

Flowering, reproductive behaviors and their effects on grain yields of newly bred single cross hybrids of yellow maize (*Zea mays* L.) in winter in subtropical Nepalese Himalayan foot plain

Floral traits: grain yield determinants

Nav Raj Adhikari^{1*}, Surya K. Ghimire^{1,2}, Shrawan Kumar Sah³ and Keshab Babu Koirala⁴

¹Department of Plant Breeding, Institute of Agriculture and Animal Science, Tribhuvan University, Chitwan, Nepal.

²Department of Plant Breeding and Genetics, Faculty of Agriculture, Agriculture and Forestry University, Rampur, Chitwan, Nepal.

³Department of Agronomy, Faculty of Agriculture, Agriculture and Forestry University, Rampur, Chitwan, Nepal.

⁴National Maize Research Program, Nepal Agriculture Research Council (NARC), Rampur, Chitwan, Nepal.

*Corresponding author: navraj.adhikari@gmail.com

ABSTRACT

Introduction: All the plants of a maize population or hybrid PP (plant population) do not dehisce anthers and do not emerge silk simultaneously. Generally, male flowering or anther dehiscence (anthesis) is leading and female flowering (silk emergence or silking) is lagging under both optimum and stressful environment. Enough and timely pollen availability is indispensable when silks come out of maize ears for largest number of kernel set. So; study of flowering and reproductive behavior of newly bred maize hybrids are indispensable to confirm high grain yielding hybrid with traits of synchrony in anthesis and silking, coming out of all silks and enough pollen availability in short duration. **Materials and methods:** Flowering and reproductive behaviors of fifteen newly bred single cross hybrids of yellow maize have been examined growing them in an RCBD trial planting their seeds on October 3, 2012 to expose flowering to the natural winter in subtropical foot plain of Himalaya. For flowering behavior; emergence of tassel, anthesis, silking, silk senescence, tassel-anthesis interval, anthesis-silking interval, silking-silk senescence interval of the hybrids have been examined dissecting the PP into four equal parts (percent) as the first earliest, second earliest, third earliest and terminal 25% of the hybrid PP denominated as 25, 50, 75 and 100% respectively of the each of the fifteen hybrids. So, whether third earliest 25% and terminal 25% silk emerging PP of each of the hybrids (SILK75 and SILK100%) respectively received enough pollen from the PP of the same hybrid can be determined through ASI 75 and ASI 100 of the hybrid PP. **Results and discussion:** Among some polynomial regression equations (PREs) discovered based on floral traits, a grain yield estimating PRE (t ha^{-1}) $Y = -11922 + 507.3*(\text{TSS25})^1 - 7.183*(\text{TSS25})^2 + 0.03387*(\text{TSS25})^3$ with r^2 value 66% has been discovered from days taken for TSS25. Similarly, high r^2 bearing PREs were from days for

anthesis and silking. PREs with the lowest r^2 were for the days required for the silk senescence (S SEN). Reasons of the low r^2 are: the observation of silk browning or withering could not be precise for naked eye since the silks looked fresh longer in high humidity, well-irrigated state, low temperature, low sun-shine and foggy or cloudy day although the silks lost receptivity earlier in the winter. In addition, interval duration from SILK INI to S SEN cannot be the duration of silk receptivity in the winter of subtropical Nepalese Himalayan foot plain. For reproductive behavior; number of functional egg cells that became successful zygotes to pull assimilates for complete kernel development can reflect aroma about reproductive strength (RS) of the hybrid. Accordingly, hybrids 8 and 5 have been found of the highest RS.

Abbreviations used

H: hybrid; Hs: Hybrids; PP: plant population; HPP: hybrid plant population; TOT KNLS: average numbers of kernels set per plant in each hybrid; ANTH: anthesis; TSS: (days for) tasseling or tassel emergence; SILK: (days for) silking or silk emergence of the topmost ear; silking: (days for) emergence of silks from the topmost ear; SILK SEN or SILK S: silk senescence of the topmost ear: it implies for the earliest symptom either the silk appeared brown or silk withered (or silk browning or silk withering); PREs: Polynomial regression equations(s); r-square: Coefficient of determination for PRE. GF: grain filling (duration); DMRT: Duncan's multiple range test; CT: chilling temperature; RCBD: randomized complete block design; Trait abbreviations have been mentioned in Sup Table 1A and 1B in Supplementary file.

INTRODUCTION

Almost all food grains we consume come from crops after sexual fusion of the male and female gametes from male and female floral organs. Male gamete, its generating organ (Herrero, 2003; Hedhly et al., 2008) and microsporogenesis phenomena (Oliver et al., 2005) are more sensitive to chilling and cold temperature than egg cell and its formation phenomena. Most crop producing region in the world has been facing global climate change associated extreme weather fluctuation (Solomon et al., 2007). In other words, productivity and global production of most of the crops including maize in most of agricultural land in the world are at the mercy of natural climate and fluctuating environmental abiotic factors. All cereal production takes place through the results of the phenomena of crop growth and development, and GF.

Male and female flowers both are located in maize plant (monoecious); but they bear in different sites in the plant. Flowering, preparation of flowering and reproduction (Harris et al., 1976; Motto and Moll, 1983; Sarquis et al., 1998; Freier et al., 1984; Carcova et al., 2000) are very are very sensitive to extreme climatic factors. It has already been reported that chilling and very high N dose application are the causes that damage the rice crop (Tatsuta, 1999; Hayashi et al., 2000; Sasaki and Wada, 1975; Amano and Moriwaki, 1984; Satake et al., 1987). Fertilization of high dose of nitrogen is required for optimal growth of the rice crop and to increase the grain production (Shiga, 1984; Goto et al., 2006; Fukushima, 2007). Nishiyama (1982) also reported that number of pollen grains per anther is highly correlated with soil fertility. But, excessive N fertilization causes reduction in floral potency which was declared through decline in the number of pollen grains (Tatsuta, 1999; Hayashi et al., 2000). The pollen germination ratio was similarly found declined further when high dose of nitrogen fertilization was done under the cool weather temperature during flowering which was indicated from declined number of engorged pollen grains (Hayashi et al., 2006). It has been reported that less fertile spikelets were observed in rice crop grown in cool temperature during flowering with high nitrogen fertilization (Sasaki and Wada, 1975; Amano and Moriwaki, 1984; Satake et al., 1987). As the result, rice production declined. The phenomena

too can be homologous in maize since they are both tropical crop species. Crop damage because of any suboptimal temperature in any one of the three vital phenomena: pollen production, pollination and fertilization alone or in combination cause heavy reduction in grain yield of crops (Oliver et al., 2005; Sataka and Hayase, 1970; Hayase et al., 1969; Sataka and Hayase, 1970).

Cool temperature causes floral impotency lowering the number of engorged pollen grains during pollen formation in the rice. Sataka and Shibata (1992) reported that successful fusion of male gamete to egg cell is only possible if the stigma receives at least 40 engorged pollen grains under cool weather during flowering to fertilization. Extreme chilling and cold temperatures can induce dysfunctioning of pollens causing sterility because of disruption of starch metabolism in anther tapetum which ultimately stops starch accumulation in the pollen grains in rice (Oliver et al., 2005). Cold induced disruption of sugar transport into anther and its corresponding detrimental effects on pollen causes sterility which is signaled by ABA and turning off of the expression of cell wall invertase (Oliver et al., 2005) and monosaccharide transporters (Oliver et al., 2007). Extreme CT stress can impair microsporogenesis leading to prevention of the maturity of microspores into trinucleate pollen grains (Sataka and Hayase, 1970) in the rice. Cool temperature causes failure in the pollen germination and gamete fusion during flowering to fertilization which causes consequent reduction in grain yield in rice.

CT is very fatal to maize during flowering, preparation of flowering, formation of gametes; vitality, germination of the pollens on stigma, its efficiency to penetrate ovary wall and reach embryo sac for egg cell fertilization or reproductive phase in winter in subtropical region. Such aberrant phenomena lead subsequent irreversible grain yield loss. Prevalence of extreme CT at any phase from pollen formation to its utilization for zygote formation in the maize in the winter in Nepal and north eastern Indian region or in subtropical region is serious stress factor to cause complete failure of the crop which has been mentioned in introduction of the paper of Zaidi et al. (2010). So, synchrony in the phenomena of anthesis and silking (Harris et al., 1976; Motto and Moll, 1983; Sarquis 's et al., 1998; Freier et al., 1984); synchronous coming out of all silks, synchronous pollination of all silks and synchronous fertilization of egg cells in all florets are very indispensable for highest number of kernel set and grain yield attribution (Carcova et al., 2000) in response to extreme CT.

Maize breeders seek hybrids and their paired inbreds with minimum anthesis-silking interval (ASI) for success of hybrids. The narrow ASI is (anthesis-silking interval) very useful trait to increase kernel numbers in maize genotype(s) (Bolanos and Edmeades, 1996; Ribaut et al., 1996) in addition to other morpho-physiological traits. So, ASI of each hybrid must be examined minutely. Grain yield is positively and strongly correlated to kernel numbers (Tollenaar et al., 2000; Echarte et al., 2000). Edmeades and Daynard (1979) first time reported that how many kernel will set in an ear of the maize plant is positively correlated to the rate of photosynthesis per plant during anthesis. The equation extracted from their experiment has been used to predict kernel number per plant and then incorporated into the original version of CERES-Maize (Jones and Kiniry, 1986). It has been reported that prevailing temperature, photoperiod and synchrony between anther dehiscence and silking (SAI) are ear kernel number determining traits (Struik et al., 1986) in addition to plant photo-assimilate supply (Edmeades and Daynard, 1979). Temperature and photoperiod like environmental and physiological factors affect the floral development eventually influencing the kernel number determination in the maize ears (Herrero and Johnson, 1981; Hall et al., 1982; Struik et al., 1986; Bassetti and Westgate, 1993a).

There have been some reports of advanced studies of genetic architecture of flowering of maize. Flowering of maize as a crop species have been done and reported. But, a new method must be explored to examine flowering behavior which helps do minute study of those newly

bred hybrids and genotypes which are in the process of cultivar release. So, the paper includes the development of a new methodology and its illustration to examine flowering of any newly developed lines. It examines minutely to decide whether (a) particular hybrid(s) can be advanced for cultivar release. In it, flowering and reproductive traits of the newly bred hybrids have been minutely studied dissecting the plant population of each hybrid in each plot into four fractions since flowering and reproductive traits determine grain yield as well as fate of the maize hybrids. In addition, abnormal expression of the flowering traits causes irreversible crop failure. The paper also includes results of a variety of flowering and reproductive traits of the fifteen hybrids and discovery of grain yield estimating PREs from the traits.

MATERIAL AND METHODS

Trial accomplished, treatment details

In order to examine flowering and reproductive behaviors of the newly bred single cross maize hybrids including standard check of Rampur hybrid 2 (Table 1) in subtropical Nepalese Himalayan foot plain; an RCBD experiment was conducted planting seeds on October 3, 2012 in research field of NMRP/NARC at Rampur (longitude 27°37'N, latitude 84°24'E and altitude 228 m above sea level), Chitwan, Nepal. Seeds were manually planted using a simple lever of seed drill. Two seeds were dropped in each hill in spacing of 0.25 m x 0.70 m and each two-row-plot size was 1.4 m x 3.0 m. Weed removal and thinning were performed to maintain 40 plants per plot on 30th day after sowing (DAS) to maintain PP at the rate of 57,143 ha⁻¹. Plots were continuous in each block and two row border plants were maintained were planted. Earthing-up was done on 45 DAS. Treatment details as the fifteen newly bred single cross hybrids of the yellow maize for the trial have been mentioned in Table 1. Pedigrees of the hybrids and summary of climate of the crop plants of the trial period have been shown by Adhikari et al. (2015b) and details research methods, planting, intercultural operations have been mentioned by Adhikari et al. (2015a).

Traits of flowering and reproductive behaviors (FB) examined using a new method

Traits of floral, flowering behavior of the fifteen hybrids included in the research work are days for tasseling (Table 4), anthesis (Table 5), TAI (tasseling-anthesis interval) (Table 4), silking (Table 6), ASI (anthesis-silking interval) (Table 7), silk senescence (Table 8), interval silk emergence-silk senescence interval (SILK INI-S SEN) (Table 9). The silk senescence was recorded in the duration form: days for withering or browning of the silks. For detail analysis of flowering, PPs of each plot were dissected into four equal dissects or percent for the first, second, third earliest and terminal 25% PP thorough denotation with numerical digits 25, 50, 75 and 100% PP for tasseling (Table 4), anthesis (Table 5), silking (Table 6), ASI (Table 7), silk senescence (S SEN) (Table 8), silk initiation-silk senescence interval (SILK INI-S SEN) of HPP (Table 9). Besides, data of flowering (tasseling, anthesis, silking, silk senescence) were taken from five sampled plants in each of the plots and denoted as TSS5, ANTH5, SILK 5, SILK SEN5. Furthermore; ear versus cob length, total versus significant ears per plant, average row numbers, average numbers of kernels (AV KNS) in each row, AV KNS per topmost ear and in each plant have also been examined (Supporting file, Sup Table 2). Details of traits and their used abbreviations are mentioned in the Sup Table 1A & 1B.

Tasseling and anthesis (TAI)

Days for tassel emergence of the first 25, second earliest 25, third earliest and terminal 25% PP or 25, 50, 75 and 100% PP (abbreviated by TSS, TSS25, TSS50, TSS75 and TSS100 respectively) have been studied taking their observation from each of the 45 plots (Table 4). Net tassel emergence duration is difference between days for tassel emergence of 100% and

25% PP (TSS100-TSS25). Data were recorded from five randomly selected plants and plot performance both. Anthesis 25 is meant for days for the first earliest 25% PP, anthesis 50 is meant for days for anthesis of second earliest 25% population or earliest 50% PP, anthesis 75 is meant for days for anthesis of third earliest 25% HPP or terminal 50% and anthesis 100 is meant for days for anthesis of terminal 25% PP or days for completion of the entire HPP. The anthesis traits have been indicated through the notations: ANTH25, ANTH50, ANTH75, and ANTH100 respectively). In addition, days for anthesis of randomly selected five plants in each plot was also observed, examined and presented as ANTH5. Net anthesis duration as difference between days for anthesis of 100% and 25% population (ANTH100-25) have also been examined (Table 5). In the same way; TAI5 (tasseling-anthesis interval) of randomly selected five plants in each plot was also recorded and analyzed. In addition; 25, 50, 75 and 100% PP (abbreviated by ANTH-TSS25, ANTH-TSS50, ANTH-TSS75, and ANTH-TSS100 respectively or by TAI, TAI 25, TAI50, TAI75 and TAI 100) were also recorded and analyzed (Table 4).

Anthesis, silking and silk senescence

In the same way; days taken in the forms of SILK 25, SILK 50, SILK 75 and SILK 100 are really for the silking of the earliest 25, second 25, third 25 and terminal 25% PP respectively) were recorded and analyzed. Silking of five randomly selected plants in each plot were also recorded as abbreviated through SILK5 (Table 6). Similarly, the ASI has been dissected as ASI 25, ASI 50, ASI 75 and ASI 100 for the earliest 25, second 25, third 25 and terminal 25% PP for anthesis and silking (Table 7). In the same way, silk senescence has been dissected into four equal parts of the HPP (Table 8). In the same way, silk senescence (S SEN), silk senescence-silk initiation (SILK INI -S SEN) has been dissected into four fractions of the HPP (Table 9).

Active silking duration has been determined as the interval from initiation to termination of silking in HPP. Active silking duration is difference from days for silking of 100% to 25% PP (SILK100-25) (Table 6). Days for silk senescence of the earliest 25, 50, 75 and 100% PP (abbreviated by SILKSN 5, SIIKSN25, SIIKSN50, SIIKSN75, and SILKSN100 respectively) are days required for silk withering or browning for the first earliest 25, second 25, third 25 and terminal 25% PP. Active silk senescence duration is the duration from days for silk senescence of 25% to 100% PP (abbreviated as SILKSN100-25) (Table 8). Silk- senescence-silk initiation interval of randomly selected five plants in each plot, 25, 50, 75 and 100% PP (abbreviated by S SN-S INI 5, S SN-S INI25, S SN-S INI50, S SN-S INI75, S SN-S INI100) were also computed and analyzed (Table 9).

Floral details

For floral details; values of traits considered for the study are ear length in cm (Ear length), total ears in 100 plants (Tot Ear Nos), significant ear numbers in 100 plants (Sign ears), number of rows in topmost ear (E1Rws), average number of kernels in a row of topmost ear (E1Knl/row), length of the topmost ear in cm (Ear1Len), length of the cob of the topmost ear in cm (CobLen1), percent of cob length to ear length (in cm/cm) [Cob L/Ear L] (Supporting file, Sup Table 1A & 1B).

Similarly, data of days for senescence of 100% population was taken under the heading of PopSen100 to indicate days required maturity of each of the fifteen hybrids. Information of total ears per plant (abbreviated by Tot ers/plant, functional ears per plant or significant ears per plant (denoted by F-ears/plant or sig ears /plant) were also computed taking data of total ears and significant ears in the five randomly selected plants in each plot during terminal crop maturity and transferred into tot ears per plant and significant or functional ears per plant. For observation of grain yield attributing characters, ear length, cob length for top most ear were

measured when standing plants in plots went into crop maturity stage (Supporting file, Sup Table 2 & 3).

Just before the harvesting of the crop; row number, kernels per row, kernels in each topmost row determined and total kernel numbers per plant were determined. Then, plant average for each plot was used for variance analysis and DMRT computation. These traits reflect reproductive strength (Table 7; Sup Table 2 & 3 in Supplementary file). More importantly, reproductive strength (RS) is measured through average total number of functional egg cells in ears of the randomly selected plants in each plot or hybrid that become successful zygotes to attract photo-assimilates for complete kernel development in the plants (TotKnls) for each hybrid (Sup Table 2 & 3). Data management and analysis of the traits have been done using computer software: Microsoft Excel, MSTAT-C, Minitab and Genestat.

RESULTS

Variance analysis: Variance analysis has been done for five types of anthesis: earliest 25% population designated as earliest 25%, second earliest 25% designated as 50%, third earliest 25% anthesis designated as 75%, terminally dissected 25% population designated as 100% and anthesis for five sampled plants for each plot (anthesis). The fifteen hybrids have been found non-significant for active anthesis period which is the period from start of anthesis of earliest 25% to the terminal 25% dissected population. The maize hybrids were significant different from the standpoint of days for tassel emergence (Table 4, 5, 6) (Supplementary file, Sup Table 2).

The hybrids were significant different from the standpoint of silk duration among five sampled plants, 25, 50, 75 and 100% of the PP including the active silk duration (ACT SILK DURA) (Table 6). The hybrids were also significant different from the perspective of the five traits of the ASI. In addition, the hybrids were significant different for each of four equal 25% fractions of the entire HPP for silk senescence. But the hybrids were non-significant different from the standpoint of the active silk senescence duration (ACT S SEN D) (Table 8). Here, stay-active silk is used instead of stay-receptive silk since exact receptiveness of the silk could not be precisely based on silk senescence since it took many days for initiation of dark browning of the silk in the chilling winter in the subtropical region in Nepal. Hybrids were significant different to other floral and reproductive traits: average ear nos per plant (AV ER NOS P⁻¹), significant ear numbers (nos) per plant, nos of kernels in a row in e1 ear, average number of kernels set (AV KNS) in the first ear, average total number of kernels set (TOT KNLS) (Table 7) in a plant, length of ear 1, length of the cob 1 and percent ear length for the cob (Supplementary file, Sup Table 3).

Evaluation of the hybrids: Six hybrids (Hs) 8, 12, 11, 13, 5 and 6 have been found the top high GYHs among the fifteen. Among them, all four fractions of H 13 had delayed 6 days for expressivity of anthesis even after tassel emergence. It implies that the hybrid 13 were aberrant in male flowering. In addition, the hybrid cannot be advanced for further evaluation and cultivar release. Remaining five hybrids in all the four fractions of the PP did not delay in expressivity of anthesis after tassel emergence. High GYH 8 (RML 86/RML96) is characterized with the traits of anthesis-silking interval (ASI) 25, 50, 70 and 100 with 0, 2, 3 and 10 days respectively, active anthesis duration 6 days which is relatively short among the fifteen hybrids and active silk duration 16 days which is long. High GYH 8 is characterized with the traits of higher numbers of ears per plant, highest numbers of significant ears. H6 too had somewhat wide ASI in all four fractions of the PP. Anthesis, silking and silk senescence details have been presented in Tables 4, 5, 5, 6 & 7.

Seven hybrids 10, 1, 7, 14, 2, 9 and 15 were intermediate grain yielding. Among them, all four fractions of H 10 delayed 6 days for expressivity of anthesis even after tassel emergence.

It implies that the hybrid 10 was aberrant in male flowering. In addition, the hybrid cannot be advanced for further evaluation and cultivar release. Remaining six hybrids in all the four fractions of the PP did not delay expressivity of anthesis after tassel emergence in majority of the hybrid PPs. Medium GYHs 1 and 9 is characterized with the traits of ASI 25, 50, 70 and 100 with wide among the fifteen hybrids. Among the seven; H 2 demonstrated wide interval between expressivities of tassel emergence and anthesis. Hs 4 and 3 were low grain yielding (Table 4, 5, 6, 7 & 8).

Reproductive strength (RS) of the hybrids

RS of the hybrids is indicated through functional egg cell that that becomes successful to attract male gametes from the dividing generative nucleus and attract photo-assimilates from leaves and stem reserve to develop functionally into complete kernels with endosperm and embryo in maize. Average number of kernels set (TOT KNLS) per plant can reflect functional RS of the hybrid. Among the high GYHs, Hs 8 and 5 were the highest kernels bearing two among the fifteen. Top high GYH 8 expressed silking 0, 2, 3 and 10 days late in the first, second, third earliest and terminal 25% PP in comparison to anthesis in the HPP. It means that terminal 25% late silking HPP could not receive pollens from the same HPP. Two ears in combination of the H 8 produced highest numbers of kernels. It implies that lower ear of the terminal 25% the HPP received pollens from surrounding next hybrid. Although H 5 was of the second highest reproductive strength since it was the largest TOT KNLS bearing among the fifteen hybrids, it demonstrated wide expressivity of silking in the terminal 50% PP. It also implies that terminal 50% late silking PP could not receive enough engorged pollens from the same PP. Fifth high GYH 5 too emerged silks 6 and 8 days late in comparison to anthesis in the terminal 50% PP. It also implies that kernels set in the terminal 50% the HPP received pollens less from the same HPP; but received much pollen from the surrounding next HPP. So, high GYHs 8 and 7 demonstrated asynchrony in male and female flowering. So, the two hybrids cannot be advanced ahead for cultivar release.

Reproductive strength of maize cultivars, hybrids and populations can be reflected through average total numbers of kernels per plant (TOT KNLS), E1 kernel nos plant⁻¹ of the topmost ear (For abbreviation meaning, see Sup Table 1A & 1B). Prolificacy of the hybrids are reflected through average total number of ears (Ear Nos P⁻¹) and significant ears per plant (Sign ears plant⁻¹) that is filled with kernels. In supporting file, the information of the fifteen hybrids have been shown.

Floral traits as grain yield estimator

Days required for tasseling gave higher or equal r square polynomial equations (Eq 1-5) when compared with the r-square values of equation obtained by days required for anthesis (Eq 6-11). Equations discovered from the days required for silking (Eq 12-16) were less reliable than equations obtained from days for anthesis since the r-square values of the Eq 12-16 were less than Eq 6-11 obtained from anthesis. Least reliable polynomial regression equations were for days for silk senescence of the HPP than the equations obtained from silking. Climate data from tassel emergence to silk senescence clearly shows the climate of the duration was with suboptimal chilling evening to morning and low temperature in day time mentioned by Adhikari et al. (2015b). In addition, the days from tasseling to silk senescence were foggy and cloudy and the sunshine did not dry the silks up to the midday. Sunshine hours was not recorded and the sunshine hours in each day were almost less than four hours with low temperature in each day from 65 to 105th day after sowing (Personal memorization while working; Adhikari et al., 2015b). Although the silk lost receptivity earlier, the silk freshness up to longer duration made confusion in recording silk receptivity. The net duration or interval duration from silk emergence to silk senescence could not reflect silk receptivity.

So, the polynomial equations discovered from the days required for silk senescence of the HPP had lower r-square than tasseling, anthesis and silking. Polynomial correlations of grain yields and kernels number per plant of each of the fifteen hybrids with anthesis and silk senescence have been shown through graph (Fig 2, 3).

Days required for anthesis of five sampled plants in each plot, first, second, third and terminal 25% population of the fifteen hybrids could produce grain yield in $t\ ha^{-1}$ through the polynomial regression equation with coefficient of determination from 44 to 58%. Highest R-square was 58% for grain yield estimating equation from ANTH100. Here, ANTH100 is meant for days required for anthesis of the terminal 25% PP of the hybrids. In the correlation curve, hybrid 8 has been found highest grain yielding that could not come to the correlation curve (Fig 2). Besides; the hybrid 8 lowered r-square of the PRE 2 (Table 2). Data of average days required for silking, average days required for silk senescence of five randomly selected plants in each plot of the fifteen hybrids too could estimate grain yield through PREs with r-square 26 to 46% (Table 2). Here; a variety of PREs extracted from floral traits and average kernels numbers per plants of the fifteen hybrids have lower coefficient of determination (r-square) than PREs for estimating grain yield in $t\ ha^{-1}$.

DISCUSSION

Why study of flowering and reproductive behavior? All the plants in the same hybrid population grown in the same date are not uniform in expressivity in the traits of anthesis and silking because of micro-variation in bulk density, soil moisture content, nutrient level and other soil factors. Anthers of certain percent of the PP dehisces pollens earlier than the certain percent of the earliest silk emerging PP. There is lagging of silk emergence in comparison to anther dehiscence. Terminal percent of late silk emerging population may not receive pollen from the same population. So, minute analysis of flowering must be done from earlier step of hybrid evaluation to the final. Fate of the terminal 25% late silk emerging population of each hybrid must be determined during evaluation. Furthermore; in global warming associated temperature fluctuation and longer duration of extreme chilling temperature (Solomon et al., 2007) can cause flowering and reproductive abnormality (Oliver et al., 2005) leading to pandemic crop sterility and heavy yield loss (Zaidi et al., 2010).

Plant breeders create variation, they identify useful variants, they exploit variation and they again identify superior variants for high grain yielding with quality traits and tolerance / resistance to biotic and abiotic stresses. Here; the single cross yellow maize hybrids developed include inferiors as well as superiors both. Plant trait measure as X variable have been found grain yield and kernel numbers determining through the use of discovered polynomial regression equations; but the discovered equations are of low r-square.

Grain yield (t/ha) estimating equations have been shown from equations 1 to 21 (Table 1). High GYHs convert light energy, CO_2 and the soil nutrients into photo-assimilates in the form of kernels efficiently because of high efficiencies in CO_2 fixation, phloem-loading and unloading, reserve mobilization, flowering and reproductive fitness, and tolerance to a variety of biotic and abiotic stresses. But, inferiors work less efficiently in any one or some of the physiologies.

Moreover, the efficiently fixed CO_2 does not mobilize to kernels uniformly in all the hybrids. So the equations extracted from the two variables ignored so many physiologies of aberrant or optimal kind. That is why the r-square of the grain yield as well as kernel numbers estimating equations is low. For example, efficiently or optimally flowering and reproductive hybrids may have poor or high efficiency of reserve mobilization and susceptible or tolerance to winter chilling during GF. These two types of hybrids violate the correlation pattern and subsequently discovered equations estimates output poorly with low r-square. Another

example; optimal flowering and reproductive hybrids that have high efficiency of reserve mobilization but minimum chlorophyll concentration can also yield high (Adhikari et al., 2015a; b).

Reproductive phenomena of rice in response to application of high dose of N fertilizers and suboptimal natural chilling can be homologous to maize reproductive phenomena since both crop species are tropical origin. Excessive nitrogen fertilization caused decline in floral potency which was declared through decline in the number of pollen grains (Tatsuta, 1999; Hayashi et al., 2000). Hayase et al (1969); Satake and Hayase (1970) reported that rice microspores is very sensitive to cool temperature during flowering phase. Satake (1991) reported that cool temperature causes reduction in the number of microspore and pollen grains during microsporogenesis. The pollen germination ratio was similarly found declined further when nitrogen fertilization was done under the cool weather temperature during flowering (Hayashi et al., 2006) because of declined number of engorged pollen grains. It has been reported that less fertile spikelets were observed in rice grown in cool weather during flowering with high nitrogen fertilization (Sasaki and Wada, 1975; Amano and Moriwaki, 1984; Satake et al., 1987). As the result, rice production declined.

Hayashi et al. (2009) reported that the combined effect of high nitrogen application and cool weather caused repression of many genes than the expressed genes under cool temperature which consequently caused lower pollen germination on stigma in the rice plants in high N combined with cool temperature. In crop species of rice, 50 to 150 pollens were observed on each stigma and fertility of those plants was over 95% in optimal temperature; but, 50 to 100 pollens were observed in the stigma and corresponding plants had 50 to 80% fertility (Hayashi et al., 2004). They further reported that cooling weather causes reduction in pollen production and high nitrogen condition caused more cooling damage dysfunctioning the rice pollens.

Maize genetic resources including landraces take two to eleven months for the crop maturity (Kuleshov, 1933). Synchrony in flowering is the most important trait because of which particular landrace or breeding line could be easily maintained for breeding and particular hybrid combination or other line can become a cultivar in addition to the traits of high yield and tolerance to a variety of stresses. Asynchrony is the contrasting trait because of which huge diversity of the maize genetic resources arrives in nature, but the same trait of asynchrony in the flowering of the maize makes the line unsuccessful in self-perpetuation and causing consequent extinction of the lines and strains.

Active flowering duration too determined as the difference between 100% and 25% population of the maize hybrid although the active anthesis in a tassel lasts in about five to eight days which varies in temperature, soil moisture-nutrient level and hybrid to hybrid. Besides, peak anthesis happens on the third day of anthesis. Anthesis initiates first at about the central region of the principal rachis of the tassel; then, spreads bi-directionally. A little bit lagging after initiation of anthesis on tassel branches than the principal rachis. Very bottom anthers are very late to anthesis (Personal experience). Maize breeders seek hybrids with minimum ASI for its success which they herald at the time of the release of commercial cultivars.

Kernel number estimating equation could not have high r-square since large numbers of populations were grown in the same trial or next trials nearby (Table 3). Some hybrids with highest kernel numbers might have formed from the pollen of the next hybrids in the same trial or neighboring trial. Edmeades and Daynard (1979) first time reported that how many kernels will set in an ear of the maize plant is positively correlated to the rate of photosynthesis per plant during anthesis. The equation extracted from their experiment has been used to predict kernel number per plant and then incorporated into the original version of CERES-Maize (Jones and Kiniry, 1986). Andrade et al. (1999) too worked in this area.

Struik et al. (1986) reported that prevailing temperature, photoperiod and synchrony between anther dehiscence and silking are some of the determinants of kernel numbers in addition to plant photo-assimilate supply. Temperature and photoperiod like environmental and physiological factors influence the floral development and that eventually influences the kernel number determination in the maize ears (Herrero and Johnson, 1981; Hall et al., 1982; Struik et al., 1986; Bassetti and Westgate, 1993a). Several scientists have worked to find useful trait and equation for grain yield estimation through remote sensing (Guindin-Garcia, 2010) and pollen shed density (Westgate et al., 2003). But, for breeding and selection of superior maize, highly reliable diagnostic phenotypic naked eye marker could not come. So, efforts were applied to explore flowering or floral traits.

Rice has been studied extensively in Japan in response to natural start of cool temperature during flowering and GF. The studies reported that chilling damaged kernel set in rice. Similarly, autumn planted maize in subtropical region like Nepal and Gangatic plain in India faces such chilling stress during physiologies from preparation of tassel emergence to pollination, fertilization to early GF. Female ovule fertility is fairly tolerant in a moderate cold stress; but, pollens are sensitive in rice (Hayase et al., 1969; Dupuis and Dumas, 1990). Sensitiveness of pollens and tolerance of ovule in chilling stress can be homologous in maize since maize is also tropical origin. The susceptibility of the pollens can subsequently reduce fusion of male gamete to egg cell for zygote formation maize.

Supplementary file:

Floral traits of single cross hybrids of yellow maize in winter in subtropical Nepalese Himalayan foot plain.

For citation of the supplementary file:

Adhikari NR, Ghimire SK, Sah SK, Koirala KB. (2015) Floral traits of single cross hybrids of yellow maize in winter in subtropical Nepalese Himalayan foot plain.

[10.7287/peerj.preprints.897v1/supp-1](https://doi.org/10.7287/peerj.preprints.897v1/supp-1)

https://d3amtssd1tejdt.cloudfront.net/2015/897/1/Supplementary_file1.pdf

REFERENCES

- Adhikari NR, Ghimire SK, Sah SK, Koirala KB. 2015a. Dynamics of chlorophyll and N concentration on e0 and e3 leaves of maize hybrids in winter in subtropical region. PeerJ PrePrints 3:e1050. <http://dx.doi.org/10.7287/peerj.preprints.850v1>
- Adhikari NR, Ghimire SK, Sah SK, Koirala KB. 2015b. Details of chlorophyll and nitrogen concentrations of central and top two leaves of single cross hybrids of maize during grain filling, pedigree of the hybrids, climate of the growing duration in winter in subtropical foot plain of Himalaya. DOI:10.7287/peerj.preprints.850v1/supp-1 (https://d3amtssd1tejdt.cloudfront.net/2015/850/2/NRASupplemental_file_1.pdf)
- Amano T and Moriwaki R. 1984. Studies on cool injuries with special reference to cultural improvements in rice plants. III. The effect of compost application on cool temperature induced sterility at the booting stage. Japanese Journal of Crop Science 53: 7-11.
- Andrade FH, Vega C, Uhart S, Cirilo A, Cantarero M, Valentinuz O. 1999. Kernel number determination in maize. Crop Science 39: 453-459.
- Bassetti P, and Westgate ME. 1993a. Emergence, elongation and senescence of maize silks. Crop Science 33:271-275.
- Bassetti, P & Westgate ME. 1993b. Water deficit affects receptivity of maize silks. Crop Science 33:279-282.
- Bolanos J and Edmeades GO. 1996. The importance of the anthesis-silking interval in breeding for drought tolerance in tropical maize. Field Crops Research 48: 65-80.

- Carcova J, Uribelarrea M, Borrás L, Otegui ME and Westgate ME. 2000. Synchronous pollination within and between ears improves kernel set in Maize. *Crop Science* 40: 1056-1061.
- Dupuis I & Dumas C. 1990. Influence of temperature stress on in vitro fertilization and heat shock protein synthesis in maize (*Zea mays* L.) reproductive tissues. *Plant Physiology* 94: 665–670.
- Echarte L, Luque S, Andrede FH, Sadras VO, Cirilo A, Otegui ME, Vega CRC. 2000. Response of maize kernel number to plant density in Argentinean hybrids released between 1965 and 1995. *Field Crops Research* 68:1-8.
- Edmeades GO & Daynard TB. 1979. The relationship between final yield and photosynthesis at flowering in individual maize plants. *Canadian Journal of Plant Science* 59:585-601.
- Freier G, Vilella F, and Hall AJ. 1984. Within-ear pollination synchrony and kernel set in maize. *Maydica* 29:317–324.
- Fukushima A. 2007. Effects of timing of nitrogen topdressing on morphological traits in different rice varieties. *Japanese Journal of Crop Science* 76: 18-27.
- Goto E, Nomura M, and Inatsu O. 2006. Effect of the time of topdressing on the recovery rate of applied nitrogen, and its distribution in rice plant in a cold district. *Journal of Crop Science* 75: 443-450.
- Guindin-Garcia N. 2010. Estimating maize grain yield from biophysical parameters using remote sensing. Ph.D. Dissertation. Graduate College at the University of Nebraska. P. 115.
- Hall AJ, Vilella F, Trapani N, and Chimenti C. 1982. The effects of water stress and genotype on the dynamics of pollen-shedding and silking in maize. *Field Crops Research* 5: 349-363.
- Harris RE, Moll RH, and Stuber CW. 1976. Control and inheritance of prolificacy in maize. *Crop Science* 16:843–850.
- Hayase H, Satake T, Nishiyama I, Ito N. 1969. Male sterility caused by cooling treatment at the meiotic stage in rice plants. II. The most sensitive stage to cooling and the fertilising ability of pistils. *Proceedings of Crop Science Society of Japan* 38: 706–711.
- Hayashe H, Satake T, Nishiyama I & Ito N. 1969. Male sterility by cooling treatment at the meiotic stage in rice plants. II. The most sensitive stage to cooling and fertilizing ability of pistils. *Proceedings of Crop Science, Japan* 38:706-711.
- Hayashi T, Kashiwabara K, Yamaguchi T, and Koike S. 2000. Effects of high-nitrogen supply on the susceptibility to coolness at the young microspore stage in rice (*Oryza sativa* L.). *Plant Production Science* 3: 323-327.
- Hayashi T, Yamaguchi T, Nakayama K, Komatsu S and Koike S. 2004. High nitrogen conditions enhance the cooling damage to pollen in rice plants: proteome analysis of mature anthers. Twelve Australian Agronomy Conference. http://www.regional.org.au/au/asa/2004/poster/3/2/1/1303_hayashit.htm. The information was seen on Nov 27, 2014.
- Hayashi T, Yamaguchi T, Nakayama K, Komatsu S, and Koike S. 2006. Susceptibility to coolness at the young microspore stage under high-nitrogen supply in rice (*Oryza Sativa* L.). Proteome analysis of mature anthers. *Plant Production Science* 9: 212-218.
- Hayashi T, Yamaguchi T, Nakayama K and Koike S. 2009. Effects of high nitrogen supply on the susceptibility to coolness at the young microspore stage in rice (*Oryza sativa* L.): Gene expression analysis in mature anthers. *Plant Production Science* 12 (3): 271-277.
- Hedhly A, Hormaza JI, Herrero M. 2008. Global warming and plant sexual reproduction. *Trends in Plant Science* 14: 30–36.

- Herrero MP, and Johnson RR. 1981. Drought stress and its effects on maize reproductive systems. *Crop Science* 21:105-110.
- Herrero M. 2003. Male and female synchrony and the regulation of mating in flowering plants. *Philosophical Transactions of the Royal Society of London Series B-Biological Sciences* 358:1019–1024.
- Jones CA, and Kiniry JR. 1986. *Ceres-Maize*. A simulation model of maize growth and development. Texas A&M Univ. Press, College Station, TX.
- Kuleshov NN. 1933. World's diversity of phenotypes of maize. *Journal of American Society of Agronomy* 25:688-700.
- Motto M, and Moll RH. 1983. Prolificacy in maize: a review. *Maydica* 28:53–76.
- Nishiyama I. 1982. Male sterility caused by cooling treatment at the young microspore stage in rice plants XXII. Anther length, pollen number and the difference in susceptibility to coolness among spikelets on the panicle. *Journal of Crop Science* 51:462-464.
- Oliver SN, van Dongen JT, Alfred SC, Mamun EA, Zhao X, Saini HS, Fernandes SF, Blanchard CL, Sutton BG, Geigenberger P, Dennis ES and Dolferus R. 2005. Cold-induced repression of the rice anther-specific cell wall invertase gene OSINV4 is correlated with sucrose accumulation and pollen sterility. *Plant, Cell and Environment* 28:1534-1551.
- Oliver SN, Dennis ES, Dolferus R. 2007. ABA regulates apoplastic sugar transport and is a potential signal for cold-induced pollen sterility in rice. *Plant and Cell Physiology* 48: 1319–1330.
- Ribaut JM, Hoisington DA, Deutsch JA, Jiang C, González de LD. 1996. Identification of quantitative trait loci under drought conditions in tropical maize. 1. Flowering parameters and the anthesis-silking interval. *Theoretical and Applied Genetics*. 92:905–914.
- Sarquis JI, Gonzalez H, and Dunlap JR. 1998. Yield response of two cycles of selection from a semiprolific early maize (*Zea mays* L.) population to plant density, sucrose infusion, and pollination control. *Field Crops Research* 55:109–116.
- Sasaki K and Wada S. 1975. Effects of nitrogen, phosphoric acid and potash on the percentage of sterile grains in rice plant. *Proceedings of Crop Science Society, Japan* 44: 250-254.
- Sataka T, Hayase H. 1970. Male sterility caused by cooling treatment at the young microspore stage in rice plants. V. Estimation of pollen developmental stage and the most sensitive stage to coolness. *Proceedings of Crop Science Society, Japan* 39: 468–473.
- Satake T. 1991. Male sterility caused by cooling treatment at the young microspore stage in rice plants. XXX. Relation between fertilization and the number of engorged pollen grain among spikelets cooled at different pollen developmental stages. *Japanese Journal of Crop Science* 60: 523-528.
- Satake T & Shibata M. 1992. Male sterility caused by cooling treatment at the young microspore stage in rice plants XXXI. Four components participating in fertilization. *Japanese Journal of Crop Science* 61: 454-462.
- Satake T, Lee SY, Koike S and Kariya K. 1987. Male sterility caused by cooling treatment at the young microspore stage in rice plants. XXVII. Effect of water temperature and nitrogen application before the critical stage on the sterility induced by cooling at the critical stage. *Japanese Journal of Crop Science* 56: 404-410.
- Shiga H. 1984. Criteria for application of organic materials in paddy soils. *Journal of Scientific Soil Manure* 55: 374-380.
- Solomon S, Qin D, Manning M, Marquis M, Averyt K, Tignor MMB, Miller HL, Cheng Z. 2007. *Climate change 2007: the physical science basis*. Contribution of working Group I

- to the Fourth Assessment Report of the Intergovernmental Panel on Climate Change. New York: Cambridge University Press.
- Struik PC, Doorgest M, and Boonman JG. 1986. Environmental effects on flowering characteristics and kernel set of maize (*Zea mays* L.). *Netherland Journal of Agricultural Science* 34:469-484.
- Tatsuta H. 1999. Influence of nitrogen application on anther length, anther width and number of engorged pollen grains as characters related to cooling injury in rice plants. *Japanese Journal of Crop Science* 68: 187-193.
- Tollenaar M, Dwyer LM, Steward DW, Ma BL. 2000. Physiological parameters associated with differences in kernel set among maize hybrids. pp. 115-130. In: M.A. Westgate, KJ Boote (Eds.), *Physiology and modeling kernel set in maize*. CSSA Spec. Publ. 51, CSSA/ASA/SSSA, Madison, WI.
- Westgate M, Lizaso EJ and Batchelor W. 2003. Quantitative relationships between pollen shed density and grain yield in maize. *Crop Science* 43: 934-942.
- Zaidi PH, Yadav M, Maniselvan P, Khan R, Shadakshari TV, Singh RP, Pal D. 2010. Morpho-physiological traits associated with cold stress tolerance in tropical maize (*Zea mays* L.). *Maydica* 55: 201-208.

Table 1: Treatment details of the winter hybrid maize trial

Entry	Hybrids	Entry	Hybrids	Entry	Hybrids
1	RML-19/NML-2	6	RL-111/RL-189	11	RML-57/RML-6
2	RL-137/RL-168	7	RML-95/RML-9	12	RL-170/RL-111
3	RML-55/RL-29	8	RML-86/RML-96	13	RL-154/RL-111
4	RL-99/RL-161	9	RL-36/RL-197	14	RML-4/NML-2
5	RML-6/RML-19	10	RL-180/RML-5	15	Gaurav (For check)

The pedigrees of the above-mentioned hybrids have been mentioned in earlier paper (Adhikari et al. 2015a; b).

Table 2: Grain yield estimating polynomial regression equations from flowering traits. The equations use flowering traits as independent variables: The regression equations estimate grain yield (Y in t ha⁻¹) of newly bred hybrids in t ha⁻¹. The regression equations have been formulated for plant population density of 57,143 per hectare in autumn planted spring harvested maize

$= -2450 + 97.7 \text{ TSS} - 1.294 \text{ TSS}^2 + 0.005704 \text{ (TSS)}^3$,	$r^2 = 36.1\%$ (Eq1)
$= -11922 + 507.3 \text{ TSS25} - 7.183 \text{ TSS25}^2 + 0.03387 \text{ (TSS25)}^3$,	$r^2 = 65.8\%$ (Eq2)
$= -2856 + 115.3 \text{ TSS50} - 1.545 \text{ TSS50}^2 + 0.006892 \text{ (TSS50)}^3$,	$r^2 = 44.2\%$ (Eq3)
$= -2233 + 87.49 \text{ TSS75} - 1.136 \text{ TSS75}^2 + 0.004914 \text{ (TSS75)}^3$,	$r^2 = 46.7\%$ (Eq4)
$= -7748 + 295.2 \text{ TSS100} - 3.739 \text{ TSS100}^2 + 0.01577 \text{ (TSS100)}^3$,	$r^2 = 46.8\%$ (Eq5)
$= -3852 + 148.0 \text{ ANTH} - 1.841 \text{ ANTH}^2 + 0.007619 \text{ ANTH}^3$,	$r^2 = 44\%$; (Eq6)
$= -12088 + 487.8 \text{ ANTH25} - 6.552 \text{ ANTH25}^2 + 0.02931 \text{ ANTH25}^3$;	$r^2 = 56\%$ (Eq7)
$= -2922 + 110.5 \text{ ANTH50} - 1.387 \text{ ANTH50}^2 + 0.00579 \text{ ANTH50}^3$,	$r^2 = 45\%$ (Eq8)
$= -1948 + 69.1 \text{ ANTH75} - 0.809 \text{ ANTH75}^2 + 0.003136 \text{ ANTH75}^3$,	$r^2 = 50\%$ (Eq9)
$= -450.5 + 11.57 \text{ ANTH75} - 0.07258 \text{ ANTH75}^2$,	$r^2 = 50\%$ (Eq10)
$= -2078 + 71.71 \text{ ANTH100} - 0.8180 \text{ ANTH100}^2 + 0.003098 \text{ ANTH100}^3$,	$r^2 = 58\%$ (Eq11)
$= -7216 + 254.6 \text{ SILK} - 2.984 \text{ SILK}^2 + 0.01164 \text{ SILK}^3$,	$r^2 = 46\%$ (Eq12)
$= -7368 + 277.5 \text{ (SILK25)} - 3.475 \text{ (SILK25)}^2 + 0.01450 \text{ (SILK25)}^3$,	$r^2 = 32\%$ (Eq13)
$= -7574 + 273.6 \text{ (SILK50)} - 3.287 \text{ (SILK50)}^2 + 0.01315 \text{ (SILK50)}^3$,	$r^2 = 31\%$ (Eq14)
$= -10508 + 374.4 \text{ (SILK75)} - 4.440 \text{ (SILK75)}^2 + 0.01754 \text{ (SILK75)}^3$,	$r^2 = 31\%$ (Eq15)
$= -1497 + 48.28 \text{ (SILK100)} - 0.5139 \text{ (SILK100)}^2 + 0.001818 \text{ (SILK100)}^3$,	$r^2 = 27\%$ (Eq16)
$= 40 - 3.39 \text{ (S SN)} + 0.0579 \text{ (S SN)}^2 - 0.000268 \text{ (S SN)}^3$,	$r^2 = 26\%$ (Eq17)
$= -2131 + 63.97 \text{ (S SN25)} - 0.6349 \text{ (S SN25)}^2 + 0.002094 \text{ (S SN25)}^3$,	$r^2 = 33\%$ (Eq18)
$= -1044 + 29.43 \text{ (S SN50)} - 0.2729 \text{ (S SN50)}^2 + 0.000840 \text{ (S SN50)}^3$,	$r^2 = 26\%$ (Eq19)
$= -3004 + 80.54 \text{ (S SN75)} - 0.7157 \text{ (S SN75)}^2 + 0.002115 \text{ (S SN75)}^3$,	$r^2 = 27\%$ (Eq20)
$= -1506 + 37.74 \text{ (SSN100)} - 0.3123 \text{ (S SN100)}^2 + 0.000859 \text{ (S SN100)}^3$,	$r^2 = 11\%$ (Eq21)

(Where S SN is days required for silk senescence of percent population).

Table 3: Average total kernels per plant (Yn) estimating equations: the equations have been developed in condition of plant population is 57,143 ha⁻¹. Yn is in fact an average number of functional egg cells and zygotes per plant that are successful to pull photo-assimilates for kernel development. The reproductive trait is independent variable (X). The estimating equations have been formulated from ASI used in the equation is calculated from five sampled plants in each plot.

$Y_n = -159386 + 5456 \text{ SILK} - 61.82 \text{ SILK}^2 + 0.2325 \text{ SILK}^3$,	$r^2 = 36.8\%$; (Eq22)
$Y_n = 494.6 - 82.67 \text{ ASI} - 24.85 \text{ ASI}^2 - 1.552 \text{ ASI}^3$,	$r^2 = 32\%$ (Eq23)
$Y_n = -18090 + 480 \text{ ANTH5} - 3.24 \text{ ANTH5}^2 + 0.0019 \text{ ANTH5}^3$,	$r^2 = 33.7\%$ (Eq24)

Table 4: Mean values and DMRT of tassel emergence and interval to anthesis of the maize hybrids grown in Nepalese subtropical winter.

Entry	Grain yield t ha ⁻¹	TSS 5 plants	TSS 25%	TSS 50%	TSS 75%	TSS 100%	TSS 100-25	TAI 25	TAI 50	TAI 75	TAI 100
8	12.54 A	79.1 A	75.3	78.3	80.7	83.3	8.0	3.3	2.0	1.3	1.7
12	11.80 A	72.5 B-D	69.3	73.3	75.3	78.7	9.3	3.3	1.7	2.0	3.3
11	11.55 A	74.9 A-C	72.3	74.3	76.3	78.3	6.0	1.3	1.7	2.3	3.7
13	11.31 AB	71.9 CD	68.0	70.0	73.0	74.0	6.0	6.3	6.3	5.3	7.3
5	11.05 AB	76.9 AB	74.0	76.7	80.0	83.0	9.0	4.3	4.0	3.0	3.7
6	11.02 AB	72.6 B-D	68.0	69.7	72.7	77.3	9.3	4.0	4.7	4.0	1.7
10	9.78 A-C	75.3 A-C	70.7	72.3	74.3	79.3	8.7	4.3	5.3	6.0	4.7
1	9.75 A-C	79.5 A	73.7	77.0	80.3	83.0	9.3	5.0	4.0	2.7	4.3
7	9.70 A-C	76.3 A-C	73.3	75.3	78.0	80.7	7.3	2.3	2.7	1.7	2.7
14	9.64 A-C	79.5 A	74.7	79.7	82.0	84.3	9.7	3.7	2.3	1.7	4.7
2	9.47 A-C	74.3 BC	67.3	71.7	75.0	80.7	13.3	5.3	3.7	6.7	3.3
9	9.30 A-C	74.3 BC	70.7	74.0	75.7	77.7	7.0	3.3	2.7	3.0	3.3
15	9.17 A-C	77.2 AB	73.7	77.0	79.7	82.7	9.0	3.3	3.3	4.3	7.7
4	7.87 BC	66.8 E	65.3	66.3	67.7	72.0	6.7	4.7	6.0	6.7	4.3
3	7.03 C	68.8 DE	65.3	66.7	68.3	72.3	7.0	3.3	3.7	4.0	3.0
Mean	10.07	74.7	70.8	73.5	75.9	79.2	8.4	3.9	3.6	3.6	4.0

Maize hybrids and their entries are RML-19/NML-2 (1), RL-137/RL-168 (2), RML-55/RL-29 (3), RL-99/RL-161 (4), RML-6/RML-19 (5), RL-111/RL-189 (6), RML-95/RML-96 (7), RML-86/RML-96 (8), RL-36/RL-197 (9), RL-180/RML-5 (10), RML-57/RML-6 (11), RL-170/RL-111 (12), RL-154/RL-111 (13), RML-4/NML-2 (14) and Gaurav (15).

Table 5: Mean values and DMRT of anthesis of first earliest 25, second earliest 25, third earliest 25% and terminal 25% population of the maize hybrids grown in Nepalese subtropical region in Nepal.

Entry	ANTH 5	ANTH25	ANTH50	ANTH75	ANTH100	ANTH100-25
8	83.1 ABC	78.7 A	80.3 AB	82.0 ABC	85.0 A-D	6.3 B
12	75.1 EFG	72.7 DEF	75.0 CDE	77.3 DE	82.0 CDE	9.3 AB
11	77.7 C-F	73.7 CDE	76.0 CD	78.7 CD	82.0 CDE	8.3 AB
13	76.9 D-G	74.3 CDE	76.3 CD	78.3 CD	81.3 C-F	7.0 B
5	81.1 A-D	78.3 AB	80.7 AB	83.0 AB	86.7 ABC	8.3 AB
6	75.7 D-G	72.0 EF	74.3 DE	76.7 DE	79.0 DEF	7.0 B
10	79.3 B-E	75.0 B-E	77.7 BCD	80.3 A-D	84.0 BCD	9.0 AB
1	84.3 AB	78.7 A	81.0 AB	83.0 AB	87.3 ABC	8.7 AB
7	79.5 B-E	75.7 A-D	78.0 BC	79.7 BCD	83.3 BCD	7.7 B
14	85.3 A	78.3 AB	82.0 A	83.7 A	89.0 AB	10.7 AB
2	79.4 B-E	72.7 DEF	75.3 CDE	81.7 ABC	84.0 BCD	11.3 AB
9	76.6 D-G	74.0 CDE	76.7 CD	78.7 CD	81.0 C-F	7.0 B
15	83.1 ABC	77.0 ABC	80.3 AB	84.0 A	90.3 A	13.3 A
4	72.1 G	70.0 FG	72.3 EF	74.3 EF	76.3 EF	6.3 B
3	72.4 FG	68.7 G	70.3 F	72.3 F	75.3 F	6.7 B
Mean	78.8	74.6	77.1	79.6	83.1	8.5

Table 6: Mean values and DMRT of days for silking of the maize hybrids grown in Nepalese subtropical region.

Entry	SILK5	SILK25	SILK50	SILK 75	SILK 100	SILK 100-25
8	84.9 ABC	78.7 CD	82.3 A-D	85.0 AB	94.7 AB	16.0 ABC
12	78.7 CDE	76.3 DEF	78.3 DE	80.3 BC	83.7 CDE	7.3 D
11	82.2 B-E	76.3 DEF	79.0 CDE	81.3 BC	84.3 CDE	8.0 CD
13	82.3 B-E	76.3 DEF	78.3 DE	81.3 BC	86.7 B-E	10.3 BCD
5	85.9 AB	81.7 ABC	83.7 AB	88.7 A	95.0 AB	13.3 A-D
6	78.7 CDE	76.3 DEF	78.3 DE	80.7 BC	86.3 B-E	10.0 BCD
10	82.5 B-E	77.0 DE	79.3 CDE	81.7 BC	85.7 CDE	8.7 CD
1	91.0 A	82.7 A	85.0 A	88.3 A	101.3 A	18.7 A
7	84.3 A-D	77.3 DE	80.0 B-E	82.3 BC	87.7 B-E	10.3 BCD
14	86.6 AB	79.0 BCD	83.0 ABC	84.7 AB	90.0 BCD	11.0 A-D
2	78.9 CDE	74.0 EF	78.0 DE	82.0 BC	85.7 CDE	11.7 A-D
9	88.1 AB	82.0 AB	84.7 A	87.3 A	92.7 ABC	10.7 BCD
15	87.2 AB	78.0 D	81.3 A-D	84.0 AB	95.0 AB	17.0 AB
4	77.4 E	76.0 DEF	78.3 DE	80.3 BC	83.0 DE	7.0 D
3	77.7 DE	73.3 F	76.0 E	78.0 C	80.7 E	7.3 D
Mean	83.1	77.7	80.4	83.1	88.8	11.2

Table 7: Mean values and DMRT of ASI and average total kernels (AV KNS) per plant each of the fifteen maize hybrids grown in Nepalese subtropical winter.

Entry	ASI 5	ASI 25	ASI 50	ASI 75	ASI 100	TOT KNLS
8	1.8 DEF	0.0 E	2.0 DE	3.0 B-E	9.7 ABC	721.2 A
12	3.5 B-E	3.7 BCD	3.3 B-E	3.0 B-E	1.7 DE	542.4 BCD
11	4.5 B-E	2.7 B-E	3.0 CDE	2.7 B-E	2.3 DE	524.9 BCD
13	5.5 BC	2.0 CDE	2.0 DE	3.0 B-E	5.3 B-E	488.8 B-E
5	4.9 BCD	3.3 B-E	3.0 CDE	5.7 ABC	8.3 A-D	599.9 AB
6	3.0 CDE	4.3 BCD	4.0 BCD	4.0 B-E	7.3 B-E	571.2 BC
10	3.2 CDE	2.0 CDE	1.7 DE	1.3 CDE	1.7 DE	517.3 BCD
1	6.7 B	4.0 BCD	4.0 BCD	5.3 A-D	14.0 A	431.5 CDE
7	4.9 BCD	1.7 CDE	2.0 DE	2.7 B-E	4.3 CDE	536.1 BCD
14	1.3 EF	0.7 DE	1.0 E	1.0 DE	1.0 E	454.1 CDE
2	-0.5 F	1.3 CDE	2.7 DE	0.3 E	1.7 DE	452.9 CDE
9	11.5 A	8.0 A	8.0 A	8.7 A	11.7 AB	513.7 BCD
15	4.1 B-E	1.0 CDE	1.0 E	0.0 E	4.7 CDE	440.1 CDE
4	5.3 BC	6.0 AB	6.0 AB	6.0 AB	6.7 B-E	348.9 E
3	5.3 BC	4.7 BC	5.7 ABC	5.7 ABC	5.3 B-E	404.8 DE
Mean	4.3	3.0	3.3	3.5	5.7	503.2

Table 8: Mean values and DMRT of days for silk senescence (S SEN) of the maize hybrids grown in winter in subtropical Nepalese Himalayan foot plain.

Entry	S SEN 5	S SEN25	S SEN50	S SEN75	S SEN100	ACT S SEN 100-25 ^A
8	103.5 ABC	97.3 CDE	106.0 BCD	111.7 BCD	117.3 A-F	20.0
12	94.7 CD	90.0 FG	93.7 FG	101.3 E	109.7 EF	19.7
11	102.5 ABC	93.0 EFG	102.0 CDE	107.3 CDE	114.7 B-F	21.7
13	98.8 BCD	93.0 EFG	98.0 EF	104.0 DE	112.3 C-F	19.3
5	106.7 AB	99.7 BCD	110.3 AB	116.0 AB	125.3 AB	25.7
6	93.1 D	90.3 FG	95.0 EFG	102.3 E	108.7 F	18.3
10	98.6 BCD	94.3 DEF	100.7 DEF	105.3 DE	110.7 EF	16.3
1	110.1 A	106.0 A	115.0 A	119.7 A	126.7 A	20.7
7	100.1 BCD	92.7 EFG	100.3 DEF	106.3 CDE	111.7 C-F	19.0
14	110.5 A	102.7 ABC	108.3 ABC	113.7 ABC	123.3 ABC	20.7
2	96.2 CD	90.0 FG	96.0 EFG	102.0 E	106.3 F	16.3
9	109.7 A	104.7 AB	110.7 AB	115.3 AB	123.0 A-D	18.3
15	106.3 AB	102.0 ABC	108.7 ABC	113.7 ABC	120.7 A-E	18.7
4	94.5 CD	92.0 EFG	95.3 EFG	102.0 E	107.3 F	15.3
3	92.7 D	87.3 G	90.7 G	99.7 E	111.3 DEF	24.0
Mean	101.2	95.7	102.0	108.0	115.3	19.6

^AIt implies for active silk senescence duration that starts from silk initiation of first earliest 25% HPP to terminal 25% HPP.

Table 9: Mean values and DMRT of interval days between silk senescence (S SEN) and silk initiation (S INI) of the maize hybrids grown in Nepalese subtropical winter.

Entry	S SEN-S INI 25		S SEN-S INI 50		S SEN-S INI 75		S SEN-S INI 100		POP SEN 100%	
	8	18.7	ABC	23.7	B-E	26.7	A-E	22.7	BCD	175.3
12	13.7	C	15.3	H	21.0	EF	26.0	A-D	181.7	A
11	16.7	C	23.0	B-F	26.0	A-F	30.3	ABC	179.0	ABC
13	16.7	C	19.7	E-H	22.7	C-F	25.7	A-D	180.0	AB
5	18.0	ABC	26.7	ABC	27.3	A-D	30.3	ABC	178.3	A-D
6	14.0	C	16.7	GH	21.7	DEF	22.3	CD	178.3	A-D
10	17.3	BC	21.3	C-G	23.7	B-F	25.0	BCD	180.0	AB
1	23.3	A	30.0	A	31.3	A	25.3	A-D	178.3	A-D
7	15.3	C	20.3	D-H	24.0	B-F	24.0	BCD	175.7	CD
14	23.7	A	25.3	A-D	29.0	AB	33.3	A	176.3	CD
2	16.0	C	18.0	FGH	20.0	F	20.7	D	176.7	BCD
9	22.7	AB	26.0	ABC	28.0	ABC	30.3	ABC	177.0	BCD
15	24.0	A	27.3	AB	29.7	AB	25.7	A-D	176.7	BCD
4	16.0	C	17.0	GH	21.7	DEF	24.3	BCD	175.3	D
3	14.0	C	14.7	H	21.7	DEF	30.7	AB	175.0	D
Mean	18.0		21.7		25.0		26.4		177.6	

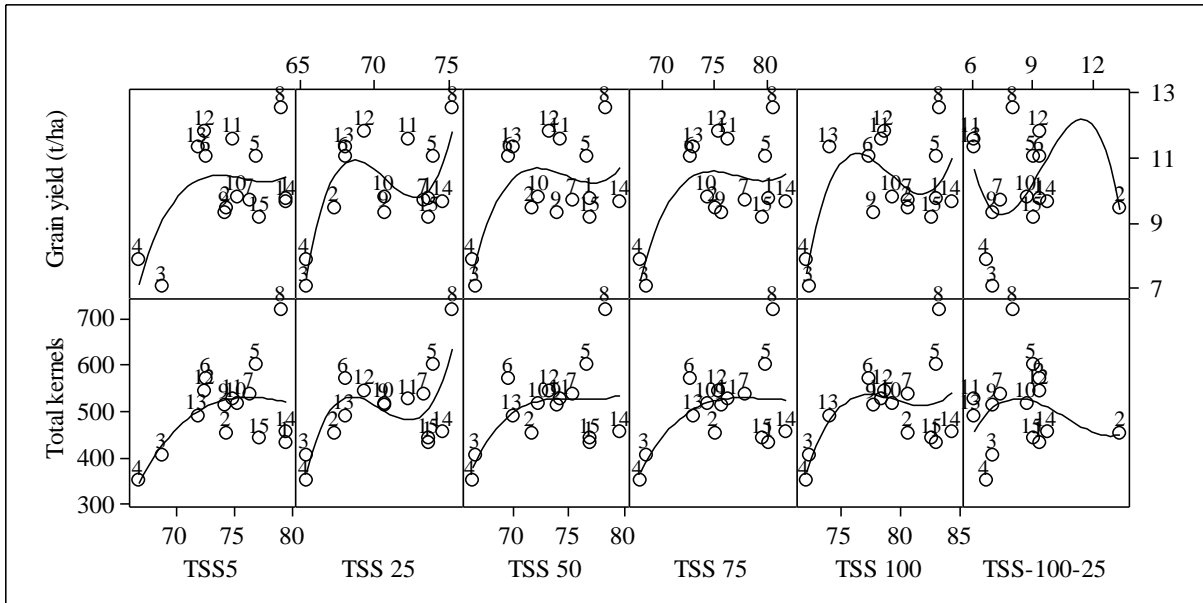


Figure 1: Correlation graphics of grain yield ($t\ ha^{-1}$) and hybrid-wise average kernel numbers per plant with days for tassel emergence of the dissected plant population of the hybrids

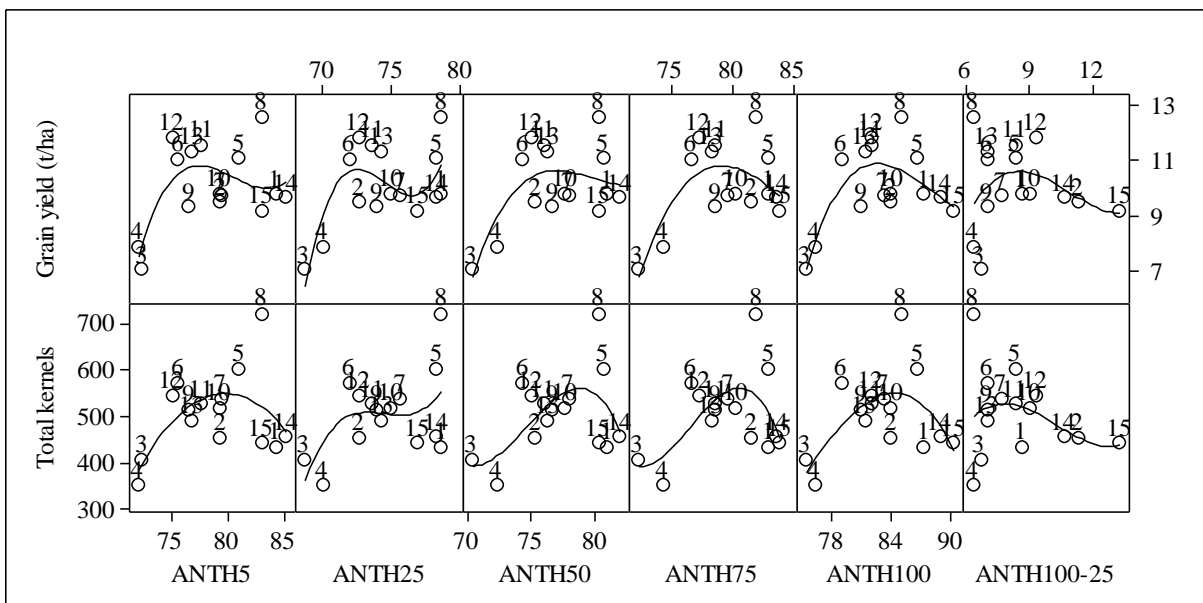


Figure 2: Correlation graphics of yield and kernel numbers with days for anthesis of dissected plant population of the fifteen hybrids




Figure 3: Correlation graphics of yield and kernel numbers with day interval between days for tassel emergence and anthesis initiation.

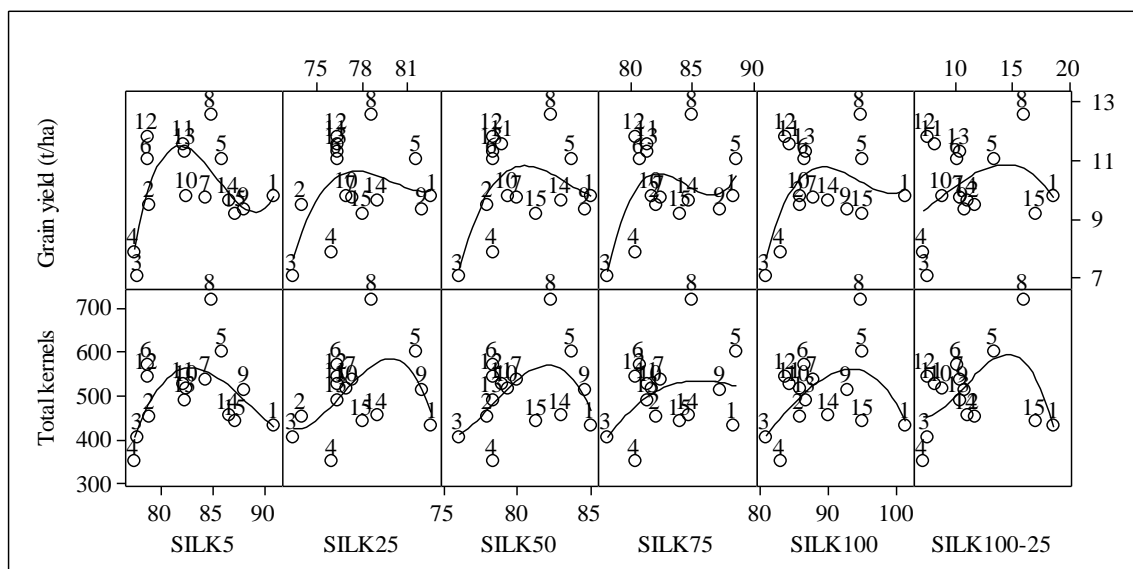


Figure 4: Correlation graphics of yield and kernel numbers with days for silking of dissected plant population of the fifteen hybrids

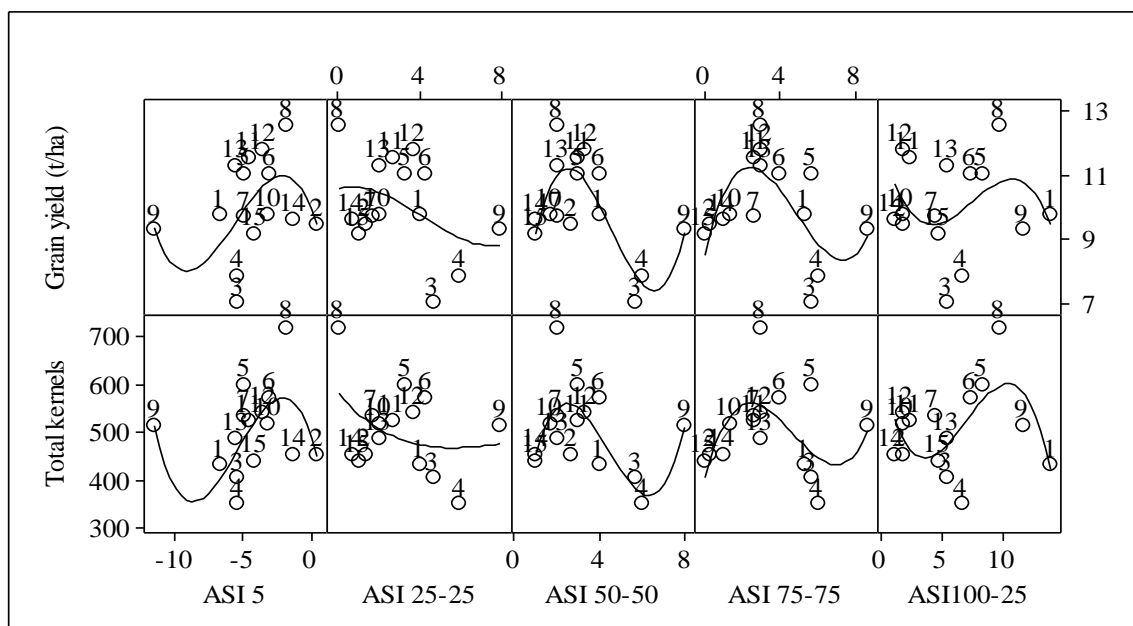


Figure 5: Correlation graphics of yield and kernel numbers with ASI of different dissect of the hybrid plant population