

**A peer-reviewed version of this preprint was published in PeerJ on 28 February 2017.**

[View the peer-reviewed version](https://doi.org/10.7717/peerj.2935) (peerj.com/articles/2935), which is the preferred citable publication unless you specifically need to cite this preprint.

Stein AM, Young MJ, Darby JT, Seddon PJ, van Heezik Y. 2017. Evidence for high inter-generational individual quality in yellow-eyed penguins. PeerJ 5:e2935 <https://doi.org/10.7717/peerj.2935>

# Evidence for high inter-generational individual quality in yellow-eyed penguins

Aviva M Stein<sup>1</sup>, Melanie J. Young<sup>1</sup>, John Darby<sup>2</sup>, Philip John Seddon<sup>1</sup>, Yolanda van Heezik<sup>Corresp. 1</sup>

<sup>1</sup> Zoology Department, University of Otago, Dunedin, New Zealand

<sup>2</sup> Otago Museum, Dunedin, New Zealand

Corresponding Author: Yolanda van Heezik  
Email address: yolanda.vanheezik@otago.ac.nz

Longitudinal studies focusing on lifetime reproductive success (LRS) have been used to measure individual breeding performance and identify commonalities among successful breeders. By extending the focus to subsequent generations we identify a proportion of high-quality individuals that contribute disproportionately to the population over multiple generations. We used 23 years of yellow-eyed penguin (*Megadyptes antipodes*) breeding data from one breeding area to identify the proportion of individual birds that raised successful breeders, which in turn raised offspring that bred successfully. We explored which life-history components influenced lifetime reproductive success, as this knowledge would enable conservation resources to be focused on high-performing individuals in this endangered population. From 2147 birds marked as chicks, 370 (17.2%) survived to adulthood and recruited to their natal location, of which 219 (10.2%) fledged offspring: 124 (56.6%) of the 219 birds produced offspring that recruited as breeders. Only 102 birds (4.8% of 2147) fledged first-generation offspring that in turn fledged offspring (second-generation offspring, or grand-offspring). We found that c. 26% of the birds that survived to breed had above-average LRS as well as above-average numbers of grand-offspring, and were more likely to have produced first-generation chicks that recruited and also produced above-average numbers of second-generation chicks. Our findings suggest that there is a core of “super-breeders” that contribute disproportionately to the population over successive generations. Lifespan and age-at-first-breeding were correlated with LRS. We suggest that traits of birds relating to longevity, health (e.g. immunocompetence) and fitness could be examined to identify potential links with high LRS and inter-generational fecundity. “Super-breeders” appear to consistently balance high LRS with long- life-span in a stochastic environment, demonstrating greater resilience in the face of extreme events.

# 1 Evidence for high inter-generational individual quality in yellow-eyed 2 penguins

3

4 Aviva M. Stein,<sup>1</sup> Melanie J. Young,<sup>1</sup> John T. Darby,<sup>2</sup> Philip J. Seddon,<sup>1</sup> Yolanda van Heezik<sup>1\*</sup>

5 <sup>1</sup> Zoology Department, University of Otago, P.O. Box 56, Dunedin, 9054, New Zealand.

6 <sup>2</sup>Otago Museum, 419 Great King Street, Dunedin 9016, New Zealand.

7

8 \*Corresponding author: Email: [yolanda.vanheezik@otago.ac.nz](mailto:yolanda.vanheezik@otago.ac.nz), Telephone: +64 3 479 4107

## 9 ABSTRACT

10 Longitudinal studies focusing on lifetime reproductive success (LRS) have been used to measure  
11 individual breeding performance and identify commonalities among successful breeders. By  
12 extending the focus to subsequent generations we identify a proportion of high-quality  
13 individuals that contribute disproportionately to the population over multiple generations. We  
14 used 23 years of yellow-eyed penguin (*Megadyptes antipodes*) breeding data from one breeding  
15 area to identify the proportion of individual birds that raised successful breeders, which in turn  
16 raised offspring that bred successfully. We explored which life-history components influenced  
17 lifetime reproductive success, as this knowledge would enable conservation resources to be  
18 focused on high-performing individuals in this endangered population. From 2147 birds marked  
19 as chicks, 370 (17.2%) survived to adulthood and recruited to their natal location, of which 219  
20 (10.2%) fledged offspring: 124 (56.6%) of the 219 birds produced offspring that recruited as  
21 breeders. Only 102 birds (4.8% of 2147) fledged first-generation offspring that in turn fledged  
22 offspring (second-generation offspring, or grand-offspring). We found that c. 26% of the birds  
23 that survived to breed had above-average LRS as well as above-average numbers of grand-  
24 offspring, and were more likely to have produced first-generation chicks that recruited and also  
25 produced above-average numbers of second-generation chicks. Our findings suggest that there is  
26 a core of “super-breeders” that contribute disproportionately to the population over successive  
27 generations. Lifespan and age-at-first-breeding were correlated with LRS. We suggest that traits  
28 of birds relating to longevity, health (e.g. immunocompetence) and fitness could be examined to  
29 identify potential links with high LRS and inter-generational fecundity. “Super-breeders” appear  
30 to consistently balance high LRS with long- life-span in a stochastic environment, demonstrating  
31 greater resilience in the face of extreme events.

32 **Keywords:** Yellow-eyed penguin, lifetime reproductive success, intergenerational fecundity,  
33 breeding, seabird

34

## 36 INTRODUCTION

37 Unlike cross-sectional studies across one or two breeding seasons, longitudinal studies based on  
38 lifetime reproductive success (LRS) average out occasional breeding failures, and increase the  
39 accuracy of measurement of individual success (Krüger & Lindström, 2001). By collecting long-  
40 term life-history data from a population of marked individuals, it becomes possible to identify  
41 the proportion of animals that produce recruits, enabling conservation efforts to be efficiently  
42 focused on individuals with successful traits (Moreno, 2003), and the overall contribution of  
43 individuals with different lifespans or reproductive strategies to subsequent generations can be  
44 compared (Clutton-Brock, 1988; Newton, 1989; Wooller, Bradley & Croxall, 1992; Brommer,  
45 Pietiäinen & Kolunen 1998).

46 Studies of LRS have revealed commonalities across bird species: a significant proportion  
47 of fledglings from a given population will die before sexual maturity (Bryant, 1979; Newton,  
48 1989); not all individuals that attempt to breed will be successful; and successful individuals vary  
49 in their productivity (Newton, 1989). The LRS distribution of a population is typically highly  
50 skewed, with large numbers of individuals producing small numbers of young, and only a small  
51 proportion of adults producing large numbers of young (Clutton-Brock, 1988, Newton, 1989).  
52 Specific life-history and reproductive traits can be indicative of LRS. Lifespan is the strongest  
53 correlate, with longer-lived individuals commonly achieving a higher LRS (Gustafsson, 1986;  
54 Clutton-Brock, 1988; Newton, 1989). In seabirds, where individuals can start breeding at various  
55 ages, variance in LRS is largely related to variation in breeding lifespan (Moreno, 2003), because  
56 an increased number of breeding seasons allows individuals more opportunities to successfully  
57 fledge offspring.

If only a small proportion of individuals maintain most of the population, the identification of traits affecting lifetime fecundity of an individual are relevant for conservation efforts. Resources can be diverted towards protecting particularly productive individuals at times when the population is assailed by environmental challenges such as adverse climate conditions, reduced food availability, disease outbreaks, or catastrophic events (e.g. oil spills, Gartrell et al., 2013). In the case of a pest species, culling efforts could be focused on these highly productive individuals (Moreno, 2003).

Factors known to affect reproductive performance in seabirds and which can interact with each other include age, experience, pair bond duration, health condition, sex, number of mates, mate fidelity and site fidelity (Ryder, 1980; Clutton-Brock, 1988; Gavin & Bollinger, 1988; Bradley et al., 1990; Wooller et al., 1990; Chastel, Weimerskirch & Jouventin, 1995). For example, in long-lived seabird species, a period of poor reproductive success at a young age or at a lower level of experience may be superseded by a period at which the individual performs at their peak reproductive output (Forslund & Pärt, 1995). At an older age, senescence may begin to reduce reproductive output, followed by terminal illness and death (Fowler, 1995; Nisbet & Dann, 2009; Froy et al., 2013). With increasing age, maternal efficiency might allow for control of the timing, size, volume, composition and pore density of eggs, and high levels of pair synchrony through maintenance of long-term pair bonds may reduce incubation periods and increase nesting success (Massaro et al., 2002; Massaro et al., 2004). Gaining breeding experience has been postulated to be no different to the honing of other skills, such as foraging. Breeding skills may therefore improve with both age and experience, as well as with improved synchrony between mated pairs (Forslund & Pärt, 1995). The relative importance of each of

these factors in estimating LRS is difficult to assess, and can differ dramatically between species and geographic locations.

Breeder quality might not necessarily be age related; some birds might just be better than others because they have better skills. State-based assessment of individual breeder quality often requires the assumption or prediction that a component of the individual's health or skill within that system is a driving factor determining its reproductive success (Wendeln & Becker, 1999; Moreno, 2003), and that this superior skill is independent of age-related performance. Individual state explaining superior breeding abilities can be measured as mass, body condition or morphology at commencement of the breeding season (Wauters & Dhont, 1989; Wendeln & Becker, 1999; Jensen et al., 2004); foraging and predator evasion skills (Daunt et al., 2007; Lescroël, Ballard, Toniolo, Barton, et al., 2010); attractiveness or ornamental traits (Massaro, Davis & Darby, 2003; Brommer, Ahola & Karstinen, 2005; Kim et al., 2011; Potti, Canal & Serrano, 2013); health, hormonal stress response or immunocompetence (Wendeln & Becker, 1999; Moreno, 2003; Ellenberg et al., 2007; Costantini et al., 2014). These state-based qualities and their relationship with breeding success and LRS can be highly variable within a population of seabirds, but might have low variation for individual birds over time (e.g. common terns *Sterna hirundo*, Wendeln & Becker, 1999). Breeding seabirds have a range of responses to catastrophic climatic or weather events, e.g. El Niño Southern Oscillation (ENSO) (Boersma, 1978), and vary in the rate at which food is delivered to chicks (Ens et al., 1992). Territoriality also can be associated with individual quality in relation to nesting density (Stokes & Boersma, 2000), nest site characteristics (Stokes & Boersma, 1998) and rank dominance (Schubert et al., 2007).

LRS measures the number of offspring produced over a lifetime, however it does not consider the viability of those offspring. There may be variability in the quality of offspring produced by different individuals that further reduces the proportion of individuals contributing to subsequent generations. By using a 23-year dataset we were able to track reproductive success over more than one generation and identify the proportion of a penguin population that produces grand-offspring. Yellow-eyed penguins (hōiho, *Megadyptes antipodes*) are endemic to New Zealand and listed as ‘endangered’ on the IUCN Red List (Birdlife International, 2015). Some mainland populations are intensively managed to mitigate threats posed by introduced predators, disturbance and habitat destruction (McKinlay, 2001). Because yellow-eyed penguins are sedentary (Seddon, van Heezik & Ellenberg, 2013), long-lived, have high natal philopatry, high breeding site fidelity once breeding, and are monogamous (Richdale, 1957), they are an ideal species to study LRS. We investigated: (1) the proportion of birds that survive to adulthood; (2) the proportion of adults that breed; (3) the proportion of breeders that produce young that recruit to the breeding population (first-generation); and (4) the proportion of adults producing grand-offspring (second-generation). We also explored the characteristics of highly-fecund breeders, and the relationship of this trait between generations. We predicted that in line with other seabird species, only a small proportion of yellow-eyed penguins would survive to adulthood, breed, and produce young, and that differences in LRS between males and females exist due to the difference in age-at-first-breeding, with females known to begin breeding earlier than males (Richdale, 1957; Darby & Seddon, 1990). We predicted that lifespan would have the greatest influence on the number of offspring produced, and be positively correlated with LRS. Yellow-eyed penguins with earlier age-at-first-breeding and fewer overall mates were predicted to have greater LRS.



125

## 126 **METHODS**

127 Yellow-eyed penguins are solitary breeders, in contrast with most other penguin species and  
128 seabirds that breed colonially (Richdale, 1957; Darby & Seddon, 1990). In September-October  
129 clutches of up to two eggs are laid, and chicks fledge at c. 106 days from late January to late  
130 February (Richdale, 1957; Seddon & Davis, 1989; Darby & Seddon, 1990).

### 131 **Yellow-eyed Penguin Database**

132 We obtained breeding data from the Yellow-eyed Penguin Database administered by the New  
133 Zealand Department of Conservation (DOC). We analysed only data from yellow-eyed penguins  
134 breeding at the Boulder Beach complex on the Otago Peninsula, New Zealand, (45°500 S and  
135 170°300 E; Fig. 1) because it supports a relatively large population of yellow-eyed penguins, has  
136 an inter-decadal history of intensive monitoring and it has been trapped for introduced predators  
137 over time. This site has the longest history of chick marking; the majority of chicks fledged at  
138 this site have been marked with a stainless steel flipper band issued by the New Zealand Bird  
139 Banding Scheme (NZBBS). We acknowledge that the use of flipper bands might present bias  
140 (*sensu* Petersen et al., 2005), however yellow-eyed penguins are inshore foragers (van Heezik &  
141 Seddon, 1990; Mattern et al., 2007) and this bias is likely to be minimal. A separate study  
142 analysing the impact of research manipulations found that even a double banding study in one  
143 season had no effect on productivity or subsequent survival (Seddon, van Heezik & Ellenberg,  
144 2013). Before commencing this study, we completed a comprehensive error check, which  
145 involved checking the original notebook records against electronic database records to ensure a  
146 high level of accuracy and consistency.

### 147 **Data for survival to adulthood and breeding, and LRS analyses**

A total of 2147 birds were marked at Boulder Beach as chicks between 1981 and 2003. We used this sample to calculate the proportion of birds that survived to adulthood (defined as reaching two years of age), attempted to breed, fledged offspring, fledged offspring that survived to adulthood and returned to the breeding population but did not necessarily breed (recruited), and fledged offspring (first-generation) that in turn successfully bred and produced offspring (second-generation, or grand-chicks). We chose the year 2003 as the cut-off for including any new breeders in the sample, since mean age at first breeding is between three and four years (Richdale, 1957): this allowed for birds to be re-sighted by age 4, breed, have offspring that survived to breed and grand offspring that survived up until the 2014/15 breeding season, when these data were last updated. Inclusion of birds from the cohort beyond 2003 might have been re-sighted only once or not at all, and could have skewed the results. Birds that were still alive or had been sighted after 2007 were excluded from the sample as their breeding lifetime might not have ended ( $n = 73$  birds).

We defined LRS as the number of offspring produced by an individual over their lifetime. Only data recorded from birds marked as chicks or as juveniles (one-year olds) could be used to ensure complete life-histories, as they were of known age due to plumage differences (duller colouration and lack of the distinctive yellow eye and crown of the adults). Yellow-eyed penguins are typically marked at *c.* 80 - 90 days, before fledging at *c.* 106 days (Seddon et al., 2013). If a bird was marked as a juvenile, we estimated the cohort year by subtracting one year. Only birds that survived to adulthood (two or more years of age) could be used for life-history analysis, as these were potential breeders and by default, had sufficient data recorded for measuring LRS. The majority of birds that were never recorded to have attempted breeding typically lacked recorded data of any kind. A bird was considered to have attempted to breed if it

171 or its mate laid an egg.

172 Analysis of LRS requires complete detectability of the focal population: this would be  
173 compromised if individuals bred elsewhere, or skipped breeding years and were consequently  
174 recorded as having died. We are confident that we have full records of birds due to the intensive  
175 monitoring at the study site and annual monitoring at adjacent sites along the coast, and the high  
176 level of natal (*c.* 81%) and breeding philopatry (*c.* 98%), and monogamy exhibited by this  
177 species (Richdale, 1957; Ratz et al., 2004). Birds that skip breeding remain largely undetectable  
178 during the breeding season, with only *c.* 8% of skipped birds in our sample being resighted as a  
179 non-breeder, however detection of breeders is close to 100% (Hegg et al., 2012). In our sample,  
180 72 yellow-eyed penguins that survived to breed skipped at least one breeding season once they  
181 had established breeding, which is not uncommon, particularly in the year following a poor  
182 season, death of a mate or a divorce (Moore, 1994; Ratz et al., 2004; Setiawan et al., 2005). Due  
183 to the small, discrete size of nesting areas, the intensity of monitoring at this and in surrounding  
184 sites, and the high degree of breeding site fidelity, we assumed that if a bird or breeding pair  
185 were not seen during multiple visits to the breeding area and to other surrounding areas from  
186 early incubation to the end of the guard period they were undertaking a breeding skip. None of  
187 the birds we assumed to be undertaking a breeding skip were re-sighted at adjacent monitored  
188 breeding areas during their skipped year.

189 We excluded birds if they were found dead two or more years after marking at a location  
190 other than Boulder Beach, or were found dead on Boulder Beach more than five years after  
191 marking with no other resightings or nesting records in between. The latest year a bird could be  
192 recorded as observed and be presumed dead was 2007. We excluded birds if they were marked  
193 before the 1981 cohort when intensive monitoring began.

## 194 Sample parameters

195 The sample parameters for modelling included sex, total number of breeding attempts,  
196 recruitment of first-generation offspring, recruitment of successful first-generation offspring,  
197 age-at-first-breeding, breeding lifespan, total number of mates and lifespan.

198 Birds were sexed by adult head and foot measurements according to Setiawan, Darby &  
199 Lambert (2004). In instances where birds had never been measured or when fledgling  
200 measurements were analysed, we inferred the sex from mates where possible, on the assumption  
201 that pairings were between males and females only and that the mate had been correctly  
202 identified. If there were no measurements or sex recorded for mates, we removed these birds  
203 from any lifetime data analysis. A total of 264 (12.3%) birds survived to breed out of the original  
204 sample of 2147 birds marked as chicks or juveniles, however data for sexing were available for  
205 217 birds from the sample (females  $n = 112$ , and males  $n = 105$ ). We used this sample of sexed  
206 birds for the analysis of life-history traits affecting LRS. It was critical to limit this study to birds  
207 that had been sexed so as not to pseudo-replicate breeding pairs.

208 We measured lifespan in whole years at the time of marking as chicks (*c.* 3 months old),  
209 to the time of either being found dead or 'missing' after three consecutive years. Age-at-first-  
210 breeding was recorded as the age of the bird during its first recorded breeding attempt. We  
211 calculated the number of mates as the minimum possible number of mates, due to 38 of 217 birds  
212 in the sample having unidentified mates in some years. We assumed that if a bird's mate was not  
213 recorded but it was breeding with a particular bird in the previous and subsequent years that it  
214 was the same mate in all three seasons.

## 215 Statistical analysis

216 We carried out all statistical analyses using R (Version 3.3.0, R Core Team 2016). We used two-  
217 sample Wilcoxon rank-sum tests to test for statistical significance between males and females,  
218 for parameters including LRS, age-at-first-breeding, recruitment of first-generation offspring,  
219 recruitment of successful first-generation offspring, lifespan, total number of mates, total number  
220 of breeding attempts and breeding lifespan.

221 The relationships between recruitment of first-generation breeders, successful first-  
222 generation breeders, sex, and the effect of life-history traits on LRS were analysed using  
223 generalised linear models (GLM) with a quasi-Poisson error distribution to account for  
224 overdispersion and log-link function, using the *lme4* package (Bates et al., 2015). There was the  
225 potential for bias, as the response and predictor variables were non-independent. We used an  
226 information-theoretic approach to model selection, by constructing a maximal model containing  
227 all probable input variables (based on *a priori* reasoning), and then ranking this model against all  
228 of its derivatives using QAICc. To account for model selection uncertainty, model-averaging was  
229 conducted for the best models ( $2\Delta\text{QAICc}$ ), using the *MuMIn* and *AICcmodavg* packages in R  
230 (Bartoń, 2016; Mazerolle, 2016).

231 In order to compare specifically the life-history characteristics between birds which  
232 proved over the three generations to be highly fecund (“high quality”), and the remainder of the  
233 birds (“ordinary”), we defined the highly fecund individuals as follows: those birds with above-  
234 average LRS relative to their sex (females  $\geq 6$ , males  $\geq 5$ ) and those that had an above-average  
235 number of grand-offspring (second-generation chicks; females  $\geq 7$ , males  $\geq 4$ ). Using the same  
236 GLM approach, we analysed the effect of life-history parameters on the LRS of these two groups  
237 of birds to determine differences in breeder quality.

238

## 239 RESULTS

240 Of the total sample of 2147 birds marked as chicks or juveniles from 1981 to 2003, 1546  
241 (72.0%) were thought to have died before reaching adulthood, whereas 441 birds survived to be  
242 seen at least once as an adult: 71 of these birds were sighted away from Boulder Beach at other  
243 monitoring locations where they subsequently bred. Of the 370 birds that were re-sighted at  
244 Boulder Beach as an adult at least once (17.2%), 264 attempted to breed at least once (12.3%),  
245 and 219 bred successfully at least once (10.2%). Only 124 birds produced at least one first-  
246 generation chick that recruited to the breeding population and attempted to breed at least once  
247 (5.8%), and 102 had first-generation offspring that not only recruited but bred successfully at  
248 least once (4.8%). Overall figures are presented in Table 1.

## 249 LRS of male and female yellow-eyed penguins

250 There was high individual variance in LRS calculated for both males and females ( $n = 217$ ), with  
251 this variance being higher for females (Table 2; Figure 2). The maximum number of total  
252 offspring a female yellow-eyed penguin produced was 24, compared to 23 for males. The only  
253 significant differences between males and females was age-at-first-breeding (Wilcoxon rank-sum  
254 test,  $W = 4373$ ,  $P = 0.0004$ ; Fig. 2), and recruitment of successful breeders ( $W = 6803$ ,  $P =$   
255  $0.026$ ); There was no difference between males and females for LRS ( $W = 6563.5$ ,  $P = 0.14$ );  
256 recruitment ( $W = 6594$ ,  $P = 0.10$ ); lifespan ( $W = 5538$ ,  $P = 0.46$ ); total number of mates, ( $W =$   
257  $5879.5$ ,  $P = 1.00$ ); total number of breeding attempts ( $W = 6292$ ,  $P = 0.37$ ), and breeding lifespan  
258 ( $W = 6142.5$ ,  $P = 0.57$ ).

## 259 Relationships between fledging and recruitment

260 There was a strong positive relationship between number of chicks fledged per parent (LRS) and  
 261 number that recruited for females ( $\lambda(\text{Female}_i) = \exp(-0.659) * \exp(0.14 * \text{LRS}_i)$ ) and males  
 262 ( $\lambda(\text{Male}_i) = \exp(-0.864) * \exp(0.149 * \text{LRS})$ ). There was also a significant positive relationship  
 263 between the number of chicks fledged (LRS) and number of successful recruits (i.e. recruits that  
 264 in turn successfully fledged offspring during at least one breeding attempt) for females  
 265 ( $\lambda(\text{Female}_i) = \exp(-1.06) * \exp(0.14 * \text{LRS}_i)$ ) and males ( $\lambda(\text{Male}_i) = \exp(-1.51) * \exp(0.158 * \text{LRS})$ ).

## 267 Life-history traits

268 Lifespan was the strongest positive correlate of LRS, followed by a negative correlation with  
 269 age-at-first-breeding (Pseudo R-squared = 59.6%; Table 3). There was a trend associated with  
 270 sex, with males having slightly lower LRS compared to females (Fig. 3). There was no  
 271 association with the number of mates and LRS; or interactions between sex, age-at-first-breeding  
 272 and lifespan (Table 3).

## 273 Determining the traits of highly fecund “high quality” breeders

274 “High-quality” birds (i.e., those with above-average LRS and fecundity; females = 32, males =  
 275 24) produced 604 fledged chicks, of which 204 first-generation offspring recruited, and 146 were  
 276 successful, producing 1002 grand-offspring (second-generation chicks) (Fig. 4). These higher-  
 277 quality breeding birds produced 76 first-generation offspring with an above-average  $\text{LRS} \geq 6$ . In  
 278 contrast, the remaining “ordinary” birds (females = 80, males = 81) produced 503 chicks, of  
 279 which 92 first-generation offspring recruited, and 42 were successful in producing 154 grand-  
 280 offspring (second-generation chicks) (Fig. 4). The ordinary breeding birds ( $n = 161$ ) produced 8  
 281 above-average first-generation offspring.

An interaction effect between breeder type and lifespan was detected, but there was no interaction between age-at-first breeding and breeder type (Table 4), despite the ordinary birds beginning breeding at least one year younger than the high-quality birds (Table 5). The ordinary birds had shorter lifespans and therefore lower LRS, with high-quality birds having on average double the longevity of their short-lived conspecifics (Table 5).

## DISCUSSION

By tracking reproductive success in yellow-eyed penguins over more than one generation we show that only a small proportion of fledglings survive, recruit, and attempt to breed, however fecundity and survival appears to be an inter-generational trait, with above-average breeders more likely to produce chicks that will be highly successful breeders. Fewer than 2.6% (56 of 2147) of these breeding birds are what we call “super-breeders”, that appear to be successful in producing offspring that will themselves survive and go on to contribute disproportionately to the next generation.

Only 10.2% of the sample population of 2147 fledgling yellow-eyed penguins eventually recruited and produced offspring at all, meaning that 89.8% of young fledged did not contribute to the next generation at Boulder Beach. Low juvenile survival is likely to be the principal reason for the low number of penguins recruiting to breeding populations. Only 20.5% of yellow-eyed penguin fledglings survived to adulthood (two years of age), a similar proportion to the 20.8% yellow-eyed penguins resighted as adults at the Boulder Beach complex between 1981 to 1990 (Efford, Darby & Spencer, 1996), however our reported result includes 3.3% of birds that were resighted away from Boulder Beach. Our results (370 of 441 birds surviving to two years and sighted at Boulder Beach, 83.9%) suggest a similar rate of philopatry to Richdale’s (1957) study



(c. 81%). Our survival to adulthood rate was higher than the 10.4% of Adélie penguins (*Pygoscelis adeliae*) that survived to age two (Ainley & DeMaster, 1980), but low compared to the range of values for survivorship from fledging to sexual maturity for 19 species of passerines and seabirds (42 - 86%; Newton, 1989). Survivorship to two years was significantly lower than reported in several other studies of seabirds, including 57.6% for common guillemots (*Uria aalge*; Crespin et al., 2006), 41 to 54% for sooty shearwaters (*Puffinus griseus*; Fletcher et al., 2013), and c. 77% for king penguins after one year (*Aptenodytes patagonicus*; Saraux et al., 2011); it was even lower than the c. 32% of yellow-eyed penguins that survived to age two between 1936 and 1952 (Richdale, 1957).

The probability that birds survive the period between parental care and adulthood has a large influence on population dynamics, but is highly variable (Maness & Anderson, 2013). The most common hypothesis for high rates of mortality in young birds is their lack of experience, poor foraging skills and physical immaturity (Lack, 1954; Ashmole, 1963; Orians, 1969; Dunn, 1972), with positive correlations predicted between body mass and juvenile survival, based on the assumption that heavier juveniles have fat reserves that buffer the food limitation associated with inexperience (Lack, 1966; McClung et al., 2004; Maness & Anderson 2013). Yellow-eyed penguins are sedentary foragers that lack a long-distance migratory phase in their life history, however juveniles undergo a pelagic phase lasting for up to two years, during which time they are sighted only erratically along the coast. No information exists on where juveniles disperse to (Darby & Seddon, 1990), and most mortality occurs during this post-fledging pelagic phase. It is unclear whether the low survival of juvenile penguins in this study is normal or depressed by changing environmental conditions.

This study indicates that while 530 marked chicks (24.7% of the original sample) were seen at Boulder Beach after fledging, 370 were seen at Boulder Beach by age 2 (69.8%), but only 264 survived to breed at least once (49.8%). These figures suggest that juvenile mortality occurs in two or more stages: as high post-fledging mortality due to inexperience, immaturity and lack of skill, and possibly due to seasonal fluctuations in prey availability later in the breeding season when juveniles must prepare for their first annual moult. The difference in juvenile survival between Richdale's (1957) study and ours may be indicative of an adverse change in foraging conditions (Browne et al., 2011; Mattern et al., 2014), entanglement in recreational or commercial fishing gear (Darby & Dawson, 2000), increasing frequency of poor seasons (van Heezik 1990), and competition with or predation by recovering otariid populations (Bradshaw, Lalas & Thompson, 2000; Lalas et al., 2007). Marine pollution that results in disease outbreaks and mass mortality events, have also been hypothesised (e.g. 1990 mass mortality event, Gill & Darby 1993; e.g. diphtheritic stomatitis, Alley et al., 2004; Trathan et al., 2015).

From the sample of 2147 fledglings, the proportions that survived and attempted breeding (12.3%), fledged offspring (10.2%) and fledged offspring that recruited (5.8%) seem low, however, the proportion of birds that attempted breeding and were successful is relatively high (219 of 264, 82.9%). In other words, if a bird was successful in surviving to make a breeding attempt, there was an 83% probability that it would be successful in fledging at least one chick in its lifetime, a 47% (124/264) probability it would fledge at least one chick that would recruit to the breeding population, and a 39% (102/264) probability that the bird would fledge chicks that would recruit and subsequently fledge offspring. The proportion of yellow-eyed penguins surviving to attempt to breed at least once was comparatively lower than in red-billed gulls (*Larus novaehollandiae*, 18 - 22%), little penguins (*Eudyptula minor*, 28 -35%), kittiwakes

(*Rissa tridactyla*, 34 - 42%) and short-tailed shearwaters (*P. tenuirostris*, 69 - 73%); however the proportion of breeding yellow-eyed penguins that produced recruits (47%) is one of the highest, with only kittiwakes having similar recruitment rates (*c.* 41 - 50%) (Coulson, 1988; Wooller et al., 1988; Mills, 1989; Dann & Cullen, 1990; Moreno, 2003). In yellow-eyed penguins, recruitment into the breeding population appears to be driven in part by the higher survival rate of the offspring of a subset of breeders, with high-quality birds, labelled here as “super-breeders”, producing more recruits (204 first-generation recruits from 56 birds, 68.9%) than the ordinary breeders (92 first-generation recruits from 181 birds, 31.1%).

There was considerable variation between both male and female penguins that survived to breed in the total number of offspring they fledged. For a long-lived species, the average number of fledged young seems relatively small (female mean = 5.61, male mean = 4.56), however it is within the range of values reported from the few studies that have estimated mean LRS in seabirds, passerines and birds of prey, demonstrating that LRS for many species of birds remain similar as a result of life-history trade-offs (Table 6). Females had shorter lifespans but longer breeding lifespans than males, because females started breeding earlier than males. Females may have more opportunities to breed than males, due to an apparent sex-skew, with males outnumbering females (Richdale, 1957). Inexperience, and a high energetic cost from the first breeding attempt may compromise the survival of young females, whereas males may have more time to hone foraging and predator avoidance skills before being recruited, and because there is a surplus of males each season, sporadic breeding may allow them to have longer lifespans but similar LRS to females, because they do not have to bear the cost of breeding every year. The maximum number of fledged offspring for both male (23) and female yellow-eyed penguins (24) was much higher than mean values, reflecting the highly negatively skewed distribution of LRS

(Fig.2), and consistent with the observation that most individuals produce small numbers of young, and only a few produce many (Newton 1989). However, there was a wide range in the number of young fledged by individual birds regardless of sex, despite the greater cost of reproduction incurred by breeding females. Newton (1989) concluded that LRS is generally similar for males and females in species that lack high levels of sexual dimorphism, which is the case for yellow-eyed penguins (Seddon et al., 2013).

### **LRS predictors**

Lifespan was the strongest correlate of LRS, with the number of offspring produced increasing significantly with increased lifespan. This trend is very common for seabirds (Clutton-Brock, 1988; Newton, 1989; Newton, 1995), and is attributed to a number of factors: increased opportunities for these long-lived birds to breed, the association between success and experience observed in many seabird species (Limmer & Becker, 2009; Saraux et al., 2012), and the general fitness required for a long lifespan. Long-lived birds are the primary contributors to the gene pool in many species, meaning there is likely to be selection for viability (Moreno, 2003; Mauck, Huntington & Grubb, 2004). We found that high-quality breeders had lifespans that were on average double that of ordinary breeders, but they produced 3 to 4 times more offspring in their lifetimes than ordinary birds (Table 5). In other species lifespan explains less of the variance when the number of recruits is examined, as opposed to number of offspring produced (Newton, 1989). In contrast, we found a highly significant relationship between LRS and the number of recruits and successful recruits produced for yellow-eyed penguins, meaning that the characteristics of birds with longer lifespans are likely to be reliable predictors of parental quality for this species.

Age-at-first-breeding was the second strongest predictor of LRS in yellow-eyed penguins, with birds that began breeding later having lower lifetime totals of offspring, due to a decrease in total breeding opportunities (Newton, 1989). The theory of antagonistic pleiotropy suggests that increased early-life fecundity is at the expense of later-life fitness, and can be selected for if selection is stronger at early stages of life, so that early benefits outweigh later costs (Williams, 1957). While there was a difference between the LRS of males and females in this study, no interaction effect could be detected, despite earlier reproduction in females, which may potentially result in accelerated reproductive senescence (Partridge, 1992, Reed et al., 2008). This trend has been observed in several long-lived bird species, which all showed a positive correlation between age-at-first-breeding and survival in females, suggesting a trade-off between early recruitment and lifespan (Ollason & Dunnet, 1978; Ainley & DeMaster, 1980; Pyle et al., 1997; Tavecchia et al., 2001). Individual variation in LRS for yellow-eyed penguins therefore appears to be due to variation in lifespan (1-24 years) and age-at-first-breeding (2-12 years), together determining the length of the breeding lifespan (1-18 years).

It is common for many species of seabirds to show reduced breeding success after changing mates, most likely due to a trade-off in time and energy expenditure for finding a new mate and foraging, and also due to lack of familiarity with the new mate (Ollason & Dunnet, 1978; Coulson & Thomas, 1985; Newton, 1989). In short-tailed shearwaters a mate change results in a temporary decrease in breeding success, but this effect lessens with each new pairing of an individual as breeding experience increases (Wooller et al., 1989), while breeding success of male common guillemots decreased with an increasing number of mates (Lewis et al. 2006). Yellow-eyed penguins that change mates are more likely to experience breeding failure the subsequent year (Setiawan et al., 2005). We did not detect a significant negative effect of number

of mates on lifetime number of offspring produced, possibly due to the tendency for longer-lived birds to outlive their mates, resulting in higher overall numbers of mates.

#### Conservation implications

Chronic and acute stress as a result of climate change, marine pollution, disturbance at terrestrial breeding sites and extreme nutritional stress may decrease LRS, as the cumulative effects of increasing types of stressors force individuals to reduce their investment in productivity, increase breeding skip behaviours (e.g. red-footed boobies *Sula sula*, Cubayanes et al., 2011) or result in breeder mortality (Kitaysky et al., 2010). In black-legged kittiwakes, breeding behaviour is mediated by increased corticosterone production during periods of poor food supply (Kitaysky et al., 2010; Schultner et al. 2013), with luteinising hormone levels decreasing with increased mercury contamination, resulting in increased breeding skips (Tartu et al., 2013). Clarifying the factors that separate the success of the few that produce many offspring from the many that do not may therefore need to take into account the role of chronic or acute stress on the parameters that may be used to measure their fitness. Likewise, birds that contribute disproportionately to successive generations may have higher thresholds for anthropogenic and environmental stressors than average birds. The impact of extreme events on different phenotypes of conspecifics may differ as a consequence of the "super-breeder" phenomenon, since these birds tend to consistently balance high LRS with long-lifespans in a stochastic environment.

It appears that the Boulder Beach population of yellow-eyed penguins is sustained by a small proportion of high-quality, long-lived birds, the "super-breeders". High levels of philopatry may drive high- quality and ordinary breeding recruits to return to their natal area, and once they begin breeding they are likely to remain at these breeding sites for life, which may be hazardous for population stability should either one of their marine or terrestrial habitats become

threatened. If circumstances require that it is deemed necessary to protect specific individuals in a population from catastrophe, or to differentially allocate resources due to budget constraints, it would be important to distinguish between potentially very successful breeders and the evolutionary “living dead” (Moreno, 2003). Oiling is the greatest anthropogenic threat to penguins (Trathan et al., 2015), requiring triage of breeders for temporary captive management. The unexplained mass mortalities of adult and juvenile yellow-eyed penguins on the Otago Peninsula in 1990, 1996 and 2013 due to exposure to an unknown toxic agent have presented opportunities to safeguard specific individuals from harm (Gill & Darby, 1993; DOC, unpublished data). While effort should be placed on safeguarding all individuals in a threatened population during a period of catastrophe, only a small proportion of individuals will contribute to the recovery of the population following such an event.

Although it seems sensible to focus conservation resources on “super-breeders”, the challenge lies in identifying them. The positive relationship between LRS and the number of successful recruits indicates that birds demonstrating relatively high LRS are also those that produce high-quality offspring. Lifespan is the main predictor of LRS, but unfortunately it cannot be calculated until the death of an individual. Age-at-first-breeding can be identified before death, although its association with potential LRS is much weaker, however high-quality birds tended to recruit a year later than ordinary birds.

It may be possible to single out birds on the basis of life-history traits that relate to state-based quality. The importance of state-based assessments for yellow-eyed penguins has yet to be fully explored, especially with regard to analysing the immunocompetence of individuals. Disease prevalence has increased in recent years (Alley et al., 2004; Hill et al., 2010; Argilla et al., 2013). Moreno et al. (1998) measured variables related to health state and cell-mediated



immunity between early and late breeders for chinstrap penguins (*P. antarctica*), finding that early breeders experienced better health than later breeders. Female chinstrap penguins with leukocytosis laid smaller eggs, had slower chick growth rates, and were more prone to failure (Moreno et al., 1998). Future studies could investigate state-based aspects that may coincide with age-specific breeding success, in order to gain an understanding of what makes some of these birds resilient and consistently successful breeders. Information about foraging ecology, particularly in young birds is also necessary. Foraging strategies in high quality Adélie penguins have been linked to better provisioning of chicks, suggesting that some birds may be physiologically more capable by virtue of genetic superiority (Lescroël et al., 2010). Given the ongoing decline in the population of yellow-eyed penguins at Boulder beach, management would benefit from further research into how super-breeders and their offspring may contribute to population viability and effective population size.

## ACKNOWLEDGEMENTS

This study would not have been possible without the following individuals who contributed their data: Kerri-Anne Edge, Ursula Ellenberg, Mike Hazel, Melanie Massaro, Thomas Mattern, Dean Nelson, and Alvin Setiawan. Thanks also to Bruce McKinlay and Dave Houston (DOC) for access to the Yellow-eyed Penguin Database.

## REFERENCES

- Ainley DG, DeMaster DP. 1980. Survival and mortality in a population of Adélie penguins. *Ecology* 61: 522-530.
- Alley MR, Morgan KJ, Gill JM, Hocken AG. 2004. Diseases and causes of mortality in yellow-eyed penguins, *Megadyptes antipodes*. *Kokako* 11(2): 18-23.



- 488 Argilla LS, Howe L, Gartrell BD, Alley MR. 2013. High prevalence of *Leucocytozoon spp.* in  
489 the endangered yellow-eyed penguin (*Megadyptes antipodes*) in the sub-Antarctic regions of  
490 New Zealand. *Parasitology* 140(5): 672-682.
- 491 Ashmole N P. 1963. The regulation of numbers of tropical oceanic birds. *Ibis* 103(3): 458-473.
- 492 Bartoń K. 2016. MuMIn: Multi-Model Inference. R package version 1.15.6. [https://CRAN.R-](https://CRAN.R-project.org/package=MuMIn)  
493 [project.org/package=MuMIn](https://CRAN.R-project.org/package=MuMIn).
- 494 Bates D, Maechler M, Bolker B, Walker S. 2015. Fitting Linear Mixed-Effects Models Using  
495 lme4. *Journal of Statistical Software* 67(1), 1-48. doi:10.18637/jss.v067.i01.
- 496 BirdLife International, 2015. Species factsheet: *Megadyptes antipodes*. Downloaded from  
497 <http://www.birdlife.org> on 14/08/2015.
- 498 Boersma PD. 1978. Breeding patterns of Galapagos penguins as an indicator of oceanographic  
499 conditions. *Science* 200:1481-1483.
- 500 Bradley J, Wooller R, Skira I, Serventy D. 1990. The influence of mate retention and divorce  
501 upon reproductive success in Short-tailed Shearwaters *Puffinus tenuirostris*. *Journal of*  
502 *Animal Ecology* 58: 487-496.
- 503 Bradshaw CJA, Lalas C, Thompson CM. 2000. Clustering of colonies in an expanding  
504 population of New Zealand fur seals (*Arctocephalus forsteri*). *Journal of Zoology* 250(1):  
505 105-112.
- 506 Brommer JE, Pietiäinen H, Kolunen H. 1998. The effect of age at first breeding on Ural Owl  
507 lifetime reproductive success and fitness under cyclic food conditions. *Journal of Animal*  
508 *Ecology* 67: 359-369.
- 509 Brommer J E, Ahola K, Karstinen T. 2005. The colour of fitness: plumage coloration and  
510 lifetime reproductive success in the tawny owl. *Proceedings of the Royal Society of London*  
511 *B* 272: 935-940.
- 512 Browne T, Lalas C, Mattern T, van Heezik Y. 2011. Chick starvation in yellow-eyed penguins:  
513 Evidence for poor diet quality and selective provisioning of chicks from conventional diet  
514 analysis and stable isotopes. *Austral Ecology* 36: 99-108.

- 515 Bryant D. 1979. Reproductive costs in the House Martin *Delichon urbica*. *Journal of Animal*  
516 *Ecology* 48: 655-675.
- 517 Chastel O, Weimerskirch H, Jouventin P. 1995. Influence of body condition on reproductive  
518 decision and reproductive success in the Blue Petrel. *The Auk* 112: 964-972.
- 519 Clutton-Brock TH. 1988. *Reproductive success: Studies of Individual Variation in Contrasting*  
520 *Breeding Systems*. Chicago: University of Chicago Press. 548p.
- 521 Costantini D, Meillère A, Carravieri A, Lecomte V, Sorci G, Faivre B, Weimerskirch H,  
522 Bustamante P, Labadie P, Budzinski H, Chastel O. 2014. Oxidative stress in relation to  
523 reproduction, contaminants, gender and age in a long-lived seabird. *Oecologia* 175: 1107-  
524 1116.
- 525 Coulson Thomas C. 1985. Differences in the breeding performance of individual kittiwake gulls,  
526 *Rissa tridactyla*. In: R.M. Sibley and Smith, R.H. (eds.). *Behavioural Ecology*: p. 489-503.  
527 Blackwell Scientific Publications, London.
- 528 Coulson J C. 1988. Lifetime reproductive success in the Black-legged Kittiwake (*Rissa*  
529 *tridactyla*). In: Ouellet H, ed. *Acta XIX Congressus Internationalis Ornithologici* Vol. 2., p.  
530 2140-2147. Ottawa: University of Ottawa Press.
- 531 Crawford RJM, Davis SA, Harding RT, Jackson LF, Leshoro TM, Meyer M., Randall RM,  
532 Underhill LG, Upfold L, van Dalsen AP, van der Merwe E, Whittington PA, Williams AJ,  
533 Wolfhaardt AC. 2000. Initial impact of the *Treasure* oil spill on seabirds off western South  
534 Africa. *South African Journal of Marine Science* 22: 157-176.
- 535 Crespin L, Harris MP, Lebreton JD, Frederiksen M, Wanless S. 2006. Recruitment to a seabird  
536 population depends on environmental factors and on population size. *Journal of Animal*  
537 *Ecology* 75:228-238.
- 538 Cubayanes S, Doherty PF, Schieber EA, and Gimenez O. 2011. To breed or not to breed: a  
539 seabird's response to extreme climatic events. *Biology Letters* 7: 303-306.
- 540 Dann P, Cullen J. 1990. Survival, patterns of reproduction, and lifetime reproductive output in  
541 Little Blue Penguins *Eudyptula minor* on Phillip Island, Victoria, Australia. In: Davis LS,  
542 Darby JT, eds. *Penguin Biology*. p. 63-84. San Diego: Academic Press.

- 543 Darby JT, Dawson SM. 2000. Bycatch of yellow-eyed penguins (*Megadyptes antipodes*) in  
544 gillnets in New Zealand waters 1979 - 1997. *Biological Conservation* 93: 327 - 332.
- 545 Darby JT, Seddon PJ. 1990. Breeding biology of Yellow-eyed Penguins *Megadyptes antipodes*.  
546 In: Davis LS, Darby JT, eds. *Penguin Biology*: 45–62. San Diego: Academic Press.
- 547 Daunt F, Wanless S, Harris MP, Money L, Monaghan P. 2007. Older and wiser: improvements  
548 in breeding success are linked to better foraging performance in European shags. *Functional*  
549 *Ecology* 21: 561 - 567.
- 550 Dunn EK. 1972. The effect of age on the fishing ability of sandwich terns, (*Sterna sandvicensis*).  
551 *Ibis* 114: 360-366.
- 552 Efford M, Darby J, Spencer N. 1996. Population studies of Yellow-eyed Penguins. *Science for*  
553 *Conservation* 22. Department of Conservation, Wellington. 29p.
- 554 Ellenberg U, Setiawan AN, Cree A, Houston DM, Seddon PJ. 2007. Elevated hormonal stress  
555 response and reduced reproductive output in yellow-eyed penguins exposed to unregulated  
556 tourism. *General and Comparative Endocrinology* 152: 54-63.
- 557 Ens BJ, Kersten M, Brenninkmeijer A, Hulscher JB. 1992. Territory quality, parental effort and  
558 reproductive success of oystercatchers *Haematopus ostralegus*. *Journal of Animal Ecology*  
559 61: 703-715.
- 560 Fletcher D, Moller H, Clucas R, Bragg C, Scott D, Scofield P, Hunter CM, Win I W, Newman J,  
561 McKechnie S, De Cruz J, Lyver P. 2013. Age at First Return to the Breeding Colony and  
562 Juvenile Survival of Sooty Shearwaters. *Condor* 115: 465-476.
- 563 Forslund P, Pärt T. 1995. Age and reproduction in birds - hypotheses and tests. *Trends in*  
564 *Ecology and Evolution* 10(9): 375-378.
- 565 Fowler GS. 1995. Stages of age-related reproductive success in birds: simultaneous effects of  
566 age, pair-bond duration and reproductive experience. *American Zoology* 35: 318-328.
- 567 Froy H, Phillips RA, Wood AG, Nussey DH, Lewis S. 2013. Age-related variation in  
568 reproductive traits in the wandering albatross: evidence for terminal improvement following  
569 senescence. *Ecology Letters* 16: 642-649.
- 570 Garamszegi LZ, Török J, Michl G, Møller AP. 2004. Female survival, lifetime reproductive  
571 success and mating status in a passerine bird. *Oecologia* 138: 48-56.

- 572 Gartrell BD, Collen R, Dowding JE, Gummer H, Hunter S, King EJ, Laurenson L, Lilley CD,  
573 Morgan KJ, McConnell HM, Simpson K, Ward JM. 2013. Captive husbandry and veterinary  
574 care of northern New Zealand dotterels (*Charadrius obscurus aquilonius*) during the CV  
575 Rena oil-spill response. *Wildlife Research* 40: 624-632.
- 576 Gavin TA, Bollinger EK. 1988. Reproductive correlates of breeding-site fidelity in Bobolinks  
577 *Dolichonyx oryzivorus*. *Ecology* 69: 96-103.
- 578 Gill JM, Darby JT. 1993. Deaths in yellow-eyed penguins (*Megadyptes antipodes*) on the Otago  
579 Peninsula during the summer of 1990. *New Zealand Veterinary Journal* 41: 39-42.
- 580 Goldsworthy SD, Gales RP, Giese M, Brothers N. 2000. Effects of the Iron Baron oil spill on  
581 little penguins (*Eudyptula minor*). I. Estimates of mortality. *Wildlife Research* 27: 559-571.
- 582 Gustafsson L. 1986. Lifetime reproductive success and heritability: empirical support for Fisher's  
583 fundamental theorem. *The American Naturalist*, 128: 761-764.
- 584 Hegg D, Giroir T, Ellenberg U, Seddon PJ. 2012. Yellow-eyed penguin (*Megadyptes antipodes*)  
585 as a case study to assess the reliability of nest counts. *Journal of Ornithology* 153(2): 457-  
586 466.
- 587 Hill A, Howe L, Gartrell B, Alley M. 2010. Prevalence of *Leucocytozoon spp.*, in the endangered  
588 Yellow-eyed Penguin *Megadyptes antipodes*. *Parasitology* 137: 1477-1485.
- 589 Jensen H, Sæther BE, Ringsby TH, Tufto J, Griffith SC, Ellegren H. 2004. Lifetime reproductive  
590 success in relation to morphology in the House Sparrow *Passer domesticus*. *Journal of*  
591 *Animal Ecology* 73: 599-611.
- 592 Kim S.-Y, Velando A, Torres R, Drummond H. 2011. Effects of recruiting age on senescence,  
593 lifespan and lifetime reproductive success in a long-lived seabird. *Oecologia* 166: 615-626.
- 594 King SD, Harper GA, Wright JB, McInnes JC, van der Lubbe JE, Dobbins M, Murray SJ. 2012.  
595 Site-specific reproductive failure and decline of a population of the endangered yellow-eyed  
596 penguin: a case for foraging habitat quality. *Marine Ecology Progress Series* 467: 233-244.
- 597 Kitaysky AS, Piatt JF, Hatch SA, Kitaikaia EV, Benowitz-Frdericks ZM, Shultz MT, Wingfield  
598 JC. 2010. Food availability and population processes: severity of nutritional stress during  
599 reproduction predicts survival of long-lived seabirds. *Functional Ecology* 24: 625-637.

- 600 Korpimäki E. 1992. Fluctuating food abundance determines the lifetime reproductive success of  
601 male Tengmalm's Owls. *Journal of Animal Ecology* 61: 103-111.
- 602 Krüger O, Lindström J. 2001. Lifetime reproductive success in Common Buzzard, *Buteo buteo*:  
603 from individual variation to population demography. *Oikos* 93: 260-273.
- 604 Lack DL. 1954. *The Natural Regulation of Animal Numbers*. Oxford: Clarendon Press, 343p.
- 605 Lack D L. 1966. *Population studies of birds*. Oxford: Clarendon Press. 341p.
- 606 Lalas C, Ratz H, McEwan K, McConkey SD. 2007. Predation by New Zealand sea lions  
607 (*Phocarctos hookeri*) as a threat to the viability of yellow-eyed penguins (*Megadyptes*  
608 *antipodes*) at Otago Peninsula, New Zealand. *Biological Conservation* 135: 235-246.
- 609 Lescroël A, Ballard G, Toniolo V, Barton KJ, Wilson PR, Lyver PO'B, Ainley DG. 2010.  
610 Working less to gain more: when breeding quality relates to foraging efficiency. *Ecology*  
611 91(7): 2044-2055.
- 612 Lewis S, Wanless S, Elston DA, Schultz MD, Mackley E, Du Toit M, Underhill JG, Harris MP.  
613 2006. Determinants of quality in a long-lived colonial species. *Journal of Animal Ecology*  
614 75: 1304-1312.
- 615 Limmer B, Becker PH. 2009. Improvement in chick provisioning with parental experience in a  
616 seabird. *Animal Behaviour* 77: 1095-1101.
- 617 Maness TJ, Anderson DJ. 2013. Predictors of juvenile survival in birds. *Ornithological*  
618 *Monographs* 78: 1-55.
- 619 Massaro M, Darby JT, Davis LS, Edge K-A, Hazel MJ. 2002. Investigation of interacting effects  
620 of female age, laying dates, and egg size in yellow-eyed penguins (*Megadyptes antipodes*).  
621 *The Auk* 119(4): 1137-1141.
- 622 Massaro M, Davis LS, Darby JT. 2003. Carotenoid-derived ornaments reflect parental quality in  
623 male and female yellow-eyed penguins (*Megadyptes antipodes*). *Behavioural Ecology and*  
624 *Sociobiology* 55: 169-175.
- 625 Massaro M, Davis LS, Darby JT, Robertson GJ, Setiawan AN. 2004. Intraspecific variation of  
626 incubation periods in yellow-eyed penguins *Megadyptes antipodes*: testing the influence of  
627 age, laying date and egg size. *Ibis* 146: 526-530.

- 628 Mattern T, Ellenberg U, Houston DM, Davis LS. 2007. Consistent foraging routes and benthic  
629 foraging behaviour in Yellow-eyed Penguins. *Marine Ecology Progress Series* 343: 295-  
630 306.
- 631 Mattern T, Ellenberg U, Houston DM, Lamare M, Davis LS, van Heezik Y, Seddon PJ. 2014.  
632 Straight line foraging in yellow-eyed penguins: new insights into cascading fisheries effects  
633 and orientation capabilities of marine predators. *PLoS ONE* 8(12): e84381.  
634 doi:10.1371/journal.pone.0084381
- 635 Mauck RA, Huntington CE, Grubb TC. 2004. Age-specific reproductive success: evidence for  
636 the selection hypothesis. *Evolution* 58(4): 880-885.
- 637 Mazerolle MJ, 2016. AICcmodavg: Model selection and multimodel inference based on  
638 (Q)AIC(c). R package version 2.0-4. <http://CRAN.R-project.org/package=AICcmodavg>.
- 639 McClung MR, Seddon PJ, Massaro M, Setiawan A. 2004. Nature-based tourism impacts on  
640 Yellow-eyed Penguins *Megadyptes antipodes*: does unregulated visitor access affect  
641 fledging weight and juvenile survival? *Biological Conservation* 119: 279-285.
- 642 McKinlay B. 2001. Hoiho *Megadyptes antipodes* recovery plan, 2000-2025. Threatened Species  
643 Recovery Plan 35. Department of Conservation, Wellington. 27p.
- 644 Mills JA. 1989. Red-billed Gull. In: Newton I, ed. *Lifetime Reproduction in Birds*: p. 387-404.  
645 London: Academic Press.
- 646 Moore PJ. 1994. What is a Bad Season for Yellow-eyed Penguins? Conservation Advisory  
647 Science Notes No. 103. Department of Conservation, Wellington. 7p.
- 648 Moore PJ. 1999. Foraging range of the Yellow-eyed Penguin *Megadyptes antipodes*. *Marine*  
649 *Ornithology* 27: 49–58.
- 650 Moreno J, De Leon A, Fargallo JA, Moreno E. 1998. Breeding time, health and immune  
651 response in the chinstrap penguin (*Pygoscelis antarcticus*). *Oecologia* 115: 312-319.
- 652 Moreno J. 2003. Lifetime reproductive success in seabirds: interindividual differences and  
653 implications for conservation. *Scientia Marina* 67: 7-12.



- 654 Newton I. 1988. Age and reproduction in the Sparrowhawk. *In*: Clutton Brock, T.H. (ed.)  
655 *Reproductive Success: Studies of Individual Variation in Contrasting Breeding Systems*, p.  
656 201-219. Chicago: University of Chicago Press.
- 657 Newton I. 1989. *Lifetime reproduction in birds*. Academic Press, London. 479p.
- 658 Newton I. 1995. The contribution of some recent research on birds to ecological understanding.  
659 *Journal of Animal Ecology* 64: 675-695.
- 660 Nisbet ICT, Dann P. 2009. Reproductive performance of little penguins *Eudyptula minor* in  
661 relation to year, age, pair-bond duration, breeding date and individual quality. *Journal of*  
662 *Avian Biology* 40: 296-308.
- 663 Ollason JC, Dunnet G. 1978. Age, experience and other factors affecting the breeding success of  
664 the Fulmar, *Fulmarus glacialis*, in Orkney. *Journal of Animal Ecology* 47: 961-976.
- 665 Orians GH. 1969. On the evolution of mating systems in birds and mammals. *American*  
666 *Naturalist* 103: 589-603.
- 667 Partridge L. 1992. Measuring reproductive costs. *Trends in Ecology and Evolution* 7(3): 99-100.
- 668 Petersen SL, Branch GM, Ainley DG, Boersma PD, Cooper J, Woehler EJ. 2005. Is flipper  
669 banding of penguins a problem? *Marine Ornithology*,33: 75-79.
- 670 Potti J, Canal D, Serrano D. 2013. Lifetime fitness and age-related female ornament signalling:  
671 evidence for survival and fecundity selection in the pied flycatcher. *Journal of Evolutionary*  
672 *Biology* 26: 1445-1457.
- 673 Pyle P, Nur N, Sydeman WJ, Emslie SD. 1997. Cost of reproduction and the evolution of  
674 deferred breeding in the Western Gull. *Behavioural Ecology* 8: 140-147.
- 675 R Core Team, 2016. R: A language and environment for statistical computing. R Foundation for  
676 Statistical Computing, Vienna, Austria. URL <https://www.R-project.org/>.
- 677 Ratz H, Darby JT, Edge K-A, Thompson C. 2004. Survival and breeding of yellow-eyed  
678 penguins (*Megadyptes antipodes*), at two locations on Otago Peninsula, South Island,  
679 New Zealand, 1991–96. *New Zealand Journal of Zoology* 31: 133-147.

- 680 Reed TE, Kruuk LE, Wanless S, Frederiksen M, Cunningham EJ, Harris MP. 2008.  
681 Reproductive senescence in a long-lived seabird: rates of decline in late-life performance are  
682 associated with varying costs of early reproduction. *American Naturalist* 171: E89-E101.
- 683 Richdale LE. 1957. *A Population Study of Penguins*. Oxford University Press, Oxford. 195p.
- 684 Ryder J. 1980. The influence of age on the breeding biology of colonial nesting seabirds.  
685 Behavior of Marine Animals: *Current Perspectives in Research* 4: 153-168.
- 686 Saraux C, Le Bohec C, Durant JM, Viblanc VA, Gauthier-Clerc M, Deaune D, Park YH, Yoccoz  
687 NG, Stenseth C, Le Maho Y. 2011. Reliability of flipper-banded penguins as indicators of  
688 climate change. *Nature* 469: 203-206.
- 689 Saraux C, Friess B, Le Maho Y, Le Bohec C. 2012. Chick-provisioning strategies used by king  
690 penguins to adapt to a multiseasonal breeding cycle. *Animal Behaviour* 84: 675-683.
- 691 Schubert KA, Mennill DJ, Ramsay SM, Otter KA, Boag PT, Ratcliffe LM. 2007. Variation in  
692 social rank acquisition influences lifetime reproductive success in Black-capped Chickadees.  
693 *Biological Journal of the Linnean Society* 90: 85-95.
- 694 Schultner J, Kitaysky AS, Gabrielsen GW, Hatch SA, Bech C. 2013. Differential reproductive  
695 responses to stress reveal the role of life-history strategies within a species. *Proc. R. Soc. B*.  
696 280: 20132090. <http://dx.doi.org/10.1098/rspb.2013.2090>
- 697 Seddon PJ, Davis LS. 1989. Nest-site selection by Yellow-eyed Penguins. *The Condor* 91: 653-  
698 659.
- 699 Seddon PJ, van Heezik Y, Ellenberg U. 2013. Yellow-eyed penguin. In: Borboroglu PG,  
700 Boersma PD, eds. *Penguins: Natural History and Conservation*. Seattle: University of  
701 Washington Press. 360p.
- 702 Setiawan AN, Darby JT, Lambert DM. 2004. The use of morphometrics to sex yellow-eyed  
703 penguins. *Waterbirds* 27: 96-27.
- 704 Setiawan AN, Massaro M, Darby JT, Davis LS. 2005. Mate and territory retention in Yellow-  
705 eyed Penguins. *The Condor* 107: 703-709.
- 706 Stokes DL, Boersma PD. 1998. Nest-site characteristics and reproductive success in Magellanic  
707 Penguins (*Spheniscus magellanicus*). *The Auk* 115: 34-49.



- 708 Stokes DL, Boersma PD. 2000. Nesting density and reproductive success in a colonial seabird,  
709 the Magellanic Penguin. *Ecology* 81: 2878-2891.
- 710 Tartu S, Goutte A, Bustamante P, Angelier F, Moe B, Clément-Chastel C, Bech C, Gabrielsen  
711 GW, Bustnes JO, Chastel O. 2013 To breed or not to breed: endocrine response to mercury  
712 contamination by an Arctic seabird. *Biology Letters* 9: 20130317.  
713 <http://dx.doi.org/10.1098/rsbl.2013.0317>
- 714 Tavecchia G, Pradel R, Boy V, Johnson AR., Cézilly F. 2001. Sex-and age-related variation in  
715 survival and cost of first reproduction in Greater Flamingos. *Ecology* 82: 165-174.
- 716 Trathan PN, García-Borboroglu P, Boersma PD, Bost CA, Crawford RJM, Crossin GT, Cuthbert  
717 RJ, Dann P, Davis LS, de la Puente S, Ellenberg U, Lynch HJ, Mattern T, Pütz K, Seddon  
718 PJ, Trivelpiece W, Wienecke B. 2015. Pollution, habitat loss, fishing and climate change as  
719 critical threats to penguins. *Conservation Biology* 29(1): 31-41.
- 720 van Heezik Y. 1990. Seasonal, geographical, and age-related variations in the diet of the yellow-  
721 eyed penguin (*Megadyptes antipodes*). *New Zealand Journal of Zoology* 17: 201-212.
- 722 van Heezik Y, Seddon PJ. 1989. Stomach sampling in the yellow-eyed penguin: Erosion of  
723 otoliths and squid beaks. *Journal of Field Ornithology* 60: 451-458.
- 724 Wauters L, Dhont AA. 1989. Body weight, longevity, and reproductive success in red squirrels  
725 (*Sciurus vulgaris*). *Journal of Animal Ecology* 58: 637-651.
- 726 Wendeln H, Becker PH. 1999. Effects of parental quality and effort on the reproduction of  
727 common terns. *Journal of Animal Ecology* 68: 205-214.
- 728 Williams GC. 1957. Pleiotropy, natural selection, and the evolution of senescence. *Evolution* 11:  
729 398-411.
- 730 Wooller R, Bradley J, Serventy D, Skira I. 1988. Factors contributing to reproductive success in  
731 Short-tailed Shearwaters *Puffinus tenuirostris*. In: *Proceedings of the International*  
732 *Ornithological Congress* 19: 848-856.
- 733 Wooller RD, Bradley JS, Skira IJ, Serventy DL. 1989. Short-tailed Shearwater. In: Newton, I.  
734 (ed.) *Lifetime Reproduction in Birds*. p. 405-417. London: Academic Press.

- 735 Wooller R, Bradley J, Skira I, Serventy D. 1990. Reproductive success of Short-tailed  
736 Shearwaters *Puffinus tenuirostris* in relation to their age and breeding experience. *Journal of*  
737 *Animal Ecology* 59: 161-170.
- 738 Wooller RD, Bradley JS, Croxall JP. 1992. Long-term population studies of seabirds. *Trends in*  
739 *Ecology and Evolution* 7(4): 111-114.
- 740

741 **Table 1.** Breeding and recruitment overview of numbers and percentages of individual yellow-  
742 eyed penguins marked between 1981 and 2003 at Boulder Beach, Otago Peninsula, New Zealand  
743 (n = 2147).

	Number	Percent
Marked as chick or juvenile at Boulder Beach	2147	
Marked chicks that were never resighted	1546	72.0
Marked chicks that were resighted under 2 years	601	28.0
Survived to adulthood (2 years)	441	20.5
<i>Sighted at Boulder Beach</i>	<i>370</i>	<i>17.2</i>
<i>Sighted elsewhere</i>	<i>71</i>	<i>3.3</i>
Attempted breeding	264	12.3
Fledged offspring	219	10.2
Fledged first-generation offspring that recruited	124	5.8
Fledged successful first-generation offspring	102	4.8

744

**Table 2.** Mean LRS, number of recruits, number of recruits that bred successfully, lifespan, age-at-first-breeding, breeding lifespan, number of breeding attempts and number of mates of female (n = 112) and male (n = 105) yellow-eyed penguins breeding at Boulder Beach, New Zealand. (Var = variance; se = standard deviation; min = minimum; med = median; max = maximum).

Variable	mean	var	se	min	med	max
<i>FEMALES</i>						
LRS	5.61	26.17	0.48	0	4	24
Recruits	1.60	3.88	0.19	0	1	9
Successful recruits	1.08	2.11	0.14	0	0	7
Lifespan (years)	8.00	25.96	0.48	2	6.5	24
Age at first breeding	3.28	2.02	0.13	2	3	12
Breeding lifespan (years)	4.72	21.25	0.44	0	3	17
Breeding attempts	4.95	14.23	0.36	1	4	16
Total mates	1.97	1.49	0.12	1	2	7
<i>MALES</i>						
LRS	4.56	19.21	0.43	0	4	23
Recruits	1.11	2.31	0.15	0	1	6
Successful recruits	0.64	1.10	0.10	0	0	5
Lifespan (years)	8.17	20.98	0.45	2	8	21
Age at first breeding	3.87	2.58	0.16	2	3	11
Breeding lifespan (years)	4.30	18.02	0.41	0	3	18
Breeding attempts	4.39	10.36	0.31	1	4	14
Total mates	1.97	1.41	0.12	1	2	6

**Table 3.** Model-averaged generalised linear model of lifetime reproductive success (LRS) and life-history parameters of yellow-eyed penguins that were marked at Boulder Beach, New Zealand between 1981 and 2003 (All non-binary data are standardised to have mean = 0 and SD = 1).

Coefficients	Estimate	SE	95% Confidence Interval	Relative Importance
(Intercept)*	1.50	0.06	(1.38, 1.61)	-
Sex (Male)	-0.20	0.09	(-0.38, -0.03)	0.88
z (Lifespan) <sup>†</sup>	0.62	0.05	(0.53, 0.72)	1.00
z (Age at first breeding) <sup>†</sup>	-0.12	0.05	(-0.22, -0.02)	1.00
z (Total mates)	-0.03	0.04	(-0.10, 0.05)	0.20
Sex (Male): z (Age at first breeding)	0.05	0.07	(-0.09, 0.19)	0.25
Sex (Male): z (Lifespan)	0.07	0.07	(-0.07, 0.20)	0.38

\*Sex (Female) is the reference category

<sup>†</sup> Significant results

Model statement: glm (LRS ~ zLIFESPAN + zAGEATFIRSTBREEDING + zTOTALMATES + factor(SEX) + factor(SEX): zAGEATFIRSTBREEDING + factor(SEX): zLIFESPAN

**Table 4.** Model-averaged generalised linear model of lifetime reproductive success (LRS), life-history parameters and breeder quality of yellow-eyed penguins that were marked at Boulder Beach, New Zealand between 1981 and 2003 (All non-binary data are standardised to have mean = 0 and SD = 1).

Coefficients	Estimate	SE	95% Confidence Interval	Relative Importance
(Intercept)*	1.19	0.05	(1.09, 1.20)	-
Breeder quality (higher-quality)	0.82	0.09	(0.65, 1.00)	1.00
z (Age at first breeding) <sup>†</sup>	-0.13	0.06	(-0.26, -0.01)	1.00
z (Lifespan) <sup>†</sup>	0.63	0.05	(0.53, 0.72)	1.00
Breeder quality (higher-quality): z (Age at first breeding) <sup>†</sup>	-0.26	0.07	(-0.40, -0.13)	1.00
Breeder quality (higher-quality): z (Lifespan)	0.04	0.07	(-0.06, 0.25)	0.43

\*Breeder quality (lower-quality) is the reference category

<sup>†</sup> Significant results

Model statement: glm (LRS ~ zLIFESPAN + zAGEATFIRSTBREEDING + zTOTALMATES + factor(BREEDERQUALITY) + factor(BREEDERQUALITY): zAGEATFIRSTBREEDING + factor(BREEDERQUALITY): zLIFESPAN

775 **Table 5.** Mean LRS, number of first-generation offspring, number of first-generation offspring that bred  
776 successfully, lifespan, age-at-first-breeding, breeding lifespan, number of breeding attempts and number  
777 of mates of female (n = 112) and male (n = 105) yellow-eyed penguins breeding at Boulder Beach, New  
778 Zealand. (Var = variance; se = standard deviation; min = minimum; med = median; max = maximum).  
779 Continued overleaf.

Variable	mean	var	se	min	med	max
<i>Females (ordinary breeders, n = 80)</i>						
LRS	3.31	8.67	0.33	0	2	13
Recruits	0.63	0.87	0.10	0	0	4
Successful recruits	0.34	0.33	0.06	0	0	2
Lifespan (years)	6.10	14.8	0.43	2	5	22
Age at first breeding	2.96	0.62	0.09	2	3	5
Breeding lifespan (years)	3.14	13.49	0.41	0	2	17
Breeding attempts	3.46	6.94	0.29	1	3	13
Total mates	1.79	1.46	0.14	1	1	7
<i>Females (high-quality breeders, n = 32)</i>						
LRS	11.34	24.04	0.87	6	10.5	24
Recruits	4.03	3.13	0.31	1	4	9
Successful recruits	2.94	1.74	0.23	1	3	7
Lifespan (years)	12.75	22.65	0.84	5	12	24
Age at first breeding	4.06	4.77	0.39	2	3	12
Breeding lifespan (years)	8.69	18.99	0.77	2	8	17
Breeding attempts	8.66	13.39	0.65	3	8	16
Total mates	2.44	1.29	0.20	1	2	5
<i>Males (ordinary breeders, n = 81)</i>						
LRS	2.94	7.68	0.31	0	2	13
Recruits	0.52	0.70	0.09	0	0	4
Successful recruits	0.19	0.15	0.04	0	0	1
Lifespan (years)	6.88	13.43	0.41	2	6	17
Age at first breeding	3.73	1.83	0.15	2	3	9
Breeding lifespan (years)	3.15	12.28	0.39	0	2	14
Breeding attempts	3.44	7.30	0.30	1	3	10
Total mates	1.84	1.41	0.13	1	1	6

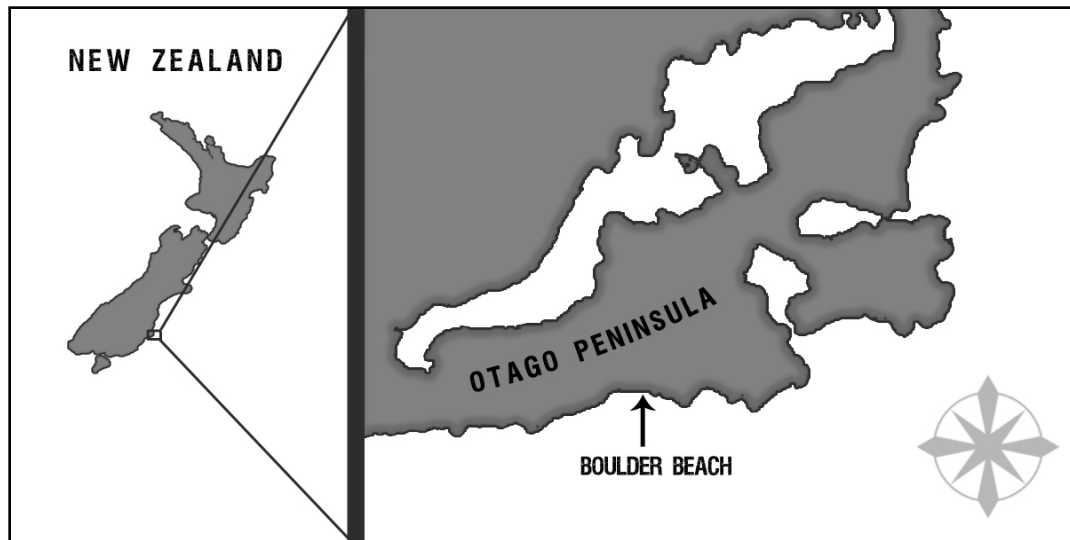
	<i>Males (high-quality breeders, n = 24)</i>					
LRS	10.04	19.52	0.90	5	9	23
Recruits	3.13	2.55	0.33	1	3	6
Successful recruits	2.17	1.28	0.23	1	2	5
Lifespan (years)	12.54	22.34	0.96	6	10.5	21
Age at first breeding	4.33	5.01	0.46	2	4	11
Breeding lifespan (years)	8.20	18.71	0.87	3	6.5	18
Breeding attempts	7.58	7.64	0.56	4	7	14
Total mates	2.41	1.21	0.22	1	2	6

780



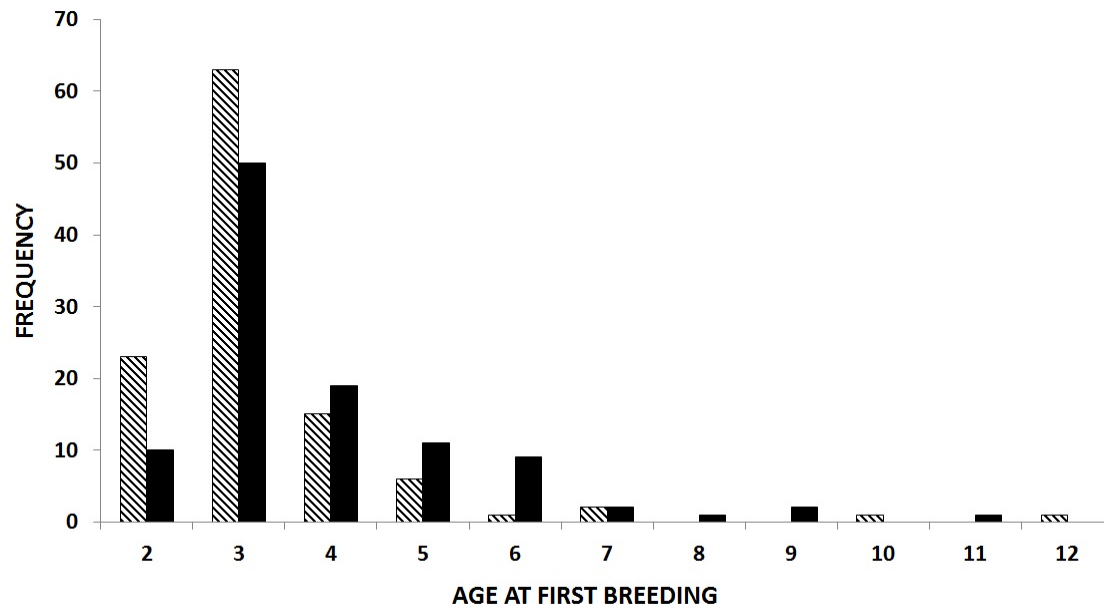
**Table 6.** Comparison of LRS and maximum number of young fledged by individuals of five different bird species for males and females (where data were available from Coulson 1988; Mills 1989; Dann and Cullen 1990; Korpimäki 1992; Krüger and Lindström 2001; Garamszegi *et al.* 2004).

Species	LRS (Female)	LRS (Male)	Max. fledged (Female)	Max. fledged (Male)
<b>Yellow-eyed penguin</b> ( <i>Megadyptes antipodes</i> )	5.61	4.56	24	23
<b>Black-legged kittiwake</b> ( <i>Rissa tridactyla</i> )	6.93	7.41	-	-
<b>Red-billed gull</b> ( <i>Larus novaehollandiae</i> )	3.4	3	26	28
<b>Little penguin</b> ( <i>Eudyptula minor</i> )	2.28	2.13	35	44
<b>Tengmalm's owl</b> ( <i>Aegolius funereus</i> )	-	5.2	-	26
<b>Common buzzard</b> ( <i>Buteo buteo</i> )	3.48	2.72	20	20
<b>Collared flycatcher</b> ( <i>Ficedula albicollis</i> )	5.18	-	-	-



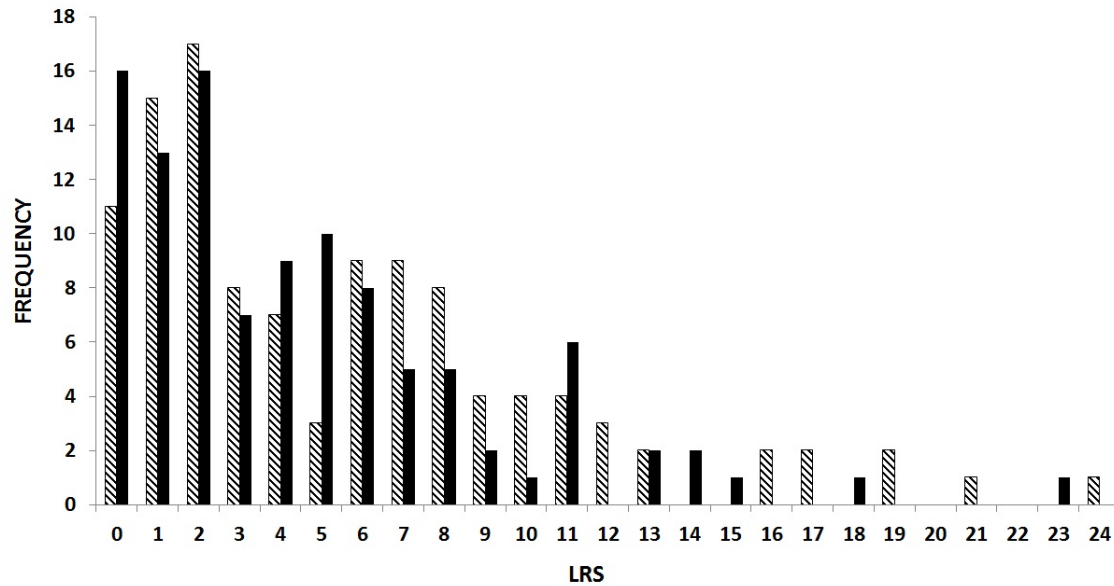
790

791 **Figure 1.** Map showing the location of Boulder Beach on the Otago Peninsula, Dunedin, New  
 792 Zealand (adapted from McClung *et al.* 2004).



793

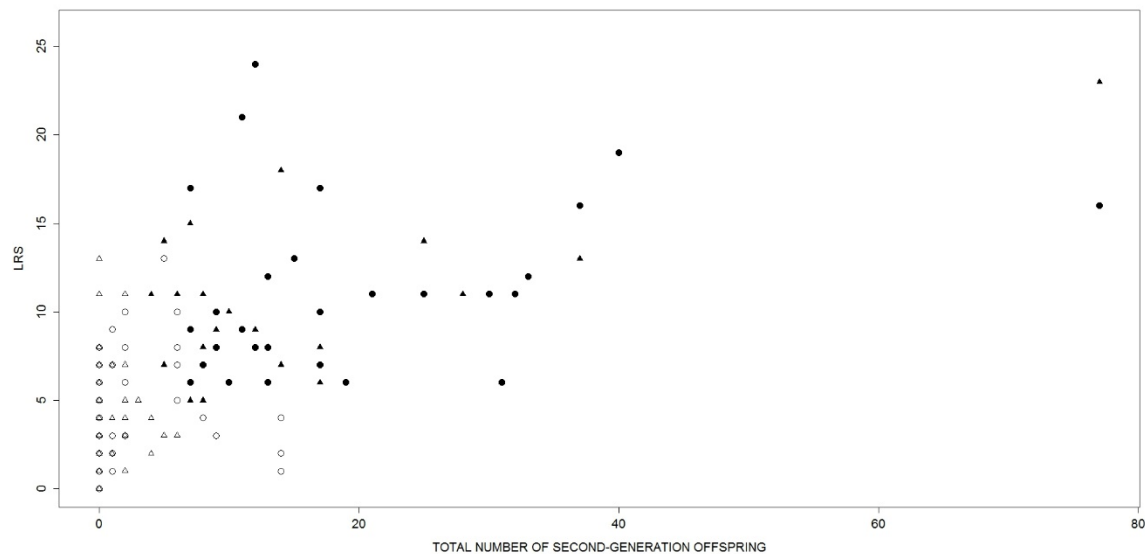
794 **Figure 2.** Age-of-first-breeding of female (striped,  $n = 112$ ) and male (black,  $n = 105$ ) yellow-  
 795 eyed penguins with complete life histories that bred at Boulder Beach, New Zealand.



797

798 **Figure 3.** Frequencies of the total number of chicks fledged (lifetime reproductive success, LRS)  
 799 by female (striped, n = 112) and male (black, n = 105) yellow-eyed penguins with complete life  
 800 histories that bred at Boulder Beach, New Zealand.

801



802

803

804 **Figure 4.** The relationship between lifetime reproductive success (LRS) and the production of  
 805 second-generation offspring (grand-offspring) for female (○ = “high-quality breeder”, △ =  
 806 “low-quality breeder”, n = 112) and male (■ = “high-quality breeder”, □ = “low-quality  
 807 breeder”, n = 105) yellow-eyed penguins with complete life histories that bred at Boulder Beach,  
 808 New Zealand.