

High moon brightness and low ambient temperatures affect sloth predation by harpy eagles

Everton B. P. de Miranda ^{Corresp., 1}, Caio F. Kenup ², Edwin Campbell-Thompson ^{3,4}, Felix H. Vargas ⁴, Angel Muela ⁴, Richard Watson ⁴, Carlos A. Peres ^{5,6}, Colleen T. Downs ¹

¹ School of Life Sciences, Centre for Functional Biodiversity, University of KwaZulu-Natal, Pietermaritzburg, Pietermaritzburg, KwaZulu-Natal, South Africa

² Wildlife and Ecology Group, Massey University, Palmerston North, New Zealand

³ Fundación Aguilas de Los Andes, Pereira, Colombia

⁴ The Peregrine Fund, Boise, United States of America

⁵ School of Environmental Sciences, University of East Anglia, Norwich, United Kingdom

⁶ Departamento de Sistemática e Ecologia, Universidade Federal da Paraíba, João Pessoa, Brazil

Corresponding Author: Everton B. P. de Miranda
Email address: mirandaebp@gmail.com

Background. Climate plays a key role in the life histories of tropical vertebrates. However, tropical forests are only weakly seasonal compared with temperate and boreal regions. For species with limited ability to control core body temperature, even mild climatic variation can determine major behavioural outcomes, such as foraging and predator avoidance. In tropical forests, sloths are the arboreal vertebrate attaining the greatest biomass density, but their capacity to regulate body temperature is limited, relying on behavioural adaptations to thermoregulate. Sloths are largely or strictly nocturnal, and depend on crypsis to avoid predation. The harpy eagle (*Harpia harpyja*) is a sloth-specialist and exerts strong top-down control over its prey species. Yet the role of environmental variables on the regulation of predator-prey interactions between sloths and harpy eagles are unknown.

Methods. Our study was conducted between 2003 and 2009 at Soberanía National Park (SNP), Panamá. The SNP has a marked dry season from December to April, and a wet season from May to November. Dry season mean temperatures were 27.3°C, and warmer than the wet season mean 26.5°C. The harpy eagle is considered Near Threatened. This motivated a comprehensive effort to reintroduce this species into parts of Mesoamerica. This effort incidentally enabled us to understand the prey profile of harpy eagles over multiple seasons. Telemetered harpy eagles were seen hunting and feeding on individual prey species. For each predation event, field assistants systematically recorded the species killed. We analysed the effects of climatic conditions and vegetation phenology on the prey species profile of harpy eagles using generalised linear mixed models.

Results. Here we show that sloth predation by harpy eagles was negatively affected by nocturnal ambient light (i.e. bright moonshine) and positively affected by seasonally cool temperatures. We suggest that the first ensured low detectability conditions for sloths foraging at night and the second posed a thermally unsuitable climate that forced sloths to forage under riskier daylight. We showed that even moderate seasonal variation in temperature can influence the relationship between a keystone tropical forest predator and a dominant prey item. So predator-prey ecology in the tropics can be modulated by subtle changes in environmental conditions. The seasonal effects shown here suggest important demographic consequences for sloths, which are under top-down regulation from harpy eagle predation, perhaps limiting their geographic distribution at higher latitudes.

Revised for Peer J

High moon brightness and low ambient temperatures affect sloth predation by harpy eagles

Everton B. P. Miranda¹, Caio Fittipaldi Kenup², Edwin Campbell-Thompson^{3, 4}, Félix Hernán Vargas⁴, Angel Muela⁴, Richard Watson⁴, Carlos A. Peres^{5, 6}, Colleen T. Downs¹

¹ Centre for Functional Biodiversity, School of Life Sciences, University of KwaZulu-Natal, P/Bag X01. Pietermaritzburg, 3209, South Africa

² Wildlife and Ecology Group, Massey University, Palmerston North, New Zealand

³ Fundación Águilas de Los Andes, Pereira, Colombia

⁴ The Peregrine Fund, 5668 West Flying Hawk Lane, Boise, Idaho 83709 U.S.A

⁵ School of Environmental Sciences, University of East Anglia, Norwich NR47TJ, UK

⁶ Departamento de Sistemática e Ecologia, Universidade Federal da Paraíba, João Pessoa, Brazil

Corresponding Author:

Everton Miranda

Rua F2, nº220, Alta Floresta, Mato Grosso 78580-000, Brazil

Email address: mirandaebp@gmail.com

Running header: Sloth predation by harpy eagles

Abstract

Background. Climate plays a key role in the life histories of tropical vertebrates. However, tropical forests are only weakly seasonal compared with temperate and boreal regions. For species with limited ability to control core body temperature, even mild climatic variation can determine major behavioural outcomes, such as foraging and predator avoidance. In tropical forests, sloths are the arboreal vertebrate attaining the greatest biomass density, but their capacity to regulate body temperature is limited, relying on behavioural adaptations to thermoregulate. Sloths are largely or strictly nocturnal, and depend on crypsis to avoid predation. The harpy eagle (*Harpia harpyja*) is a sloth-specialist and exerts strong top-down control over its prey species. Yet the role of environmental variables on the regulation of predator-prey interactions between sloths and harpy eagles are unknown.

Methods. Our study was conducted between 2003 and 2009 at Soberanía National Park (SNP), Panamá. The SNP has a marked dry season from December to April, and a wet season from May to November. Dry season mean temperatures were 27.3°C, and warmer than the wet season mean 26.5°C. The harpy eagle is considered Near Threatened. This motivated a comprehensive effort to reintroduce this species into parts of Mesoamerica. This effort incidentally enabled us to understand the prey profile of harpy eagles over multiple seasons. Telemetered harpy eagles were seen hunting and feeding on individual prey species. For each predation event, field assistants systematically recorded the species killed. We analysed the effects of climatic conditions and vegetation phenology on the prey species profile of harpy eagles using generalised linear mixed models.

Results. Here we show that sloth predation by harpy eagles was negatively affected by nocturnal ambient light (i.e. bright moonshine) and positively affected by seasonally cool temperatures. We suggest that the first ensured low detectability conditions for sloths foraging at night and the

second posed a thermally unsuitable climate that forced sloths to forage under riskier daylight. We showed that even moderate seasonal variation in temperature can influence the relationship between a keystone tropical forest predator and a dominant prey item. So predator-prey ecology in the tropics can be modulated by subtle changes in environmental conditions. The seasonal effects shown here suggest important demographic consequences for sloths, which are under top-down regulation from harpy eagle predation, perhaps limiting their geographic distribution at higher latitudes.

Introduction

Predation is a central theme in ecology and evolution, driving morphological, physiological, and behavioural responses in prey species to the threat of death or injury (Genovart et al., 2010). Both the nature and magnitude of predation as a dominant ecological force are affected by seasonality (Darimont & Reimchen, 2002). However, the seasonality of predator-prey relationships in tropical forests is at best considered to be subtle compared with temperate and boreal regions, because of the comparatively low variation in day length and ambient temperature (Forsythe et al., 1995). Nevertheless, tropical forests can experience considerable seasonality in leaf flushing and fruiting as a response to climatic variables (Mendoza, Peres & Morellato, 2016). While available data suggests that climatic conditions in tropical environments have strong effects on animal activity (Foster et al., 2013; Cid, Oliveira-Santos & Mourão, 2015), there are relatively few studies about the nature of such effects on predator-prey interactions.

Seasonally elevated rainfall and the resulting responses in vegetation growth can provide food and cover for many arboreal taxa in tropical forests (Haugaasen & Peres, 2009). Conversely, the dry season often induces leaf abscission in trees and woody lianas (Souza, Gandolfi & Rodrigues, 2014), which may limit food availability and shelter to arboreal folivores. The combination of reduced cover and limited food resource availability can enhance predation risk (Menezes, Kotler & Mourão, 2014; Menezes, Mourão & Kotler, 2017). The seasonal variation may modify the range of thermal microhabitats available to a prey species. As endothermic forest specialists, sloths (genus *Bradypus* and *Choloepus*, order Pilosa) exhibit relatively low basal metabolic rates and can only partially regulate body temperature (Pauli et al., 2016). Therefore, they need to bask and can be affected by even mild variation in habitat cover and thermally inappropriate microhabitats (Peery & Pauli, 2014; Giné et al., 2015), to the extent

that temperature seasonality is highly influential on sloth behavioural ecology (Moreira et al., 2014).

Sloths from the *Bradypus* and *Choloepus* genus differ in their biology. *Choloepus* are more vigorous (Pauli et al., 2016), larger (~6kg, Wetzel & Montgomery, 1985), have a higher body temperature (Vendl et al., 2016), and a more diversified diet (Dill-McFarland et al., 2016). *Bradypus* sloths fit the stereotypical sluggish behaviour of sloths (Pauli et al., 2016), are smaller (~4kg; Wetzel & Montgomery, 1985), have a relatively low body temperature (Vendl et al., 2016), and feed on leaves exclusively (Dill-McFarland et al., 2016). Finally, two-toed sloths (*Choloepus* spp.) are nocturnal, whereas three-toed sloths (*Bradypus* spp.) are cathemeral (Sunkuist & Montgomery, 1973; Giné et al., 2015).

Likewise, moonlight is likely to alter animal behaviour by affecting detectability of both predators and prey at night (San-Jose et al., 2019). Lunar phobia by mammals is widely justified as a strategy to prevent predation (Cozzi et al., 2012). However, a metanalysis by Prugh and Golden (2014) showed that the response to lunar light was typically idiosyncratic. While visually-oriented mammals have an increased activity response to lunar light, mammals that have weak vision—like sloths—generally decrease activity on bright nights (Prugh & Golden, 2014) and therefore are less likely to suffer predation.

We can expected that the seasonality of predator-prey relationships involving sloths might be affected by even subtle climatic fluctuations in ambient temperature. Sloths are important prey species that rely heavily on crypsis to avoid predation, rather than evasive responses once they are detected (Touchton, Hsu & Palleroni, 2002). However, studies attempting to identify the cues leading to seasonal changes in prey activity and predation are inherently hindered by small sample sizes. While apex predators have profound effects on

ecosystem structure and function (Terborgh et al., 2001), they are difficult to study, rendering this lack of knowledge almost impossible to overcome.

Harpy eagles (*Harpia harpyja*; Fig 1) are an apex predator that specialises on sloths, relying heavily on these prey species wherever they co-occur (Aguilar-Silva, Sanaiotti & Luz, 2014; Miranda, 2015). Harpy eagles hunt passively by visually scanning and listening to the forest canopy (Touchton, Hsu & Palleroni, 2002). They are unique among eagles having a large retractable facial disc to enhance their hearing (Ferguson-Lees & Christie, 2001). Harpy eagles are the Earth's largest eagles. Being large-sized, they can prey on sloths of any age (Aguilar-Silva, Sanaiotti & Luz, 2014), including adult individuals of all continental sloth species (Miranda, 2018). Harpy eagle-sloth predator-prey systems are therefore ideal candidates to investigate how changes in climate and moonlight may affect multispecies predation rates. The harpy eagle is considered Near Threatened by the IUCN (Birdlife International, 2017), mainly because of human persecution (Muñiz-López, 2017) and habitat loss, which have extirpated these mega-raptors from 41% of their former historical range distribution (Miranda et al., 2019). This motivated The Peregrine Fund to lead a comprehensive effort to reintroduce this species into parts of Mesoamerica (Campbell-Thompson et al., 2012; Watson et al., 2016). This effort, spanning from 2003 to 2009, incidentally enabled us to understand, for the first time, the prey profile of harpy eagles over multiple seasons.

We explored environmental determinants of prey capture rates of reintroduced harpy eagles in Soberanía National Park; a tropical protected area in Panamá. Our goals were twofold: (1) to assess the effects of seasonality—like temperature, rainfall and leaf deciduousness—on sloth capture rates by harpy eagles; and (2) to assess how moonlight could affect sloth and nocturnal prey predation rates. We predicted that: (1) sloth predation rates would increase with

low temperatures, high rainfall and low leaf cover; (2) sloth and nocturnal prey predation rates would increase with low moon brightness.

Materials & Methods

STUDY SITE. — Our study was conducted between 2003 and 2009 at Soberanía National Park (hereafter, SNP), a 19,545 ha protected area in eastern Panama along the banks of the Panama Canal (9°07'13" N, 79°39'37" W). The vegetation of SNP consists of semi-deciduous, seasonally moist tropical forest, most of which is now advanced (>80 years) secondary forest (Bohlman, 2010). The area has most of the staple prey species targeted by harpy eagles (Aguiar-Silva, Sanaiotti & Luz, 2014), including three-toed sloths (*Bradypus variegatus*), Hoffman's two-toed sloths (*Choloepus hoffmanni*), white-nosed coati (*Nasua narica*), northern lesser anteater (*Tamandua mexicana*) and mantled howler monkeys (*Alouatta palliata*), all of which are either strictly arboreal or scansorial mammals. The Peregrine Fund had conducted experimental harpy eagle releases within SNP since 1997 (Muela et al., 2003; Watson et al., 2016), therefore we assumed that none of the prey species here were predator-naïve during our study.

The SNP has a marked dry season from December to April and a wet season from May to November. The wet season concentrates 85.3% of the annual rainfall, which averaged 2,242 mm p.a. for 2003-2009. During the dry season, the mean, minimum and maximum ambient temperatures were 27.3, 22.1, 33.0°C, respectively, and slightly warmer than the corresponding temperatures during the wet season (26.5, 23.2, 30.9°C, respectively). Daily climate data were obtained from ETESA (<http://www.hidromet.com.pa/>), using Hodges Hill Meteorological Station data for rainfall (15 km from the release site) and the Tocumen Station for data on temperature

(43 km from the release site). A Walter-Lieth climate diagram describing the seasonality of rainfall and ambient temperature in the park was created (Supplementary Information Fig. S1).

HARPY EAGLE PREY PROFILE.—Before final release, captive-bred harpy eagles were soft-released at SNP by a process known as hacking (Muela et al., 2003). This allowed harpy eagles to learn how to hunt, as would occur in the wild (Muñiz-López et al., 2016). Further details on the harpy eagle reintroduction protocols and results are available in Campbell-Thompson et al. (2012) and Watson et al. (2016). Harpy eagles were fitted with both radio-telemetry and GPS tags. During soft releases, they were fed thawed rats and rabbits, always using a blind to avoid food conditioning with humans. Foraging independence was defined on the basis on an eagle being able to make two unassisted successive kills within 20 days or survive 30 days without food provisioning, thereby demonstrating that it was able to hunt self-sufficiently. Both regular radio- and global position system (GPS)-tracking leading to visual contact with each telemetered eagle was required to check its body condition.

As the reintroduced harpy eagles were captive-born sub-adults (5-22 months; Campbell-Thompson et al., 2012) from captive stock maintained by The Peregrine Fund, we performed an *a priori* graphical analysis to ensure that the diet of reintroduced harpy eagles was similar to that of wild adult individuals. We did so by dividing the number of captured prey items within blocks of 25 samples (which adequately represents the main prey species; Miranda 2015) and distributed them according to ontogeny or experience. We defined ontogeny as age in months for any given predation event, whereas we defined experience as any given predation event relative to the number of days since the first wild prey item was captured. Neither ontogeny nor experience affected harpy eagles' patterns of predation as there was no evidence of nested patterns that would be expected if shifts in prey preferences occurred (Supplementary

information Fig. S2 and S3). We therefore consider hunting patterns by reintroduced harpy eagles comparable with those of wild adults, and this was consistent with previous reports (Touchton, Hsu & Palleroni, 2002). The spatial distribution of those kill sites, as well as the location of the release site and meteorological stations within SNP are shown in Fig. 2.

PREDATION AND ENVIRONMENTAL DETERMINANTS.— During observations, while tracking, harpy eagles were seen hunting and feeding on individual prey species. For each predation event, field assistants systematically recorded all species killed (whenever identification to the level of species was possible). Field assistants were instructed to remain as inconspicuous as possible and leave the eagles alone as soon as observations were recorded. Prey items of known species identity were recorded during all months of the year, over the 7-year study, although observations were typically sparser during the month of November.

We related measures of climatic seasonality and vegetation phenology to the prey species profile of harpy eagles. Daily climatic data on precipitation and ambient temperature, were obtained from nearby meteorological stations. Data on the phases of the lunar cycle at a daily resolution over the entire study period were obtained from <http://www.astronomyknowhow.com>. We used the percentage of moon shade cover per night as a proxy for light availability. We used the snormalised difference vegetation index (NDVI) as a proxy for canopy leaf deciduousness, where $NDVI = (IR - R)/(R + IR)$, IR being the near- infrared LANDSAT band 4 and R the red LANDSAT band 3. NDVI values were calculated using georeferenced LANDSAT images obtained for all months of the year during the study period. NDVI is a measure of vegetation ‘greenness’, rather than deciduousness, but is highly correlated to leafing cycles (Bohlman, 2010). For each prey detection event, we estimated the NDVI score of all 30 m x 30 m pixels within a 1 km radius of the location of each predation event for the nearest five dates of LANDSAT images

available for that period. We then interpolated these indices to estimate the composite NDVI metric for the detection date of each prey item.

We ran two batches of sgeneralised linear mixed-effects models (GLMM) using as response variables (1) the probability of any given prey item being a sloth (either *Bradypus* or *Choloepus*) and (2) the probability of any given prey item being nocturnal. Because the set of environmental covariates for each model was large, we used a backwards AIC-based stepwise algorithm to select the most important variables for each fixed-effect model, adding the random effect afterwards. All GLMMs were run using a binomial error structure and the logit link function, and bird identity as a random effect on the intercept. All variables used were checked for covariance using the Variance Inflation Factor (VIF). All analyses were run using the R 3.6.1 platform. Environmental covariates used in each GLMM are presented in Supplementary information Table S1. All source codes used in the analyses are available at <https://github.com/KenupCF/HarpySlothPredation>.

The Peregrine Fund Harpy Eagle Restoration Program complied with the laws of Panamá during the time in which the project was performed, with permits granted by National Environmental Authority of Panama (ANAM, at present MiAmbiente and SISBIO#58533-5).

Results

We recorded a total of 200 harpy eagle predation events, from which we obtained positional data for 189 prey items, 173 of which were identified. These prey items were killed by 33 harpy eagles during six dry seasons and six wet seasons during the 7 years of study. This amounted to 88 prey samples during the dry seasons and 85 samples during the wet seasons. The temporal distribution of predation records and the functional groups of prey species showed that sloths

were by far the most important prey species for harpy eagles (Fig. 3). Two sloth species represented 65.3% of the harpy eagle diet in terms of the overall numeric prey profile, of which brown-throated sloths, Hoffman's two-toed sloths and unknown sloths represented 34.1%, 15.6% and 15.6% of all prey items, respectively. Second to sloths, the next most significant dietary contributors to harpy eagles were white-nosed coatis (7.5%), northern lesser anteaters (6.9%) and mantled howler monkeys (5.2%). Further information on the prey species composition are shown in Table 1.

Sloth predation rates increased significantly during low moon brightness ($\beta = -0.648$, $p = 0.0116$) and low ambient temperatures with marginal statistical significance ($\beta = -0.508$, $p = 0.0535$; Fig. 4). Harpy predation on nocturnal animals was weakly affected by low moon brightness (Fig. 4), but this lacked sufficient statistical significance ($\beta = -0.392$, $p = 0.1461$). Rainfall and leaf deciduousness had no discernible effect in any of our models. Statistical results are summarised in Table 2.

234 Discussion

235 Although environmental conditions either increase prey vulnerability or provide an advantage to
 236 sit-and-wait and pursuit predators (Doody, Sims & Letnic, 2007; Prugh & Golden, 2014), little
 237 has been documented on this topic in closed-canopy tropical forest ecosystems. In harpy eagle-
 238 sloth predator-prey systems, we showed increases in sloth nocturnal activity under elevated
 239 moon brightness and cryptic behaviour during the day provided mechanisms of escaping
 240 detection by harpy eagles. We also showed an increase in predation rates under cool
 241 temperatures, which may induce further diurnal activity of sloths. Finally, we examined the roles
 242 of leaf flush and rainfall on harpy eagle prey choice, but neither had a detectable effect on sloth
 243 predation rates. These results pose interesting questions about the consequences of temperature
 244 and moon brightness to this keystone Neotropical forest predator and its dominant prey species.

245 Moonlight has been shown to have contradictory effects on nocturnal mammal activity
 246 patterns in terms of their antipredator strategies. Prey species that can detect predators visually
 247 and anticipate their attacks with evasive manoeuvres may increase foraging activity under high
 248 levels of moonlight, whereas those that cannot decrease activity (Prugh & Golden, 2014). Sloths,
 249 however, typically prefer to sleep at night in environments where they evolved with predator
 250 presence (Voirin et al., 2014), and in other areas generally showing greater fear of diurnal
 251 predators as harpy eagles. Indeed, there is anecdotal evidence of increased sloth activity during
 252 full moon phases (Beebe, 1926). Sloths are known to be lethargic and have extremely poor
 253 vision, while harpy eagles typically attack from distances of less than 30 m during daylight
 254 (Touchton, Hsu & Palleroni, 2002). We, therefore, expected that sloths reduce their overall
 255 activity during the day, instead foraging at night under bright moonlit to reduce predation risk,
 256 which significantly reduces the probability of successful attacks by diurnal harpy eagles. Success

rates of harpy eagles predation on sloths is generally high compared with visually oriented prey: 55% of all attacked sloths are successfully killed, while only 33% of visually oriented prey are successfully killed if they had been attacked (Touchton, Hsu & Palleroni, 2002). This may be the underlying adaptive reason why sloths are inactive during the day if bright nights are available as foraging time, neutralising search images of diurnal predators and greatly reducing their detection probability by harpy eagles. Further sloth telemetry studies would provide confirmatory evidence.

In addition to the reduced predation levels of sloths during bright moon nights, we showed that as ambient temperatures increased, predation rates declined. Presumably, this happened because of the increased daytime activity levels of this endotherm, which is prone to metabolic torpor under cooler weather conditions, especially at night (Giné et al., 2015). It has been shown, for instance, that the nocturnal activity of the maned sloth (*Bradypus torquatus*) is inhibited by lower ambient temperatures (Chiarello, 1998). Predation rates of sloths by harpy eagles were higher during colder conditions, which likely induce compensatory activity by sloths during the warmer daytime. Basking behavior of sloths increases with lower ambient temperatures along altitudinal gradients in mountainous areas (Urbani & Bosque, 2007). Another possible explanation for the temporal changes in sloth predation rate could result from its reproductive behaviour. However, the literature shows weak and idiosyncratic evidence for seasonal breeding for both sloth species present in our study area (Taube et al., 2001). These features reinforce our premise that behavioural crypsis is the main antipredator strategy of sloths, which we suggest to be the underlying reasons for the patterns observed in our study. Indeed, the latitudinal boundaries of the geographic distribution of sloths are far more restricted than those of harpy eagles (Moreira et al., 2014; Miranda et al., 2019). Sloths of the *Choloepus* genus are

distributed over tropical Central America and the pan-Amazonian region, while *Bradypus* also occur over the northern section of Atlantic Forest (Emmons & Feer, 1997). Predation by harpy eagles may play a key role in limiting sloth geographic distribution—and altitudinal ranges—given that sloths would be required to compensate for cooler temperatures in the southern Atlantic Forest or higher regions by increasing levels of diurnal activity (Chiarello, 1998; Urbani & Bosque, 2007). Therefore, this would inhibit extended periods of inactivity induced by cool temperatures, but increase temporal activity overlap with diurnal predators.

Rainfall apparently had no effect in any of our models explaining the incidence of sloth predation, a pattern that could also be explained by low predation risk resulting from the cessation of harpy eagle activity during rainy weather (Touchton, Hsu & Palleroni, 2002), or even distance from the meteorological stations, inducing error. Leaf abscission presented no effects on predation of sloths. Although we predicted increased probability of arboreal prey detection under leafless conditions in the semi-deciduous forests of central Panama, forest areas dominated by leafless trees and/or woody lianas may be consistently avoided by prey species relying on concealed foraging activity (Menezes, Kotler & Mourão, 2014; Menezes, Mourão & Kotler, 2017). For a sloth, leafless tree crowns offer little if any protective cover and no food resources. Our robust methods to estimate levels of deciduousness combined with a wide buffer describing the likely sight range of potential kills suggest that arboreal habitats lacking foliage cover would be avoided not only by prey species but also by harpy eagles, thereby at least partly explaining why deciduousness had no effects in any of our models.

Nocturnal prey capture by harpy eagles was not significantly affected by any of the environmental covariates, and the fact that these large diurnal raptors can frequently successfully kill several strictly nocturnal prey species remains puzzling. Modest increases in predation rates

of nocturnal mammals were associated with darker nights, when nocturnal species typically preyed by harpy eagles (anteaters, opossums, and armadillos) are expected to be more active given their poor ability to anticipate incoming predators visually (Caro, 2005; Prugh & Golden, 2014). The harpy eagle sit-and-wait predation strategy is further enhanced by their retractable facial disc, which performs the same function as in strictly nocturnal raptors (i.e. owls), of improving acoustic detection of prey. Combined with extremely acute vision, which is likely associated with a high density of photoreceptor cells in the retina typical of many diurnal raptors (Lisney et al., 2013), harpy eagles are superbly capable of locating inconspicuous prey, enabling them to be the only Neotropical apex predator to specialise on the highly secretive sloths (Miranda, 2015; Miranda, Menezes & Rheingantz, 2016). Harpy eagle activity patterns can be investigated with further research using either intensive telemetry-assisted follows or camera trapped nests. By including nocturnal telemetry or motion-sensitive telemetry devices on monitoring schedules or confirming that harpy eagles can deploy crepuscular/nocturnal hunting effort at the time of nesting (e.g. evidenced by nocturnal prey delivery) would largely solve this question.

Our results suggest important consequences for patterns of prey mortality through the tropical seasons of Neotropical forests. We, therefore, suggest that researchers, conservationists and practitioners can learn from natural fluctuations in predator-prey systems when designing management actions (such as reintroduction, release and translocation efforts) of both harpy eagles and their prey, since some of these prey species are also threatened (Catzeflis et al., 2008; Moreira et al., 2014; Suscke et al., 2016). For instance, consequences of the harpy eagle reintroduction on the endemic maned sloth which is listed as Vulnerable in the Brazilian Atlantic Forest needs careful evaluation.

326

327 **Conclusions**

328 We showed that the probability of harpy eagles preying on sloths decreased in response to
 329 nocturnal high moon brightness and increased with low temperatures. This almost certainly
 330 occurs because sloths respond to low temperatures foraging more in the daytime, and circumvent
 331 high diurnal detectability by foraging on bright moonlit nights when they are not exposed to
 332 visually oriented predators. These conceptually simple conclusions result from overcoming the
 333 formidable challenges of monitoring the diet of apex predators in tropical forests for extended
 334 periods. We further note that the seasonal effects we uncovered here suggest important
 335 consequences for herbivore prey species, whose populations are likely regulated by top-down
 336 predation from harpy eagles and other top predators. The magnitude of cyclic changes in
 337 predator-prey interactions shown here potentially are even stronger in more seasonal tropical
 338 and subtropical forests experiencing cooler seasons, higher altitudes or prolonged flood pulses.
 339 Further studies on a diverse set of predator and prey assemblages in tropical forests elsewhere
 340 would help fill this knowledge gap.

341

342 **Acknowledgements**

343 We thank the many institutions and staff who have participated in The Peregrine Fund's Harpy
 344 Eagle Restoration Program. We also thank hack-site attendants for field assistance. Everton
 345 Miranda's logistical support was given by the Peugeot-ONF Carbon Sink Reforestation Project,
 346 based at the São Nicolau Farm in Cotriguaçu, Mato Grosso, Brazil. This Project is a Peugeot
 347 initiative to fulfil some of the Kyoto Protocol directions and is run by the ONF-Brasil enterprise.

CTD is grateful to the University of KwaZulu-Natal (ZA) and the National Research Foundation (ZA) for funding. Marcus Canuto, Jose Vargas and Alexander Blanco provided useful discussions, improving a previous version of the manuscript. The Peregrine Fund Harpy Eagle Restoration Program complied with the laws of Panamá during the time in which the project was performed. We are grateful for the constructive comments of Mario Fernando Garces Restrepo and an anonymous reviewer.

References

- Aguiar-Silva F, Sanaiotti T, Luz B. 2014. Food habits of the Harpy Eagle, a top predator from the Amazonian rainforest canopy. *Journal of Raptor Research* 48:24–45.
- Beebe W. 1926. The three-toed sloth, *Bradypus cuculliger cuculliger* Wagler. *Zoologica* 7:1–67.
- Birdlife International. 2017. *Harpia harpyja* (American Harpy Eagle, Harpy Eagle). Available at <http://datazone.birdlife.org/species/factsheet/22695998> (accessed February 13, 2018).
- Bohlman SA. 2010. Landscape patterns and environmental controls of deciduousness in forests of central Panama. *Global Ecology and Biogeography* 19:376–385. DOI: 10.1111/j.1466-8238.2009.00518.x.
- Campbell-Thompson E, Vargas FH, Watson RT, Muela A, Cáceres NC. 2012. Effect of Sex and Age at Release on the Independence of Hacked Harpy Eagles. *Journal of Raptor Research* 46:158–167. DOI: 10.3356/JRR-10-74.1.
- Caro T. 2005. *Antipredator defenses in birds and mammals*. Chicago, USA: University of Chicago Press.
- Catzeffs F, J. P, Percequillo A, Bonvicino C, Weksler M. 2008. *Chaetomys subspinosus*. Available at <http://dx.doi.org/10.2305/IUCN.UK.2008.RLTS.T4366A10812988.en>
- Chiarello AG. 1998. Activity budgets and ranging patterns of the Atlantic forest maned sloth *Bradypus torquatus* (Xenarthra: Bradypodidae). *Journal of Zoology* 246:1–10.
- Cid B, Oliveira-Santos LGR, Mourão G. 2015. The relationship between external temperature and daily activity in a large rodent (*Dasyprocta azarae*) in the Brazilian Pantanal. *Journal of Tropical Ecology* 31:469–472. DOI: 10.1017/S0266467415000309.
- Cozzi G, Broekhuis F, McNutt JW, Turnbull LA, Macdonald DW, Schmid B. 2012. Fear of the dark or dinner by moonlight? Reduced temporal partitioning among Africa's large carnivores. *Ecology* 93:2590–2599.
- Darimont CT, Reimchen TE. 2002. Intra-hair stable isotope analysis implies seasonal shift to salmon in gray wolf diet. *Canadian Journal of Zoology* 80:1638–1642. DOI: 10.1139/z02-149.
- Dill-McFarland KA, Weimer PJ, Pauli JN, Peery MZ, Suen G. 2016. Diet specialization selects for an unusual and simplified gut microbiota in two-and three-toed sloths. *Environmental*

- 385 *microbiology* 18:1391–1402.
- 386 Doody SJ, Sims RA, Letnic M. 2007. Environmental Manipulation to Avoid a Unique Predator:
- 387 Drinking Hole Excavation in the Agile Wallaby, *Macropus agilis*. *Ethology* 113:128–136.
- 388 DOI: 10.1111/j.1439-0310.2006.01298.x.
- 389 Emmons L, Feer F. 1997. *Neotropical rainforest mammals: a field guide*. Chicago: University of
- 390 Chicago Press.
- 391 Ferguson-Lees J, Christie D. 2001. *Raptors of the world*. New York, USA: Houghton Mifflin
- 392 Harcourt.
- 393 Forsythe WC, Rykiel EJ, Stahl RS, Wu HI, Schoolfield RM. 1995. A model comparison for
- 394 daylength as a function of latitude and day of year. *Ecological Modelling* 80:87–95.
- 395 Foster VC, Sarmiento P, Sollmann R, Tôrres N, Jácomo ATA, Negrões N, Fonseca C, Silveira L.
- 396 2013. Jaguar and Puma Activity Patterns and Predator-Prey Interactions in Four Brazilian
- 397 Biomes. *Biotropica* 45:373–379. DOI: 10.1111/btp.12021.
- 398 Genovart M, Negre N, Tavecchia G, Bistuer A, Parpal L, Oro D. 2010. The young, the weak and
- 399 the sick: evidence of natural selection by predation. *PloS ONE* 5:e9774. DOI:
- 400 10.1371/journal.pone.0009774.
- 401 Giné GAF, Cassano CR, de Almeida SS, Faria D. 2015. Activity budget, pattern and rhythm of
- 402 maned sloths (*Bradypus torquatus*): Responses to variations in ambient temperature.
- 403 *Mammalian Biology - Zeitschrift für Säugetierkunde* 80:459–467. DOI:
- 404 10.1016/j.mambio.2015.07.003.
- 405 Haugaasen T, Peres CA. 2009. Interspecific primate associations in Amazonian flooded and
- 406 unflooded forests. *Primates* 50:239–251. DOI: 10.1007/s10329-009-0135-4.
- 407 Lisney TJ, Stecyk K, Kolominsky J, Graves GR, Wylie DR, Iwaniuk AN. 2013. Comparison of
- 408 eye morphology and retinal topography in two species of new world vultures (Aves:
- 409 Cathartidae). *The Anatomical Record* 296:1954–1970.
- 410 Mendoza I, Peres CA, Morellato LPC. 2016. Continental-scale patterns and climatic drivers of
- 411 fruiting phenology: A quantitative Neotropical review. *Global and Planetary Change*
- 412 148:227–241.
- 413 Menezes JFS, Kotler BP, Mourão GM. 2014. Uniform predation risk in nature: common,
- 414 inconspicuous, and a source of error to predation risk experiments. *Behavioral Ecology and*
- 415 *Sociobiology* 68:1809–1818. DOI: 10.1007/s00265-014-1790-z.
- 416 Menezes JF, Mourão GM, Kotler BP. 2017. Understory cover increases patch use in rodent
- 417 *Thrichomys fosteri*. *Ethology Ecology & Evolution*:1–10.
- 418 Miranda EBP. 2015. Conservation implications of harpy eagle *Harpia harpyja* predation patterns.
- 419 *Endangered Species Research* 29:69–79. DOI: 10.3354/esr00700.
- 420 Miranda EBP. 2018. Prey composition of harpy eagles (*Harpia harpyja*) in Raleighvallen,
- 421 Suriname. *Tropical Conservation Science* 11:1–8.
- 422 Miranda EBP, Menezes JFS, Farias CC, Munn C, Peres CA. 2019. Species distribution modeling
- 423 reveals strongholds and potential reintroduction areas for the world’s largest eagle. *PloS one*
- 424 14:e0216323.
- 425 Miranda EBP, Menezes JFS, Rheingantz ML. 2016. Reptiles as principal prey? Adaptations for
- 426 durophagy and prey selection by jaguar (*Panthera onca*). *Journal of Natural History*
- 427 50:2021–2035.
- 428 Moreira D de O, Leite GR, Siqueira MF de, Coutinho BR, Zanon MS, Mendes SL. 2014. The
- 429 Distributional Ecology of the Maned Sloth: Environmental Influences on Its Distribution
- 430 and Gaps in Knowledge. *PLoS ONE* 9:e110929. DOI: 10.1371/journal.pone.0110929.

- Muela A, Watson R, Mutch B, Heinrich W. 2003. *The Harpy Eagle: biology, restoration and hacking procedures*. Ciudad de Panamá.
- Muñiz-López R. 2017. Harpy Eagle (*Harpia harpyja*) mortality in Ecuador. *Studies on Neotropical Fauna and Environment* 30:1–5. DOI: <http://dx.doi.org/10.1080/01650521.2016.1276716>.
- Muñiz-López R, Limiñana R, Cortés GD, Urios V, Limiñana R, Cortés GD, Urios V. 2016. Movements of Harpy Eagles *Harpia harpyja* during their first two years after hatching. *Bird Study* 3657:509–514. DOI: 10.1080/00063657.2012.722190.
- Pauli JN, Peery MZ, Fountain ED, Karasov WH. 2016. Arboreal Folivores Limit Their Energetic Output, All the Way to Slothfulness. *The American Naturalist* 188:196–204. DOI: 10.1086/687032.
- Peery MZ, Pauli JN. 2014. Shade-grown cacao supports a self-sustaining population of two-toed but not three-toed sloths. *Journal of Applied Ecology* 51:162–170. DOI: 10.1111/1365-2664.12182.
- Prugh LR, Golden CD. 2014. Does moonlight increase predation risk? Meta-analysis reveals divergent responses of nocturnal mammals to lunar cycles. *Journal of Animal Ecology* 83:504–514. DOI: 10.1111/1365-2656.12148.
- San-Jose LM, Séchaud R, Schalcher K, Judes C, Questiaux A, Oliveira-Xavier A, Gémard C, Almasi B, Bézières P, Kelber A, Amar A. 2019. Differential fitness effects of moonlight on plumage colour morphs in barn owls. *Nature ecology & evolution* 3:1331–1340.
- Souza FM, Gandolfi S, Rodrigues RR. 2014. Deciduousness Influences the Understory Community in a Semideciduous Tropical Forest. *Biotropica* 46:512–515. DOI: 10.1111/btp.12137.
- Sunquist ME, Montgomery GG. 1973. Activity patterns and rates of movement of two-toed and three-toed sloths (*Choloepus hoffmanni* and *Bradypus infuscatus*). *Journal of Mammalogy* 54:946–954. DOI: 10.2307/1379088.
- Suscke P, Verderane M, de Oliveira RS, Delval I, Fernández-Bolaños M, Izar P. 2016. Predatory threat of harpy eagles for yellow-breasted capuchin monkeys in the Atlantic Forest. *Primates*:1–7. DOI: 10.1007/s10329-016-0557-8.
- Taube E, Keravec J, Vié JC, Duplantier JM. 2001. Reproductive biology and postnatal development in sloths, *Bradypus* and *Choloepus*: review with original data from the field (French Guiana) and from captivity. *Mammal Review* 31:173–188.
- Terborgh J, Lopez L, Nunez P, Rao M, Shahabuddin G, Orihuela G, Riveros M, Ascanio F, Adler G, Lambert T, Balbas L. 2001. Ecological meltdown in predator-free forest fragments. *Science* 294:1923–1926.
- Touchoin J, Hsu Y, Palleroni A. 2002. Foraging ecology of reintroduced captive-bred subadult harpy eagles (*Harpia harpyja*) on Barro Colorado Island, Panama. *Ornitología neotropical* 13:365–379.
- Urbani B, Bosque C. 2007. Feeding ecology and postural behaviour of the three-toed sloth (*Bradypus variegatus flaccidus*) in northern Venezuela. *Mammalian Biology* 72:321–329.
- Vendl C, Frei S, Dittmann MT, Furrer S, Osmann C, Ortmann S, Munn A, Kreuzer M, Clauss M. 2016. Digestive physiology, metabolism and methane production of captive Linné's two-toed sloths (*C. holoepus didactylus*). *Journal of Animal Physiology and Animal Nutrition* 100:552–564.
- Voirin B, Scriba MF, Martinez-Gonzalez D, Vyssotski AL, Wikelski M, Rattenborg NC. 2014.

477 Ecology and Neurophysiology of Sleep in Two Wild Sloth Species. *Sleep* 37:753–761.
 478 Watson RT, McClure CJW, Vargas FH, Jenny JP. 2016. Trial Restoration of the Harpy Eagle, a
 479 Large, Long-lived, Tropical Forest Raptor, in Panama and Belize. *Journal of Raptor*
 480 *Research* 50:3–22. DOI: 10.3356/rapt-50-01-3-22.1.
 481 Wetzel R, Montgomery G. 1985. *The evolution and ecology of armadillos, sloths and*
 482 *vermilinguas*. Washington, USA: Smithsonian Institution.
 483

Figure 1

Fig. 1. Harpy eagle preying over sloth.

Adult female harpy eagle (*Harpia harpyja*) eating a young Two-toed sloth (*Choloepus didactylus*; Photo: Danilo Mota).



Figure 2

Fig. 2. Study site.

Location of Soberanía National Park in central Panama (lower left inset map), showing the location of 189 predation events (green dots), release site (white star) and meteorological stations (white triangles).

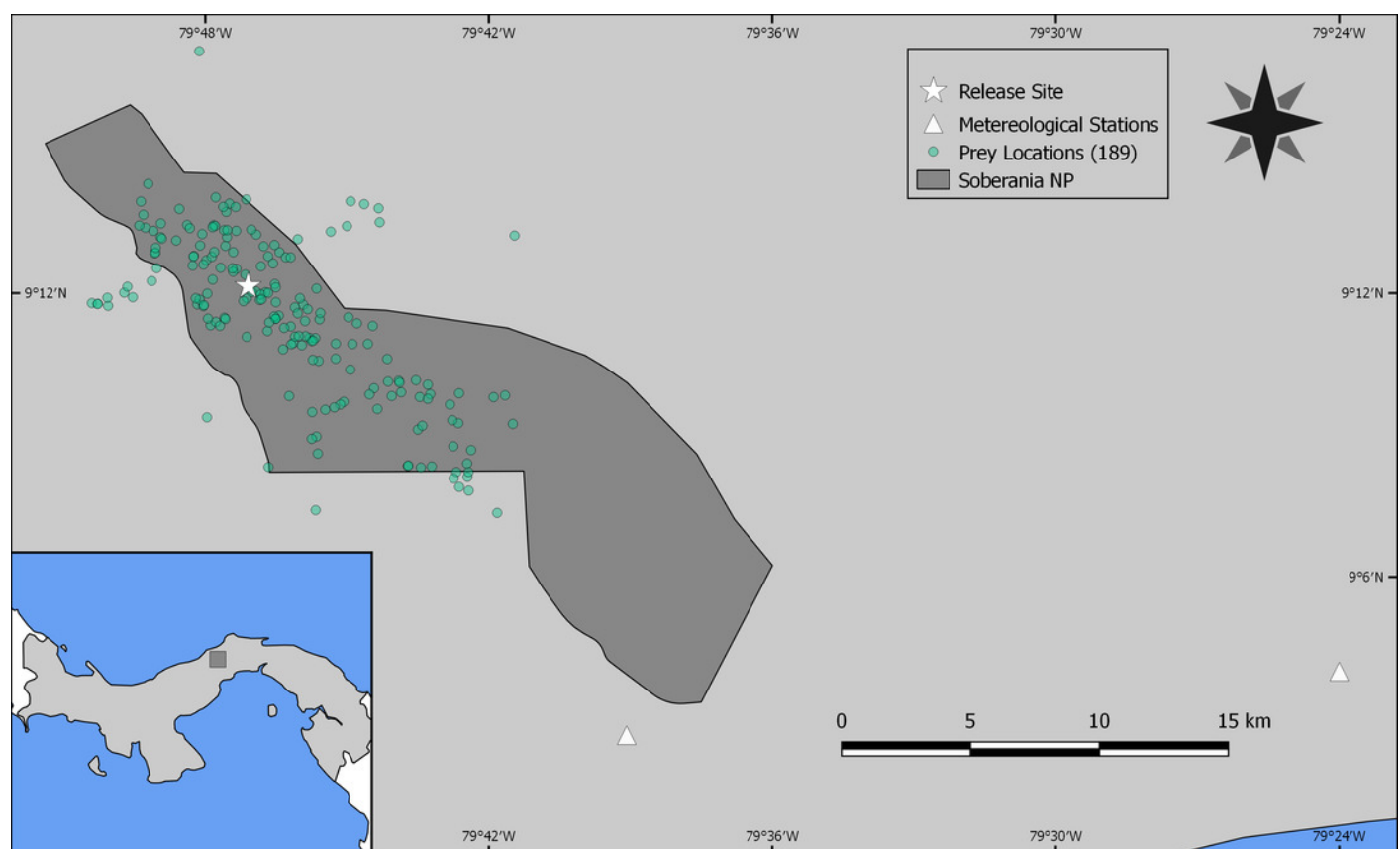


Figure 3

Fig. 3. Prey composition and effort.

Monthly distribution of harpy eagle kills throughout the year. Vertical bars are color-coded according to the main prey functional groups. Observations were made in all months of the year, however more scantily in November.

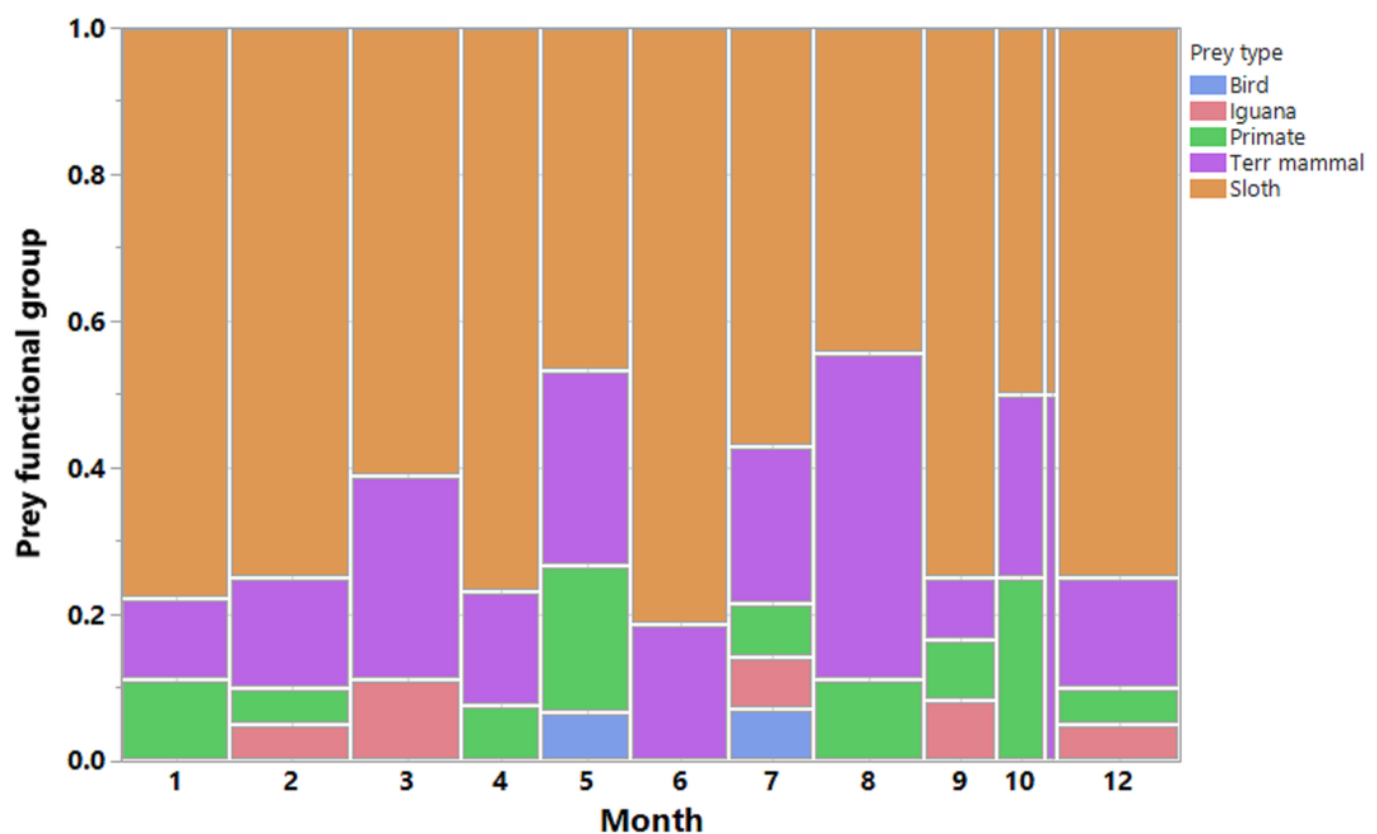


Figure 4

Effect of environmental variables on the probability of predation events by harpy eagles.

A - Effect of moon brightness on sloth predation probability: fewer sloths were taken during bright moonlit nights ($p = 0.0134$). B - Effect of minimum temperature on sloth predation probability: fewer sloths were taken under cooler conditions ($p = 0.0413$). C - Effect of moon brightness on nocturnal mammal predation: fewer nocturnal prey were killed during bright nights, but this lacked statistical significance ($p = 0.12$).

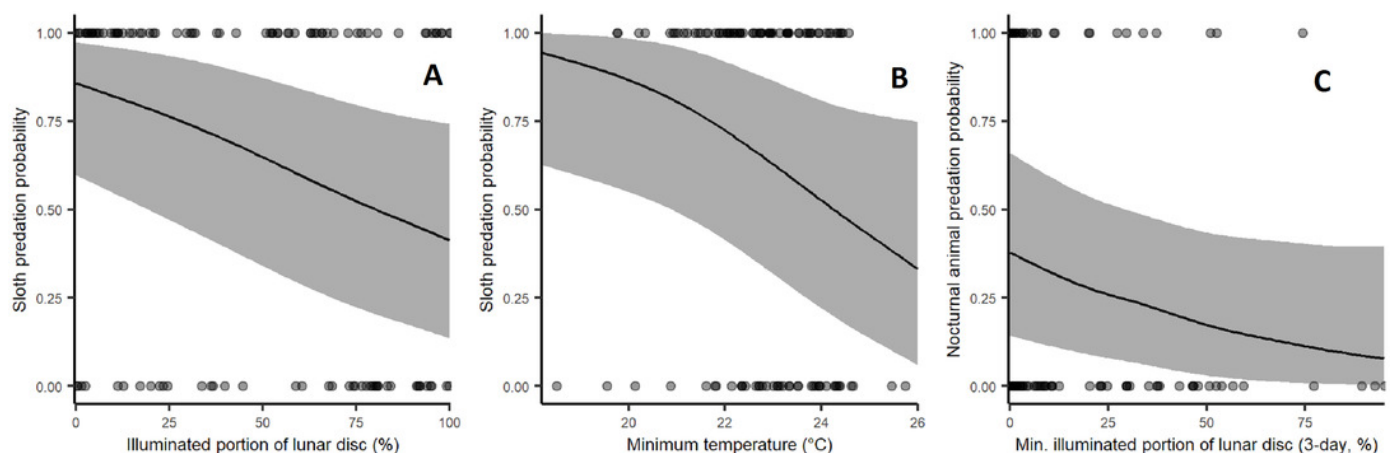


Table 1(on next page)

Variables used in the models

Climatic variables used in mixed generalized linear models (GLMM) explaining the dietary profile of harpy eagles. Each GLMM is used to predict the probability that a given prey item belongs to the response variable. ‘Normalized difference vegetation index’ (NDVI) is a proxy for deciduousness, calculated using data from LANDSAT imagery. All other climatic variables were obtained from meteorological stations near the study site. Variables noted as ‘3-day’ are pooled over a three-day period up to any given prey detection event.-

Table 1. Variables used in the models.

Climatic variables used in mixed generalized linear models (GLMM) explaining the dietary profile of harpy eagles. Each GLMM is used to predict the probability that a given prey item belongs to the response variable. ‘Normalized difference vegetation index’ (NDVI) is a proxy for deciduousness, calculated using data from LANDSAT imagery. All other climatic variables were obtained from meteorological stations near the study site. Variables noted as ‘3-day’ are pooled over a three-day period up to any given prey detection event.-

Explanatory Variables	Response Variable	
	Sloth	Nocturnal
NDVI	X	X
Cumulative rainfall (3-Day; mm)	X	
Rainfall (mm)	X	
Minimum temperature (3-Day; °C)	X	
Minimum temperature (°C)	X	
Maximum temperature (°C)	X	
Lunar disc (%)	X	X
Maximum lunar disc (3-Day; %)		X
Minimum lunar disc (3-Day; %)		X
Deciduousness*Maximum lunar disc	X	X
Cumulative rainfall*Minimum temperature (3-day)	X	

8

Table 2 (on next page)

Prey composition in the diet of harpy eagles.

Seasonal changes in incidence of kills by harpy eagles shown in percentages, combining frequencies for both wet and dry seasons across the seven years of study (2003 – 2009). Overall column shows percentages of prey items for all periods combined, and sample sizes (in parentheses). See “Study Site” section of Methods for further details of season definition.

Table 2. Prey composition in the diet of harpy eagles.

Seasonal changes in incidence of kills by harpy eagles shown in percentages, combining frequencies for both wet and dry seasons across the seven years of study (2003 – 2009). Overall column shows percentages of prey items for all periods combined, and sample sizes (in parentheses). See “Study Site” section of Methods for further details of season definition.

Species	Dry %	Wet %	Overall % (n)
Brown-throated sloth <i>Bradypus variegatus</i>	36.8	31.4	34.1 (59)
Hoffmann's two-toed sloth <i>Choloepus hoffmanni</i>	24.1	7.0	15.6 (27)
Unidentified sloths	11.5	19.8	15.6 (27)
White-nosed coati <i>Nasua narica</i>	5.7	9.3	7.5 (13)
Northern lesser anteater <i>Tamandua mexicana</i>	2.3	11.6	6.9 (12)
Mantled howler monkey <i>Alouatta palliata</i>	3.4	7.0	5.2 (9)
Green Iguana <i>Iguana iguana</i>	4.6	2.3	3.4 (6)
Common opossum <i>Didelphis marsupialis</i>	2.3	2.3	2.3 (4)
White-headed capuchin <i>Cebus capucinus</i>	2.3	2.3	2.3 (4)
Collared peccary <i>Tayassu tajacu</i>	1.1	2.3	1.7 (3)
Nine-banded armadillo <i>Dasypus novemcinctus</i>	1.1	1.2	1.1 (2)
Central American agouti <i>Dasyprocta punctata</i>	2.3	0.0	1.1 (2)
Crab-eating raccoon <i>Procyon cancrivorus</i>	1.1	0.0	0.5 (1)
Tayra <i>Eira Barbara</i>	1.1	0.0	0.5 (1)
Black vulture <i>Coragyps atratus</i>	0.0	1.2	0.5 (1)
Unidentified parrot	0.0	1.2	0.5 (1)

Unidentified monkey	0.0	1.2	0.5 (1)
---------------------	-----	-----	---------

6