

# Are blue tits more likely to use social information from live demonstrators compared to video playback? (#38731)

1

First submission

## Guidance from your Editor

Please submit by **11 Jul 2019** for the benefit of the authors (and your \$200 publishing discount).



### Structure and Criteria

Please read the 'Structure and Criteria' page for general guidance.



### Custom checks

Make sure you include the custom checks shown below, in your review.



### Raw data check

Review the raw data. Download from the [materials page](#).



### Image check

Check that figures and images have not been inappropriately manipulated.

Privacy reminder: If uploading an annotated PDF, remove identifiable information to remain anonymous.

## Files

Download and review all files from the [materials page](#).

2 Figure file(s)

1 Raw data file(s)

## ! Custom checks

### Vertebrate animal usage checks



Have you checked the authors [ethical approval statement](#)?



Were the experiments necessary and ethical?



Have you checked our [animal research policies](#)?




# Structure and Criteria

## Structure your review

The review form is divided into 5 sections. Please consider these when composing your review:

1. BASIC REPORTING
2. EXPERIMENTAL DESIGN
3. VALIDITY OF THE FINDINGS
4. General comments
5. Confidential notes to the editor






 You can also annotate this PDF and upload it as part of your review

When ready [submit online](#).





## Editorial Criteria

Use these criteria points to structure your review. The full detailed editorial criteria is on your [guidance page](#).





### BASIC REPORTING

-  Clear, unambiguous, professional English language used throughout.
-  Intro & background to show context. Literature well referenced & relevant.
-  Structure conforms to [Peerj standards](#), discipline norm, or improved for clarity.
-  Figures are relevant, high quality, well labelled & described.
-  Raw data supplied (see [Peerj policy](#)).

### EXPERIMENTAL DESIGN

-  Original primary research within [Scope of the journal](#).
-  Research question well defined, relevant & meaningful. It is stated how the research fills an identified knowledge gap.
-  Rigorous investigation performed to a high technical & ethical standard.
-  Methods described with sufficient detail & information to replicate.

### VALIDITY OF THE FINDINGS

-  Impact and novelty not assessed. Negative/inconclusive results accepted. *Meaningful* replication encouraged where rationale & benefit to literature is clearly stated.
-  All underlying data have been provided; they are robust, statistically sound, & controlled.
-  Speculation is welcome, but should be identified as such.
-  Conclusions are well stated, linked to original research question & limited to supporting results.

# Standout reviewing tips

3



The best reviewers use these techniques

## Tip

**Support criticisms with evidence from the text or from other sources**

## Example

*Smith et al (J of Methodology, 2005, V3, pp 123) have shown that the analysis you use in Lines 241-250 is not the most appropriate for this situation. Please explain why you used this method.*

**Give specific suggestions on how to improve the manuscript**

*Your introduction needs more detail. I suggest that you improve the description at lines 57- 86 to provide more justification for your study (specifically, you should expand upon the knowledge gap being filled).*

**Comment on language and grammar issues**

*The English language should be improved to ensure that an international audience can clearly understand your text. Some examples where the language could be improved include lines 23, 77, 121, 128 – the current phrasing makes comprehension difficult.*

**Organize by importance of the issues, and number your points**

1. Your most important issue
2. The next most important item
3. ...
4. The least important points

**Please provide constructive criticism, and avoid personal opinions**

*I thank you for providing the raw data, however your supplemental files need more descriptive metadata identifiers to be useful to future readers. Although your results are compelling, the data analysis should be improved in the following ways: AA, BB, CC*

**Comment on strengths (as well as weaknesses) of the manuscript**

*I commend the authors for their extensive data set, compiled over many years of detailed fieldwork. In addition, the manuscript is clearly written in professional, unambiguous language. If there is a weakness, it is in the statistical analysis (as I have noted above) which should be improved upon before Acceptance.*

# Are blue tits more likely to use social information from live demonstrators compared to video playback?

Liisa Hämäläinen<sup>Corresp., 1</sup>, Hannah M Rowland<sup>1, 2, 3</sup>, Johanna Mappes<sup>4</sup>, Rose Thorogood<sup>1, 5, 6</sup>

<sup>1</sup> Department of Zoology, University of Cambridge, Cambridge, United Kingdom

<sup>2</sup> Institute of Zoology, Zoological Society of London, London, United Kingdom

<sup>3</sup> Max Planck Institute for Chemical Ecology, Jena, Germany

<sup>4</sup> Department of Biological and Environmental Sciences, University of Jyväskylä, Jyväskylä, Finland

<sup>5</sup> HiLIFE Helsinki Institute of Life Science, University of Helsinki, Helsinki, Finland

<sup>6</sup> Research Programme in Organismal & Evolutionary Biology, Faculty of Biological and Environmental Sciences, University of Helsinki, Helsinki, Finland

Corresponding Author: Liisa Hämäläinen

Email address: llh35@cam.ac.uk

Video playback provides a promising method to study social interactions, and the number of video playback experiments has been growing in recent years. Using videos has advantages over live individuals as it increases the repeatability of demonstrations, and enables researchers to manipulate the features of the presented stimulus. How observers respond to video playback might, however, differ among species, and the efficacy of video playback should be validated by investigating if individuals' responses to videos are comparable to their responses to live demonstrators. Here we use a novel foraging task to compare blue tits' (*Cyanistes caeruleus*) responses to social information from a live conspecific versus video playback. Birds first received social information about the location of food, and were then presented a three-choice foraging task where they could search for food from locations marked with different symbols (cross, square, plain white). Two control groups saw only a foraging tray with similar symbols but no information about the location of food. We predicted that socially educated birds would prefer the same location where a demonstrator had foraged, but we found no evidence that birds copied a demonstrator's choice, regardless of how social information was presented. Social information, however, had an influence on blue tits' foraging choices, as socially educated birds seemed to form a stronger preference for a square symbol (against two other options, cross and plain white) than the control birds. Our results suggest that blue tits respond to video playback of a conspecific similar to a live bird, but how they use this social information in their foraging decisions, remains unclear.

# Are blue tits more likely to use social information from live demonstrators compared to video playback?

Liisa Hämäläinen<sup>1</sup>, Hannah M. Rowland<sup>1,2,3</sup>, Johanna Mappes<sup>4</sup>, & Rose Thorogood<sup>1,5,6</sup>

<sup>1</sup> Department of Zoology, University of Cambridge, UK

<sup>2</sup> Institute of Zoology, Zoological Society of London, UK

<sup>3</sup> Max Planck Institute for Chemical Ecology, Jena, Germany

<sup>4</sup> Department of Biological and Environmental Sciences, University of Jyväskylä, Finland

<sup>5</sup> HiLIFE Helsinki Institute of Life Science, University of Helsinki, Finland

<sup>6</sup> Research Programme in Organismal & Evolutionary Biology, Faculty of Biological and Environmental Sciences, University of Helsinki, Finland

## Correspondence:

Liisa Hämäläinen

Department of Zoology, University of Cambridge,

Downing Str, Cambridge, CB2 3EJ, United Kingdom

Email: llh35@cam.ac.uk

# ABSTRACT

Video playback provides a promising method to study social interactions, and the number of video playback experiments has been growing in recent years. Using videos has advantages over live individuals as it increases the repeatability of demonstrations, and enables researchers to manipulate the features of the presented stimulus. How observers respond to video playback might, however, differ among species, and the efficacy of video playback should be validated by investigating if individuals' responses to videos are comparable to their responses to live demonstrators. Here we use a novel foraging task to compare blue tits' (*Cyanistes caeruleus*) responses to social information from a live conspecific versus video playback. Birds first received social information about the location of food, and were then presented a three-choice foraging task where they could search for food from locations marked with different symbols (cross, square, plain white). Two control groups saw only a foraging tray with similar symbols but no information about the location of food. We predicted that socially educated birds would prefer the same location where a demonstrator had foraged, but we found no evidence that birds copied a demonstrator's choice, regardless of how social information was presented. Social information, however, had an influence on blue tits' foraging choices, as socially educated birds seemed to form a stronger preference for a square symbol (against two other options, cross and plain white) than the control birds. Our results suggest that blue tits respond to video playback of a conspecific similar to a live bird, but how they use this social information in their foraging decisions, remains unclear.

# INTRODUCTION

The number of studies investigating social information use in animals has been expanding during the last few decades, and it is now well documented that many species use social information in their decision-making (Galef & Laland, 2005). Acquiring social information can be beneficial in many different contexts. Animals can, for example, use social information in their foraging decisions, mate choice, breeding habitat selection, or when avoiding predators (Danchin et al., 2004). Social transmission is also taxonomically widespread, with evidence of social information use found in birds (Aplin, 2019), mammals (Whiten, 2000), fish (Brown & Laland, 2003), reptiles (Noble, Byrne & Whiting, 2014; Kis, Huber & Wilkinson, 2015) and even insects (Dawson & Chittka, 2012; Baracchi et al., 2018). Social information is predicted to benefit individuals by reducing the costs of personal learning (Laland, 2004; Kendal et al., 2005; Kendal et al., 2018). When foraging, for example, individuals can gather social information about the location of food sources or food palatability, and learn novel foraging skills (reviewed in Galef & Giraldeau, 2001), which could increase their foraging efficiency.

As the number of social learning studies has grown, also the number of techniques to study social interactions has increased. A common method is to use artificial stimuli that enables researchers to control and standardize what information is presented (D'Eath, 1998; Woo & Rieucau, 2011). Artificial stimuli have been used for a long time in animal behaviour research, starting from simple dummies and leading up to robotic animals. Cardboard models were first used by Tinbergen & Perdeck (1950) to investigate the importance of various stimulus characteristics

on the begging response of herring gull chicks. Subsequently, simple models have been used in many experiments, including studies investigating mate choice (Haines & Gould, 1994; Höglund et al., 1995), or individuals' responses to predators (Powell, 1974; Petersson & Järvi, 2006) and brood parasites (Thorogood & Davies, 2016). Over the recent years, new technology has enabled researchers to use also more sophisticated techniques, such as robotic animals (Taylor et al., 2008; Krause, Winfield & Deneubourg, 2011). For example, male satin bowerbirds were found to adjust their displays in response to signals from robotic females (Patricelli et al., 2002), and wild grey squirrels were shown to respond to a robotic model of a conspecific displaying alarm behaviour (Partan, Larco & Owens, 2009).

Another promising technique to study social interactions is video playback. Videos can be easily edited and manipulated, allowing researchers to alter the stimulus features that are presented to observers and reduce the variation among presentations (D'Eath, 1998). Furthermore, with technological advances it is now possible to create realistic computer-generated animations to study social interactions (Woo & Rieucan, 2011). Video playback has been used successfully in many bird species (Ophir & Galef, 2003; Bird & Emery, 2008; Rieucan & Giraldeau, 2009; Guillelte & Healy, 2017; Thorogood, Kokko & Mappes, 2018; Smit & Oers, 2019), as well as across a range of other taxa, including mammals (Hopper, Lambeth & Schapiro, 2012; Gunhold, Whiten & Bugnyar, 2014), fish (Rowland et al., 1995; Trainor & Basolo, 2000), reptiles (Clark, Macedonia & Rosenthal, 1997; Ord et al., 2002) and spiders (Clark & Uetz, 1992). Video playback does, however, have limitations such as the lack of depth cues, the lack of interaction between an observer and an individual on the video, and differences between animal and human visual systems (D'Eath, 1998; Zeil, 2000). Birds, for example, have higher critical flicker-fusion frequencies (>

Ikebuchi & Okano  
Carouso-Peck & C

Ware et al., 2015



100 Hz) than humans (60 Hz) and they might therefore perceive the video image as flickering,  
 instead of continuous motion (D'Eath, 1998; Bird & Emery, 2008). However, this degree of visual  
 resolution often occurs when light stimuli are very bright (e.g. 1500 cd/m<sup>2</sup> in blue tits, (Boström  
 et al., 2016)) and beyond the normal brightness of most video screens. Nevertheless, video  
 playback does not always generate the same responses in observers when compared to studies  
 using live demonstrators (see Schlupp, 2000). For example, a recent study with California scrub-  
 jays (*Aphelocoma californica*) found that observing a video of a conspecific eavesdropping on a  
 caching event did not influence focal individuals' caching and re-caching behaviour, in contrast to  
 previous studies with a live conspecific (Brecht et al., 2018). The strength of the responses to  
 video and live demonstrations may also differ even when observers are found to respond to videos.  
 Zebra finch (*Taenopygia guttata*) males, for example, copy the nest material choice from a video  
 demonstrator but this preference is stronger when birds observe a live demonstrator (Guillette &  
 Healy, 2019). Most of these studies, however, have compared individuals' responses to video  
 playback to previous experiments with live demonstrators, and therefore have not accounted for  
 possible differences in test conditions, such as individual differences among the demonstrators.  
 Here our aim was to compare these two methods in one study by investigating whether blue tits'  
 response to the same demonstrator differs between video and live presentation.

107

108       The applicability of video playback in studies with blue tits is so far unclear. We found  
 109 recently that blue tits' behaviour changed when they were presented video playback of a  
 110 conspecific, but social information from videos did not influence their foraging decisions in a later  
 111 foraging task (Hämäläinen et al., 2017). In contrast, great tits (*Parus major*) have been  
 112 demonstrated to respond to videos of a conspecific (Snijders, Naguib & van Oers, 2017), and use

113 social information from videos in their foraging decisions (Thorogood, Kokko & Mappes, 2018;  
 114 Smit & Oers, 2019; Hämäläinen et al., in press), suggesting that video playback can be used  
 115 successfully in other parid tit species. It is, however, possible that even closely related species  
 116 differ in their response to video stimuli. For example, Roberts, Gumm & Mendelson (2017) tested  
 117 the efficacy of video playback in two species of darters, *Etheostoma barrenense* and *Etheostoma*  
 118 *zonale*, and found that despite the same experimental set-up and close relatedness of the species,  
 119 only *E. zonale* females' responses to video playback of conspecific males were comparable to live  
 120 males, whereas *E. barrenense* females showed a preference only for live males. Similarly, blue tits  
 121 might respond to videos differently than great tits. Alternatively, our previous result of blue tits  
 122 not copying a demonstrator (Hämäläinen et al., 2017) might be because blue tits were simply not  
 123 using acquired social information, regardless of how it was presented. Indeed, studies using live  
 124 demonstrators have also found that only about half of the tested blue tits learn a novel foraging  
 125 task socially (Sasvári, 1979; Sasvári, 1985; Aplin, Sheldon & Morand-Ferron, 2013), compared to  
 126 great tits that are more likely to solve the task after observing others (Sasvári, 1979; Sasvári, 1985).  
 127 To disentangle the effect of video playback and blue tits' tendency to use social information, we  
 128 designed an experiment where we investigated whether birds were more likely to use social  
 129 information from a live demonstrator, compared to a video presentation.

130

131 In this experiment, we presented blue tits a three-choice foraging task: an ice cube tray with  
 132 three wells covered and marked with different symbols (cross, square and plain white). One group  
 133 of the birds received social information about the location of food from a live conspecific, whereas  
 134 another group saw a video playback of a conspecific demonstrator. In addition, we had two control  
 135 groups that only saw a foraging tray (live/video presentation) but no information about the location

136 of food. We predicted that the birds in the control group would not have a preference for any of  
 137 the symbols and would choose each of them equally often. Socially educated birds were predicted  
 138 to choose the same symbol and location where they had observed a demonstrator foraging. We  
 139 predicted that blue tits would copy a demonstrator's choice equally often regardless of how social  
 140 information was presented (live/video demonstrator). However, finding that blue tits were less  
 141 likely to copy a demonstrator's choice from videos would indicate that video playback might not  
 142 be a suitable method for social learning studies in the species. Finally, we predicted that birds that  
 143 received social information would start the foraging task faster than control birds (Hämäläinen et  
 144 al., 2017; Thorogood, Kokko & Mappes, 2018).

145

## 146 **METHODS**

### 147 **Birds**

148 The experiment was conducted at Konnevesi Research Station in Central Finland during January  
 149 and February 2017. We tested social information use in 40 juvenile blue tits. In addition, five adult  
 150 birds were used as demonstrators. Birds were caught from the feeding site and housed in individual  
 151 plywood cages (80 cm × 65 cm × 50 cm) with a daily light period of 12.5 hours, and free access  
 152 to food (sunflower seeds, tallow and peanuts) and fresh water. Before and during the experiment  
 153 food was restricted to make sure that birds were motivated to forage. Birds were kept in captivity  
 154 for approximately one week and then released back at the capture site. Before this, each bird was  
 155 weighted and ringed for identification purposes. The work was carried out with permission from  
 156 the Central Finland Centre for Economic Development, Transport and Environment and license  
 157 from the National Animal Experiment Board (ESAVI/9114/ 04.10.07/2014) and the Central

Finland Regional Environmental Centre (VARELY/294/2015). Birds were treated following the ASAB guidelines for the treatment of animals in behavioural research and teaching (2012).

# **Foraging task and pre-training**

We investigated whether blue tits used social information about the location of food by presenting them a three-choice foraging task where they had to find mealworms from a white plastic ice cube tray (modifying a protocol used in Hodgson & Healy, 2005). The tray had 21 wells in three rows and we covered three of these (in the middle row) with a piece of white paper that had either (i) a black cross symbol, (ii) a black square symbol, or (iii) no symbol (plain white) printed on top (Fig. 1a). The same symbols were also attached in front of the foraging tray to increase their visibility to the observers during demonstration. In the experiment birds had to lift up the paper covers to find a food reward and we investigated whether social information influenced their first choice.

Before the experiment, we trained birds in their home cages to forage from an ice cube tray. The training was done step-wise by first offering birds a tray with four of the wells (randomly chosen) containing a mealworm. After birds had eaten these, we next presented them a tray with four wells partly covered (again, randomly chosen), so that the mealworms were still visible. During the training, we covered the wells with brown paper to prevent birds associating the reward with white colour that was used in the experiment. In the next step birds received a tray where four wells were covered with brown paper, so that the mealworms were completely hidden. After birds had completed these steps (i.e. found and consumed all mealworms), we finally presented them a tray with seven wells covered but only four of them containing a mealworm. This was done to increase individuals' uncertainty about food reward in the wells, so that they would be more likely

to use social information in the experiment. Training was completed once individuals had found and consumed all mealworms. All birds finished the training in one day.

# Demonstrators

We used five individuals (all adults, i.e. > 1 year old) as demonstrators in the experiment. Each individual was used twice in the live demonstration and also filmed for the video playback that was presented to two observers (i.e. each individual was demonstrator for four observers). Demonstrators were first trained to forage from an ice cube tray in their home cages, following a similar step-wise protocol that we used with observers (see above). However, instead of covering the wells with brown paper, we presented demonstrators a similar tray that we used in the experiment, with three wells covered with different symbols (cross, square, plain white; Fig. 1a). Food reward was placed only under one of the symbols (cross or square) whereas the wells covered with ~~other symbols were~~ <sup>plain white was</sup> always empty. Demonstrators therefore learned to associate food reward with one of the symbols and searched food from that location during the demonstrations. We trained two of the demonstrators to associate food reward with a cross symbol, and two with a square symbol. The last demonstrator was trained first with a square and later with a cross, so that the number of demonstrations for each symbol was balanced among observers.

Why not using a balanced design for all demonstrators?  
see comments

For the video playback, we filmed each demonstrator (with an HD camcorder Canon Legria HF R66) performing the foraging task (i.e. finding a mealworm by lifting up the paper cover) through the plexiglass wall of the test cage (a 50 × 66 × 50 cm sized plywood cage with the plexiglass front wall). Three mealworms were hidden in the well (with either a cross or a square symbol), and birds were filmed finding and eating all of them, so the demonstration was repeated

What was the recording mode?  
see comments

204 three times. We then edited these videos (using Windows Movie Maker), so that they were all 150  
 205 seconds long. We also filmed a five-minute long video of a demonstrator in the cage without a  
 206 tray, which was presented to observers before the foraging task demonstration. Finally, we filmed  
 207 control videos that contained ~~of~~ a tray only (with different symbols) but no bird (150 secs). The  
 208 order of symbols on the tray was randomized among videos (in both control and social information  
 209 videos).

using the same  
frame rate?

How many?  
and why?

## 211 Experimental protocol

212 In the experiment observers were randomly allocated to four treatments (n = 10 in each): (i) social  
 213 information from a live demonstrator, (ii) social information from video playback, (iii) live control  
 214 (the feeding tray only), (iv) video playback control (video of the feeding tray only). In all  
 215 treatments, birds were first allowed to habituate to the test cage for two hours. During this time,  
 216 we repeated the foraging task training one more time by presenting birds an ice cube tray with  
 217 seven wells covered with brown paper and four of these containing a mealworm. After this food  
 218 was restricted for <sup>one</sup> hour to make sure that birds were motivated to search for food during the  
 219 experiment.

221 The live demonstration was conducted in a plywood cage that was divided into two  
 222 individual compartments (each 50 × 66 × 50 cm) that were separated by a plexiglass wall (Fig.  
 223 1b). An individual that was tested was placed on one side of the wall, and a demonstrator bird (or  
 224 a tray only for the control group) on the other side. Outside the experiment, the plexiglass was  
 225 covered (with a cardboard sheet), so that the birds could not see each other, and the cover was  
 226 removed only for the duration of the demonstration. The front wall of each compartment was also

227 made of plexiglass, so that we could observe the birds during the experiment. The demonstrator  
 228 was placed <sup>in</sup> ~~to~~ the test cage <sup>two</sup> ~~2~~ hours before the test (with plexiglass between the two cage  
 229 compartments covered). Demonstrators were then given one more training session with the  
 230 symbols to ensure that they were foraging in the test cage, and that they were choosing the right  
 231 symbol (the symbol they had been trained to associate with reward). After this, demonstrators were  
 232 food-deprived for one hour, so that they were motivated to forage during the demonstration. We  
 233 then removed the cover of the plexiglass between the observer and the demonstrator, and let the  
 234 birds to habituate to this new situation for five minutes before presenting the foraging tray to the  
 235 demonstrator. The tray had three wells covered and one of them (the well with either a cross or a  
 236 square symbol) contained three mealworms. The order of the symbols was randomized across  
 237 presentations. We waited until the demonstrator found and ate all three mealworms which took on  
 238 average 230 seconds (range = 154–492 secs).

239

240 Once the demonstration was finished (i.e. the demonstrator had consumed all three  
 241 mealworms), we covered again the plexiglass between the cages, so that the birds could not see  
 242 each other. We then presented observers a foraging tray with the same three symbols. The order  
 243 of the symbols in the presented tray was the same as in the demonstration, so that **observers could**  
 244 **use both symbol and spatial cues about the location of food reward.** This time all the wells were  
 245 empty to make sure that birds could not get any additional cues about food. We recorded observers'  
 246 first choice to search for food (i.e. the well where they first lifted up the cover) and the latency to  
 247 make this choice. The live control treatment was conducted in a similar way but instead of seeing  
 248 a demonstrator, birds saw only the tray in an empty cage for 150 seconds.

249

When birds received information from videos, the experiment was conducted in a 50 (w) × 66 (h) × 50 (d) cm sized plywood cage with the front wall made of plexiglass. We presented birds videos by placing an LCD monitor (Dell E198FPP, 19", resolution 1280 × 1024, 75 Hz, 300 cd/m<sup>2</sup>) against the plexiglass (Fig. 1c), following previously validated methods (Hämäläinen et al., 2017; Thorogood, Kokko & Mappes, 2018; Hämäläinen et al., in press). The size of the demonstrator on the screen was ~~slightly~~ smaller than the size of the live bird (approximately 70 % of the real size). How birds perceive the demonstrator's size is, however, difficult to estimate because of depth cues (Zeil, 2000) and differences in viewing distance, depending on an observer's position in the cage. Nevertheless, previous studies have demonstrated that great tits use social information from the videos with a similar sized demonstrator (Thorogood, Kokko & Mappes, 2018, Hämäläinen et al., in press). Birds were first let to habituate to the monitor for 15 min before starting the video. Birds that received social information were then presented a five-minute video of a demonstrator in the cage without the foraging tray, so that the protocol was similar to the live demonstration treatment where birds could observe each other for five minutes before the demonstration. Birds were then presented a 150 seconds long video of a demonstrator finding and consuming three mealworms under one of the symbols. Birds in the control group saw a video of the feeding tray only (150 secs). After this, the computer monitor was removed and we presented birds the foraging task, following the same protocol as in live demonstration. Again, the order of the symbols was the same as in the videos, and we recorded birds' first choice and the time before they started the task.

Is this the image refresh rate or flicker?

## Statistical analyses

We first investigated whether birds had an overall preference towards any of the symbols using a binomial test (compared to equal probability of choosing any of the three symbols). We then



investigated whether these preferences differed between socially educated and control birds. Because we did not find differences in information use between video and live demonstration treatments (see results), we combined these treatments and used a G-test to compare distributions of the preferences between all socially educated birds (live and video treatment;  $n = 20$ ) and control birds (live and video treatment;  $n = 20$ ). We also used a G-test to investigate (i) if birds had a preference for the spatial location on the tray (left/middle/right), i.e. if they chose any of the locations more often than expected by chance ( $1/3$  probability) and to (ii) compare the choices of socially educated birds that saw a demonstrator choosing a square to those seeing a demonstrator choosing a cross (video and live treatments combined). Because birds seemed to prefer a square symbol (see results), we did this by comparing the likelihoods to choose a square (over alternative options cross/white), i.e. testing if birds chose a square more often after seeing a demonstrator choosing it, compared to seeing a demonstrator choosing a cross. We next used a Fisher's exact test to investigate if birds were more likely to copy a demonstrator's choice when they were presented a live demonstrator, compared to video playback. This was done by simply comparing the number of birds whose choice matched that of a demonstrator (whether a demonstrator chose a cross or a square) to those who chose a different symbol than a demonstrator. Finally, we tested if social information influenced the latency to start the foraging task using a generalized linear model with a negative binomial error distribution. The time to choose the well was used as a response variable and explanatory variables included an interaction between social information treatment (social information/control) and the way information was presented (live/video demonstration). All the analysis were conducted using software R.3.3.1 (R Core Team 2016).

For latency data, Cox regression analysis is preferable; see comments

## RESULTS

Overall, birds chose the well with a square symbol more often than predicted by chance (binomial test, 25/40,  $p < 0.001$ ). This preference, however, differed between socially educated and control birds (G-test,  $G = 7.16$ ,  $p = 0.028$ ; Fig. 2a): individuals that received social information (live and video treatments combined) showed a strong preference towards a square symbol (binomial test, 15/20,  $p < 0.001$ ), whereas this preference was not significant in the control groups (binomial test, 10/20,  $p = 0.15$ ). Against our prediction that socially educated birds would choose the same symbol as a demonstrator, we did not find evidence that a demonstrator's choice (cross/square) influenced an observers' likelihood to choose a square symbol (G-test,  $G = 0.51$ ,  $p = 0.47$ ). Instead, socially educated birds seemed to prefer a square, regardless of a demonstrator's choice (Fig. 2a). This did not differ between live and video presentations, i.e. birds were not more likely to copy the choice of a live demonstrator compared to video playback (Fisher's exact test,  $p = 1$ ; Fig. 2b). They also did not prefer any location (left/middle/right) on the tray (location that birds chose did not differ from that expected by random chance; G-test,  $G = 3.62$ ,  $p = 0.16$ ). Finally, social information did not influence how fast birds started to forage (effect of social information: estimate =  $-0.178 \pm 0.469$ ,  $Z = -0.379$ ,  $p = 0.70$ ) and the effect of social information on **foraging time** did not depend on the way the information was presented (social information\*type of presentation: estimate =  $0.657 \pm 0.934$ ,  $Z = 0.704$ ,  $p = 0.48$ ). Instead, both control and socially educated birds started the foraging task faster after seeing a video demonstration, compared to live demonstration groups (effect of video presentation: estimate =  $-1.013 \pm 0.469$ ,  $Z = -2.162$ ,  $p = 0.03$ ).

## DISCUSSION

In this experiment, we tested whether blue tits were more likely to copy the food choice of a live conspecific, compared to video playback. However, we found that blue tits did not copy a

demonstrator's choice of symbol, regardless of how social information was presented. Instead, individuals chose the well with a square symbol more often than other options (Fig. 2a). Because of this preference and the lack of evidence that observers copied a demonstrator's choice, it is difficult to compare the effectiveness of video playback and live demonstration. However, birds' preference for a square symbol was stronger after they received social information, compared to the control groups. This response was consistent across both social information treatments, indicating that even though birds did not choose the same symbol as a demonstrator, they responded to video playback similarly than to a live demonstrator.

Blue tits might not value social information when the foraging task is relatively simple. Similar to our previous video playback study (Hämäläinen et al., 2017), we did not find evidence that blue tits copied the foraging choice of a conspecific from the video, and neither did they copy the choice of a live demonstrator. Other studies with live demonstrators have similarly failed to find a strong effect of social information in blue tits, showing that only approximately 50% of tested birds learn a novel foraging task socially (Sasvári, 1979; Sasvári, 1985; Aplin, Sheldon & Morand-Ferron, 2013). Social learning seems to be also age- and sex-biased with juveniles (Sasvári 1985) and especially juvenile females being most likely to learn socially (Aplin, Sheldon & Morand-Ferron, 2013). To increase the chances to detect social information use, we therefore decided to test only juveniles, but we were not able to determine the sex of the tested individuals. Birds were also provided with both visual and spatial cues about food reward (the location of the symbols in the foraging task mirrored that in the demonstration), so individuals could have used either type of information. Despite this, we failed to find evidence of blue tits copying a demonstrator's foraging choice. In contrast to our previous study (Hämäläinen et al., 2017), we

also did not find evidence that social information influenced birds' latency to start the foraging task. Instead, birds started the task faster after seeing video playback (either control or social information) compared to seeing live stimuli. This probably results from slight differences between the test conditions (i.e. different test cages). After the live demonstration, we covered the observer's view of the demonstrator's cage by sliding a cardboard sheet between the two cage compartments, and this disturbance might have affected the observers more than simply removing the computer monitor following the video demonstration. Therefore, the test with live stimuli might have been slightly more stressful for the birds which could explain the longer hesitation to start the foraging task.

Despite failing to find evidence that blue tits copied the foraging choice of a demonstrator, social information had an influence on their foraging choices. In all treatments, birds chose the square symbol more often than other two options (cross or white). However, this preference for squares was even stronger when birds received social information from a live or video demonstrator, regardless of the demonstrator's choice. This indicates that simply seeing a demonstrator foraging from the tray enhanced blue tits' preference towards the square symbol. This result is difficult to explain, but it is possible that birds saw a demonstrator as a competitor, which made them to choose the most visible and preferred prey item. Blue tits were found to prefer squares also in our other experiment, where birds were allowed to choose between two prey items with cross and square symbols (Hämäläinen et al., unpublished). Conspicuous square therefore seems to be a more salient cue for blue tits, and contrasting social information about food location did not override this preference. Great tits were recently found to have a high level of self-control ability (Isaksson, Utku Urhan & Brodin, 2018), but to our knowledge this has not been tested in

blue tits, and it is possible that blue tits were simply too impulsive to inhibit their response to the preferred signal. This initial preference makes our results difficult to interpret, and different symbol choice might have provided us better evidence of social information use. Interestingly, the preference for square symbols has not been found in great tits (Lindström et al., 2001; Hämäläinen et al., in press), and artificial prey with cross and square symbols have been used in many avoidance learning experiments (e.g. Alatalo & Mappes, 1996; Lindström et al., 1999; Lindström et al., 2001; Thorogood, Kokko & Mappes, 2018). In these experiments squares often represent unpalatable aposematic prey and great tits acquire avoidance to squares faster after receiving social information about their unpalatability (Thorogood, Kokko & Mappes, 2018; Hämäläinen et al., in press). Despite the initial preference for squares, blue tits also learn to avoid them faster after observing a negative foraging experience of a conspecific (Hämäläinen et al., unpublished) which shows that blue tits can switch their foraging preferences according to acquired social information. However, our experiment suggests that this is context-dependent, and blue tits do not change their preferences when they receive positive social information and the foraging task is relatively simple.

Our study highlights the importance of comparing animals' response to real and video stimuli when testing the applicability of video playback (D'Eath, 1998). Without the live demonstrator treatment, it would have been difficult to separate the effect of video presentation from blue tits' tendency to use social information. However, because birds were not more likely to copy the choices of live demonstrators, we can now be more confident that our result is not explained only by the lack of response to video playback. Comparing individuals' response between video and live demonstrations might be important even when videos are found to have an

effect on observers' behaviour, as these responses could be different compared to live stimuli. The responses to videos might also be context-dependent: zebra finch males showed a stronger preference for the nest material choice of a live conspecific (Guillette & Healy, 2019), whereas female zebra finches courted video images of males more actively than live males, possibly because of the lack of reciprocal response from males on the video (Swaddle, McBride & Malhotra, 2006). The efficacy of video playback seems to also depend on the features of the video presentation, such as the sound on the video. Zebra finches were shown to copy foraging choices from video playback only when videos did not have sound (Guillette & Healy, 2017), whereas the opposite was true in Burmese red junglefowl (*Gallus gallus spadecius*) that used social information only from videos with sound (McQuoid & Galef, 1993). Together, these studies indicate that video playback can be a useful tool in behavioural studies but its applicability might vary among species and different contexts.

## Conclusion

The aim of our study was to test the effectiveness of video playback in social learning studies in blue tits by comparing social information use between live and video demonstrations. This comparison proved to be difficult, as we found no evidence of social learning from either live or video demonstrators, indicating that blue tits do not rely on social information in simple foraging tasks. In our experiment the cost to search for food (i.e. lift up the paper cover) was probably low and birds might have ignored social information because personal information was easy to acquire (Laland, 2004; Kendal et al., 2005). It is also possible that birds would have needed to observe several demonstrations from different individuals before relying on social information. In our experiment individuals received information from one demonstrator only, whereas in nature blue

tits form foraging flocks and have opportunities to gather information from both conspecifics and heterospecifics (Farine et al., 2015). Individuals are also likely to vary in their tendency to use social information (Sasvári, 1979; Aplin, Sheldon & Morand-Ferron, 2013) and we might have needed a bigger sample size to detect social learning. Furthermore, instead of using positive social information about the location of food, some observers might have seen the demonstrator as a competitor and therefore avoided the same symbol. Nevertheless, we found that blue tits responded to video playback similar to a live demonstrator, as both demonstrations enhanced observers' preference towards squares, indicating that videos had the same effect on birds' behaviour as live demonstrators. However, because of the difficulties to detect social learning in blue tits, the efficacy of videos should be tested also in other contexts before making conclusions of its applicability for this species.

## ACKNOWLEDGEMENTS

We thank Helinä Nisu and staff at the Konnevesi Research Station for taking care of the birds and providing facilities for the experiments, and Victoria Franks for providing illustrations.

## REFERENCES

- Alatalo, R. V., & Mappes, J. (1996). Tracking the evolution of warning signals. *Nature*, 382, 708–710. <https://doi.org/10.1038/382708a0>
- Aplin, L. M. (2019). Culture and cultural evolution in birds: a review of the evidence. *Animal Behaviour*, 147, 179–187. <https://doi.org/10.1016/j.anbehav.2018.05.001>
- Aplin, L. M., Sheldon, B. C., & Morand-Ferron, J. (2013). Milk bottles revisited: social learning

- and individual variation in the blue tit, *Cyanistes caeruleus*. *Animal Behaviour*, 85, 1225–1232. <https://doi.org/10.1016/j.anbehav.2013.03.009>
- Baracchi, D., Vasas, V., Jamshed Iqbal, S., & Alem, S. (2018). Foraging bumblebees use social cues more when the task is difficult. *Behavioral Ecology*, 29, 186–192. <https://doi.org/10.1093/beheco/arx143>
- Bird, C.D., & Emery, N.J. (2008). Using video playback to investigate the social preferences of rooks, *Corvus frugilegus*. *Animal Behaviour*, 76, 679–687. <http://dx.doi.org/10.1016/j.anbehav.2008.04.014>
- Boström, J.E., Dimitrova, M., Canton, C., Håstad, O., Qvarnström, A. & Ödeen, A. (2016). Ultra-rapid vision in birds. *PLoS One*, 11, e0151099. <https://doi.org/10.1371/journal.pone.0151099>
- Brecht, K. F., Ostojić, L., Legg, E. W., & Clayton, N. S. (2018). Difficulties when using video playback to investigate social cognition in California scrub-jays (*Aphelocoma californica*). *PeerJ*, 6, e4451. <https://doi.org/10.7717/peerj.4451>
- Brown, C. & Laland, K.N. (2003). Social learning in fishes: A review. *Fish and Fisheries*, 4, 280–288. <https://doi.org/10.1046/j.1467-2979.2003.00122.x>
- Clark, D. L., Macedonia, J. M., & Rosenthal, G. G. (1997). Testing video playback to lizards in the field. *Copeia*, 2, 421–423. <https://doi.org/10.2307/1447764>
- Clark, D.L. & Uetz, G.W. (1992). Morph-independent mate selection in a dimorphic jumping spider: demonstration of movement bias in female choice using video-controlled courtship behaviour. *Animal Behaviour*, 43, 247–254. [https://doi.org/10.1016/S0003-3472\(05\)80220-](https://doi.org/10.1016/S0003-3472(05)80220-)



454 9

455 D'Eath, R.B. (1998). Can video images imitate real stimuli in animal behaviour experiments?

456 *Biological Reviews*, 73, 267–292. <http://doi.org/10.1111/j.1469-185X.1998.tb00031.x>

457 Danchin, E., Giraldeau, L. A., Valone, T. J., & Wagner, R. H. (2004). Public information: from  
458 nosy neighbors to cultural evolution. *Science*, 305, 487–491.

459 <https://doi.org/10.1126/science.1098254>

460 Dawson, E. H., & Chittka, L. (2012). Conspecific and heterospecific information use in

461 bumblebees. *PLoS One*, 7, e31444. <https://doi.org/10.1371/journal.pone.0031444>

462 Farine, D. R., Aplin, L. M., Sheldon, B. C., & Hoppitt, W. (2015). Interspecific social networks  
463 promote information transmission in wild songbirds. *Proceedings of the Royal Society B:*

464 *Biological Sciences*, 282, 20142804. <https://doi.org/10.1098/rspb.2014.2804>

465 Galef Jr, B. G., & Giraldeau, L. A. (2001). Social influences on foraging in vertebrates: causal  
466 mechanisms and adaptive functions. *Animal Behaviour*, 61, 3–15.

467 <https://doi.org/10.1006/anbe.2000.1557>

468 Galef, B. G., & Laland, K. N. (2005). Social learning in animals: empirical studies and  
469 theoretical models. *Bioscience*, 55, 489–499. <https://doi.org/10.1641/0006->

470 3568(2005)055[0489:SLIAES]2.0.CO;2

471 Guillette, L. M., & Healy, S. D. (2017). The roles of vocal and visual interactions in social

472 learning zebra finches: a video playback experiment. *Behavioural Processes*, 139, 43–49.

473 <https://doi.org/10.1016/j.beproc.2016.12.009>

- Guillette, L.M. & Healy, S.D. (2019). Social learning in nest-building birds watching live-streaming video demonstrators. *Integrative Zoology*. 14, 204–213.  
<https://doi.org/10.1111/1749-4877.12316>
- Gunhold, T., Whiten, A. & Bugnyar, T. (2014). Video demonstrations seed alternative problem-solving techniques in wild common marmosets. *Biology Letters*, 10, 1–5.  
<http://dx.doi.org/10.1098/rsbl.2014.0439>
- Halnes, S.E. & Gould, J.L. (1994). Female platys prefer long tails. *Nature*, 370, 512.  
<https://doi.org/10.1038/370512a0>
- Hodgson, Z. G., & Healy, S. D. (2005). Preference for spatial cues in a non-storing songbird species. *Animal Cognition*, 8, 211-214. <https://doi.org/10.1007/s10071-004-0249-4>
- Hopper, L. M., Lambeth, S. P., & Schapiro, S. J. (2012). An Evaluation of the Efficacy of Video Displays for Use With Chimpanzees (Pan troglodytes). *American Journal of Primatology*, 74, 442–449. <https://doi.org/10.1002/ajp.22001>
- Hämäläinen, L., Mappes, J., Rowland, H. M., & Thorogood, R. (in press). Social information use about novel aposematic prey is not influenced by a predator’s previous experience with toxins. *Functional Ecology*.
- Hämäläinen, L., Rowland, H. M., Mappes, J., & Thorogood, R. (2017). Can video playback provide social information for foraging blue tits?. *PeerJ*, 5, e3062.  
<https://doi.org/10.7717/peerj.3062>
- Höglund, J., Alatalo, R. V., Gibson, R. M., & Lundberg, A. (1995). Mate-choice copying in black grouse. *Animal Behaviour*, 49, 1627–1633. [https://doi.org/10.1016/0003-3472\(95\)90085-3](https://doi.org/10.1016/0003-3472(95)90085-3)

- Isaksson, E., Utku Urhan, A. & Brodin, A. (2018). High level of self-control ability in a small passerine bird. *Behavioral Ecology and Sociobiology*, 72, 118.  
<https://doi.org/10.1007/s00265-018-2529-z>
- Kendal, R. L., Boogert, N. J., Rendell, L., Laland, K. N., Webster, M., & Jones, P. L. (2018). Social learning strategies: Bridge-building between fields. *Trends in Cognitive Sciences*. 22, 651–665. <https://doi.org/10.1016/j.tics.2018.04.003>
- Kendal, R. L., Coolen, I., van Bergen, Y., & Laland, K. N. (2005). Trade-offs in the adaptive use of social and asocial learning. *Advances in the Study of Behavior*, 35, 333–379.  
[http://dx.doi.org/10.1016/S0065-3454\(05\)35008-X](http://dx.doi.org/10.1016/S0065-3454(05)35008-X)
- Kis, A., Huber, L., & Wilkinson, A. (2015). Social learning by imitation in a reptile (Pogona vitticeps). *Animal Cognition*, 18, 325–331. <https://doi.org/10.1007/s10071-014-0803-7>
- Krause, J., Winfield, A.F.T. & Deneubourg, J.L. (2011). Interactive robots in experimental biology. *Trends in Ecology and Evolution*, 26, 369–375.  
<https://doi.org/10.1016/j.tree.2011.03.015>
- Laland, K.N. (2004). Social learning strategies. *Learning & Behavior*, 32, 4–14.  
<https://doi.org/10.3758/BF03196002>
- Lindström, L., Alatalo, R. V., Lyytinen, A., & Mappes, J. (2001). Predator experience on cryptic prey affects the survival of conspicuous aposematic prey. *Proceedings of the Royal Society of London. Series B: Biological Sciences*, 268, 357–361.  
<https://doi.org/10.1098/rspb.2000.1377>
- Lindström, L., Alatalo, R. V., Mappes, J., Riipi, M., & Vertainen, L. (1999). Can aposematic

- signals evolve by gradual change?. *Nature*, 397, 249–251. <https://doi.org/10.1038/16692>
- McQuoid, L. M. & Galef, B. G. (1993). Social stimuli influencing feeding behaviour of Burmese fowl: video analysis. *Animal Behaviour*, 46, 13–22. <http://dx.doi.org/10.1006/anbe.1993.1157>
- Noble, D.W.A., Byrne, R.W. & Whiting, M.J. (2014). Age-dependent social learning in a lizard. *Biology Letters*, 10, 20140430. <https://doi.org/10.1098/rsbl.2014.0430>
- Ord, T. J., Peters, R. A., Evans, C. S. & Taylor, A. J. (2002). Digital video playback and visual communication in lizards. *Animal Behaviour*, 63, 879–890. <http://dx.doi.org/10.1006/anbe.2001.1983>
- Ophir, A.G., & Galef, B.G. (2003). Female Japanese quail affiliate with live males that they have seen mate on video. *Animal Behaviour*, 66, 369–375. <http://dx.doi.org/10.1006/anbe.2003.2229>
- Partan, S.R., Larco, C.P. & Owens, M.J. (2009). Wild tree squirrels respond with multisensory enhancement to conspecific robot alarm behaviour. *Animal Behaviour*, 77, 1127–1135. <https://doi.org/10.1016/j.anbehav.2008.12.029>
- Patricelli, G. L., Uy, J. A. C., Walsh, G., & Borgia, G. (2002). Sexual selection: male displays adjusted to female's response. *Nature*, 415, 279–280. <https://doi.org/10.1038/415279a>
- Petersson, E., & Järvi, T. (2006). Anti-predator response in wild and sea-ranched brown trout and their crosses. *Aquaculture*, 253, 218–228. <https://doi.org/10.1016/j.aquaculture.2005.08.012>
- Powell, G. V. N. (1974). Experimental analysis of the social value of flocking by starlings

(*Sturnus vulgaris*) in relation to predation and foraging. *Animal Behaviour*, 22, 501–505.

[https://doi.org/10.1016/S0003-3472\(74\)80049-7](https://doi.org/10.1016/S0003-3472(74)80049-7)

R Core Team (2016). R: A language and environment for statistical computing. R Foundation for Statistical Computing, Vienna, Austria. <https://www.R-project.org>

Rieucou, G. & Giraldeau, L. A. (2009). Video playback and social foraging: simulated companions produce the group size effect in nutmeg mannikins. *Animal Behaviour*, 78, 961–966.

<http://dx.doi.org/10.1016/j.anbehav.2009.06.023>

Roberts, N.S., Gumm, J.M. & Mendelson, T.C. (2017). Darter (*Percidae*: *Etheostoma*) species differ in their response to video stimuli. *Animal Behaviour*, 131, 107–114.

<https://doi.org/10.1016/j.anbehav.2017.07.013>

Rowland, W. J., Bolyard, K. J., Jenkins, J. J. & Fowler, J. (1995). Video playback experiments on stickleback mate choice: female motivation and attentiveness to male colour cues.

*Animal Behaviour*, 49, 1559–1567. [http://dx.doi.org/10.1016/0003-3472\(95\)90077-2](http://dx.doi.org/10.1016/0003-3472(95)90077-2)

Sasvári, L. (1979). Observational learning in great, blue and marsh tits. *Animal Behaviour*, 27,

767–771. [https://doi.org/10.1016/0003-3472\(79\)90012-5](https://doi.org/10.1016/0003-3472(79)90012-5)

Sasvári, L. (1985). Different observational learning capacity in juvenile and adult individuals of congeneric bird species. *Zeitschrift für Tierpsychologie*, 69, 293–304.

<https://doi.org/10.1111/j.1439-0310.1985.tb00154.x>

Schlupp, I., 2000. Are there lessons from negative results in studies using video playback? *Acta*

*Ethologica*, 3, 9–13. <https://doi.org/10.1007/s102110000026>

- 558 Smit, J. A., & van Oers, K. (2019). Personality types vary in their personal and social  
559 information use. *Animal Behaviour*. <https://doi.org/10.1016/j.anbehav.2019.02.002>
- 560 Snijders, L., Naguib, M., & van Oers, K. (2017). Dominance rank and boldness predict social  
561 attraction in great tits. *Behavioral Ecology*, 28, 398–406.  
562 <https://doi.org/10.1093/beheco/arw158>
- 563 Swaddle, J.P., McBride, L. & Malhotra, S. (2006). Female zebra finches prefer unfamiliar males  
564 but not when watching noninteractive video. *Animal Behaviour*, 72, 161–167.  
565 <https://doi.org/10.1016/j.anbehav.2005.12.005>
- 566 Taylor, R. C., Klein, B. A., Stein, J., & Ryan, M. J. (2008). Faux frogs: multimodal signalling  
567 and the value of robotics in animal behaviour. *Animal Behaviour*, 76, 1089–1097.  
568 <https://doi.org/10.1016/j.anbehav.2008.01.031>
- 569 Thorogood, R. & Davies, N.B. (2016). Combining personal with social information facilitates  
570 host defences and explains why cuckoos should be secretive. *Scientific Reports*, 6, 19872.  
571 <https://doi.org/10.1038/srep19872>
- 572 Thorogood, R., Kokko, H., & Mappes, J. (2018). Social transmission of avoidance among  
573 predators facilitates the spread of novel prey. *Nature Ecology & Evolution*, 2, 254–261.  
574 <https://doi.org/10.1038/s41559-017-0418-x>
- 575 Tinbergen, N. & Perdeck, A.C.C. (1950). On the stimulus situation releasing the begging  
576 response in the newly hatched herring gull chick (*Larus a. argentatus* Pont.). *Behaviour*, 3,  
577 1–39.
- 578 Trainor, B. C., & Basolo, A. L. (2000). An evaluation of video playback using *Xiphophorus*

helleri. *Animal Behaviour*, 59, 83–89. <https://doi.org/10.1006/anbe.1999.1289>

Whiten, A. (2000). Primate culture and social learning. *Cognitive Science*, 24, 477–508.

[https://doi.org/10.1207/s15516709cog2403\\_6](https://doi.org/10.1207/s15516709cog2403_6)

Woo, K.L. & Rieucan, G. (2011). From dummies to animations: A review of computer-animated stimuli used in animal behavior studies. *Behavioral Ecology and Sociobiology*, 65, 1671–

1685. <http://dx.doi.org/10.1007/s00265-011-1226-y>

Zeil, J. (2000). Depth cues, behavioural context, and natural illumination: some potential limitations of video playback techniques. *Acta Ethologica*, 3, 39–48.

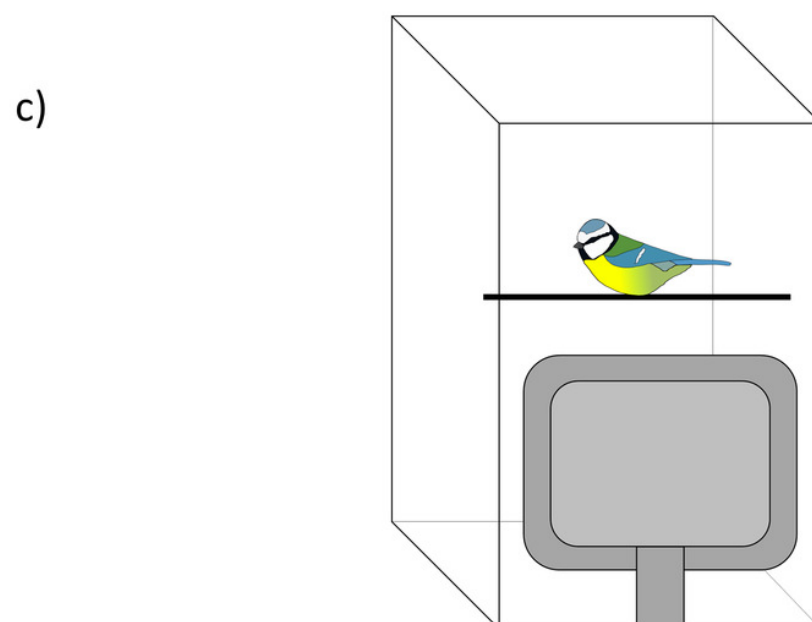
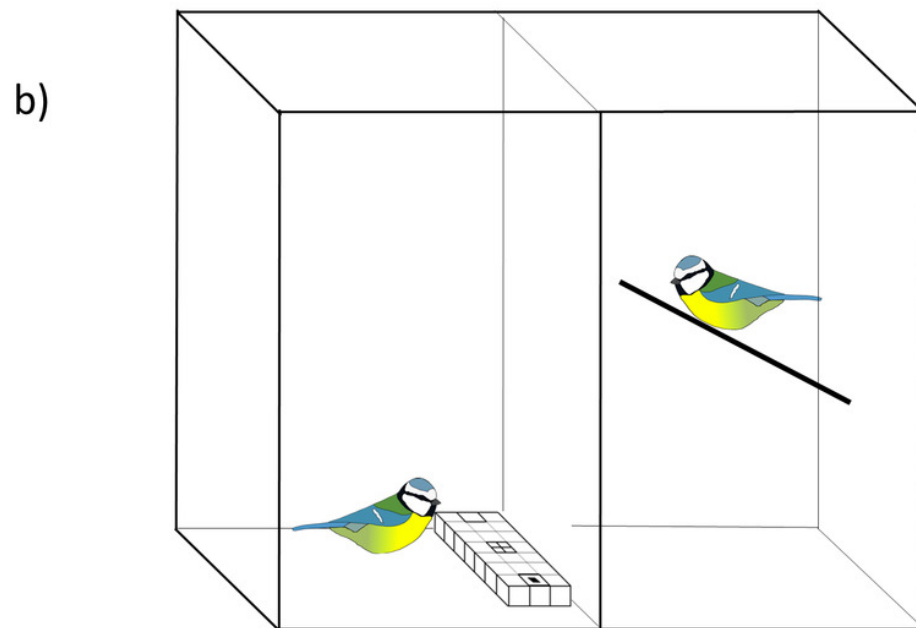
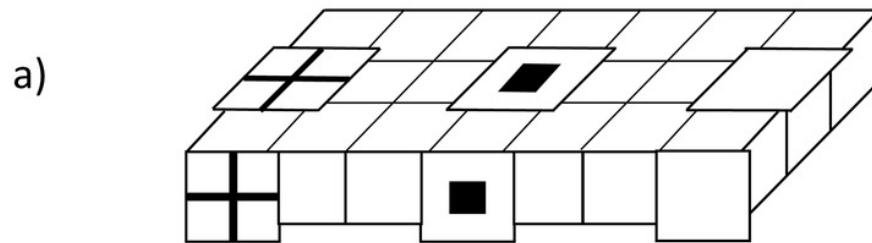
<https://doi.org/10.1007/s102110000021>

# Figure 1

The experimental set-up.

(A) An example of the ice cube tray that was presented to birds. The tray had 21 wells and three of them (left, middle and right well in the middle row) were covered with a piece of white paper that had either a black cross or a square printed on top, or no symbols (plain white). The same symbols were attached in front of the tray to increase their visibility to observers. The order of the symbols was randomized among birds. (B) The set-up of the live demonstration. The demonstrator (left) and the observer (right) were in individual cages that were separated by plexiglass, so that birds could see each other. In the control treatment the birds saw only the tray. (C) The set-up of the video playback. A computer monitor was placed against a plexiglass front wall of the test cage. Birds were then presented a video of a demonstrator or a control video of the tray.





# Figure 2

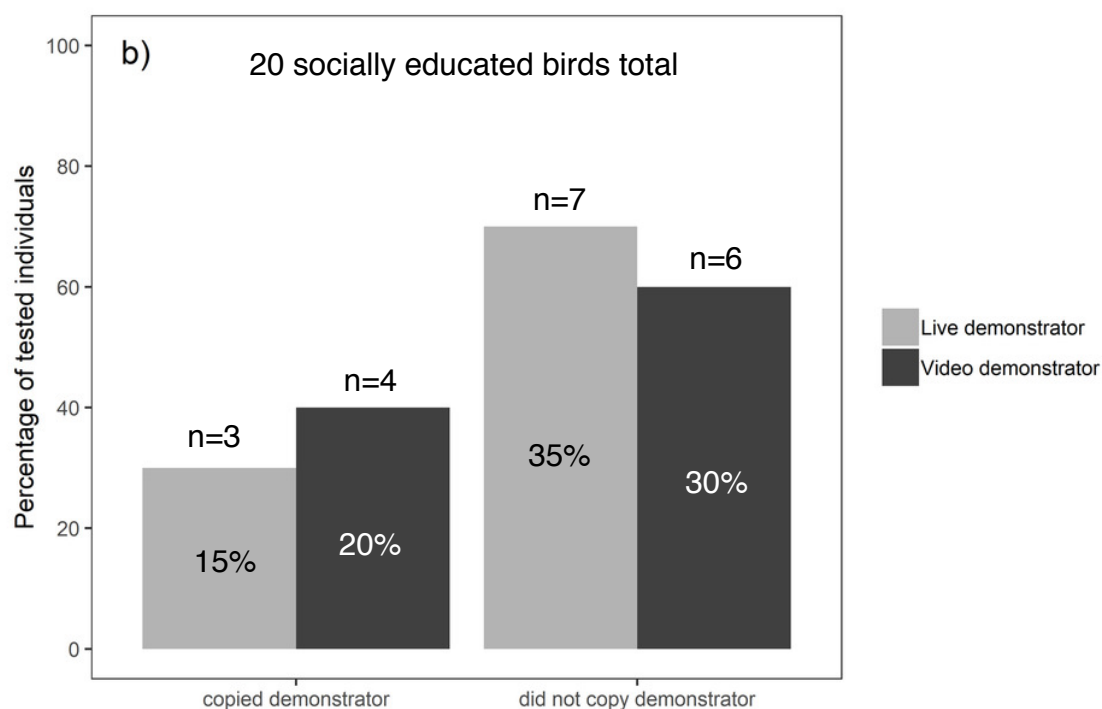
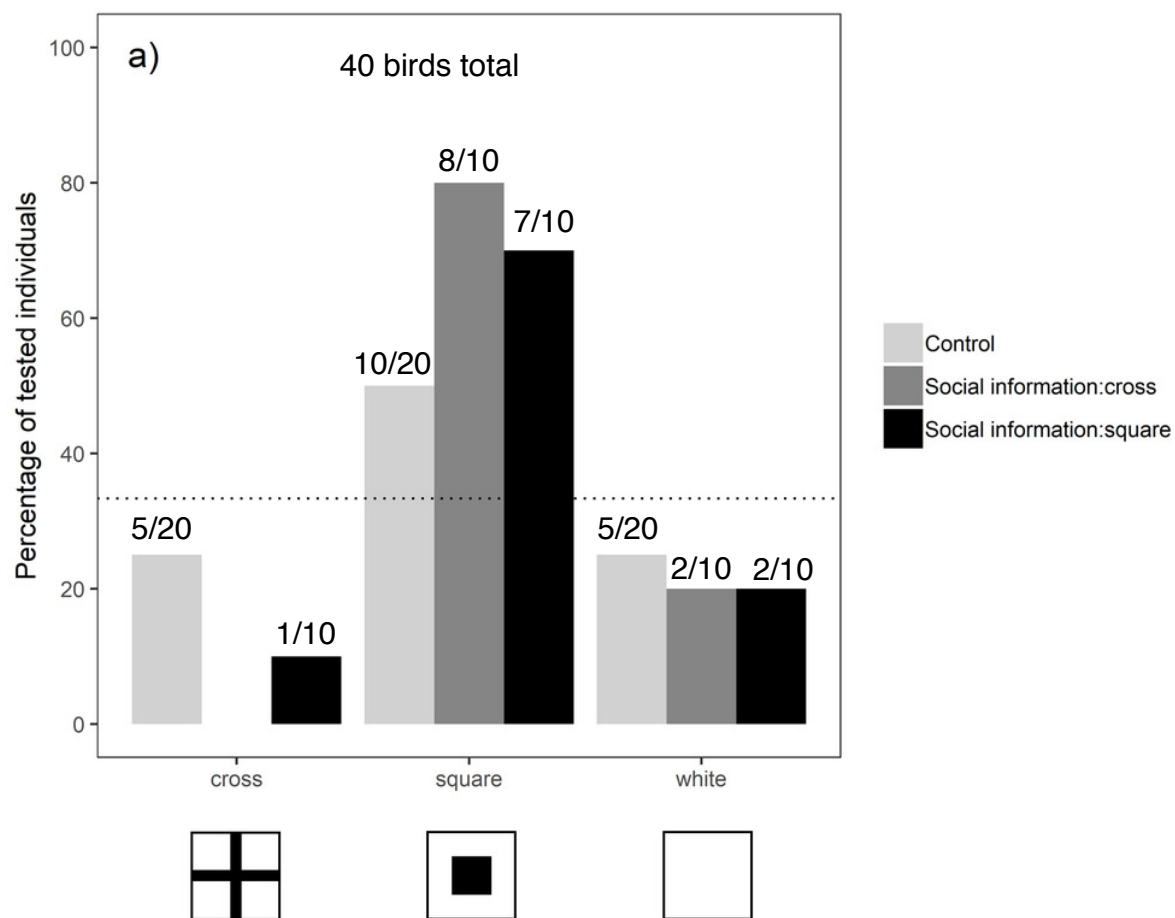
Birds' (n = 40) foraging choices in the experiment.

(A) The percentage of birds choosing each symbol when they were presented (live and video demonstrations combined) (i) a tray only (light grey bars, n = 20), (ii) social information of a demonstrator choosing a cross (dark grey bars, n = 10), or (iii) social information of a demonstrator choosing a square (black bars, n = 10). If birds did not have any preferences towards the symbol, each symbol was predicted to be chosen with 1/3 probability. This is represented by the dotted line (33 %) and the bars above the line indicate birds' preference towards that symbol. (B) Percentage of socially educated birds that copied the demonstrator (i.e. chose the same symbol as a demonstrator vs. one of the other two symbols) after seeing a live demonstrator (light grey bars, n = 10) or video playback of a demonstrator (dark grey bars, n = 10).

Please, see comments

In the absence of any symbol preference by the birds, each was predicted to be chosen with 1/3 probability.

Reviewer suggestion: "Percentage of tested individuals (per condition)"



Text and numbers have been added on these figures only to illustrate my point.