

A modification of the leaf-bags method to assess spring ecosystem functioning: benthic invertebrates and leaf-litter breakdown in Vera Spring (Central Italy)

Giovanni Cristiano^{1,*}, Bruno Cicolani², Francesco Paolo Miccoli² and Antonio Di Sabatino^{1,*}

¹ Department of Life, Health and Environmental Sciences, University of L'Aquila, L'Aquila, Italy

² Department of Civil, Construction-Architecture & Environmental Engineering, University of L'Aquila, L'Aquila, Italy

* These authors contributed equally to this work.

ABSTRACT

The evaluation of leaf detritus processing (decomposition and breakdown) is one of the most simple and cost-effective method to assess the functional characteristics of freshwater ecosystems. However, in comparison with other freshwater habitats, information on leaf litter breakdown in spring ecosystems is still scarce and fragmentary. In this paper, we present results of the first application of a variant of the leaf-bags method to assess structure of macroinvertebrate assemblages and leaf-litter breakdown in a Central Apennines (Italy) cold spring which was investigated from July 2016 to October 2016. Notwithstanding the stable conditions of almost all hydrological and physico-chemical parameters, we found significant temporal differences in (i) % of mass loss of poplar leaves (ii) number of Ephemeroptera, Plecoptera and Trichoptera taxa, (iii) shredder and predator densities. We demonstrate that detritus processing in cold springs may be faster than or as fast as in warmer streams/rivers. Shredders activity and biocoenotic interactions, rather than temperature and nutrients load, were the main drivers of the process. A routine application of the modified leaf-bags may contribute to expand our knowledge on detritus processing in cold springs and may help to predict impacts of climate warming on freshwater ecosystem functioning.

Subjects Ecology, Ecosystem Science, Climate Change Biology, Freshwater Biology

Keywords Poplar leaves, Detritus processing, Macroinvertebrates, Functional attributes, Spring ecosystems, Biocoenotic interactions

INTRODUCTION

Recent studies have highlighted the importance of structural and functional parameters to assess the ecological integrity of freshwater ecosystems (*Young, Matthaei & Townsend, 2008; Woodward et al., 2012*). The evaluation of leaf detritus processing (decomposition and breakdown) is one of the simplest and most cost-effective method to assess the functional characteristics of lotic and lentic systems and has been successfully

Submitted 18 September 2018

Accepted 10 December 2018

Published 13 February 2019

Corresponding author

Antonio Di Sabatino,
antonio.disabatino@univaq.it

Academic editor

Paolo Giordani

Additional Information and
Declarations can be found on
page 10

DOI 10.7717/peerj.6250

© Copyright

2019 Cristiano et al.

Distributed under

Creative Commons CC-BY 4.0

OPEN ACCESS

employed in a wide range of aquatic habitats under natural and anthropogenic disturbance (Chauvet *et al.*, 2016; Di Sabatino *et al.*, 2014; Gessner & Chauvet, 2002; Pinna *et al.*, 2016). Data on the relative importance of biotic and abiotic factors in affecting plant litter decomposition are also essential to predict impacts of climate warming on freshwater ecosystem functioning and global carbon fluxes (Boyero *et al.*, 2011, 2014, 2016; Jyväskylä *et al.*, 2015; Follstad Shah *et al.*, 2017). However, compared to other freshwater habitats, data on leaf-litter breakdown in spring/springbrook habitats are still scarce and fragmentary (Bartodziej & Perry, 1990; Robinson & Gessner, 2000; Sangiorgio *et al.*, 2010; Benstead & Huryn, 2011; Lehosmaa *et al.*, 2017), mostly because of the lack of standardized methodologies.

Most of the available methods for spring ecological assessment are mainly focused to evaluate biodiversity or spatial and temporal variation of crenic assemblages, rarely allowing for a concomitant evaluation of functional parameters (Di Sabatino *et al.*, 2018). Therefore, excluding some older seminal papers (Odum, 1957; Teal, 1957; Tilly, 1968; Williams & Hogg, 1988) information on ecosystem-level processes in springs is still rudimentary (Robinson *et al.*, 2008).

Recently, Di Sabatino *et al.* (2018) proposed the leaf-nets as a new quantitative method for sampling benthic invertebrates in spring habitats and demonstrated that, compared to other active and passive methods, leaf-nets were effective in describing the organization of spring assemblages with negligible impacts on microhabitats and populations of such delicate and fragile ecosystems. The leaf-nets are essentially a slight modification of the widely used leaf-bags and may be employed for a concomitant evaluation of structural and functional attributes (detritus processing) of spring ecosystems. The present paper thus aims (i) to demonstrate how the modified leaf-bags can be successfully used to assess leaf-litter breakdown in springs, (ii) to add new data on the rate of leaf detritus processing in spring habitats, and (iii) to make some preliminary considerations on the main factors affecting detritus breakdown in cold springs. We predicted that detritus decomposition in hydrologically and physico-chemically stable springs would be mainly driven by biotic factors and that the modified leaf-bags would allow a reliable ecological characterization of these ecosystems.

MATERIALS AND METHODS

Study site

The study area was located at “Capo Tempera” (coordinates 42°22′21.42″N, 13°27′30.51″E; altitude 664 m asl), one of the main resurgences of the complex of karst–limestone “Vera Springs” (L’Aquila, Abruzzo, Central Italy). The spring (rheocrene) is mostly shaded by dense riparian vegetation (*Populus nigra* and *Salix alba*) and is characterized by low concentration of nutrients, stable discharge ($\sim 0.3 \text{ m}^3 \text{ s}^{-1}$), almost constant temperature ($\sim 8 \text{ }^\circ\text{C}$) and slight variation in other physico-chemical parameters (Cristiano, 2015; Di Sabatino *et al.*, 2018). For a more detailed description of the study area see Cristiano (2015). Field experiments were authorized by the Managing Committee of Vera Spring natural reserve.

Construction technique, field, and laboratory procedures

Leaf-litter breakdown in Vera Spring was assessed by using the modified leaf-bags method (Di Sabatino *et al.*, 2016, 2018). The device is formed by two PVC nets (0.10 m * 0.15 m, mesh size 0.01 m—Fig. 1A) filled with a layer of previously dried *P. nigra* leaves (Figs. 1B and 1C). Two of these units (area of 0.06 m²) were assembled using plastic coated steels (Figs. 1D and 1E); but see Di Sabatino *et al.* (2016, 2018) for details on construction technique and materials used.

In total, 24 bags were assembled and numbered for the subsequent identification after the retrieval phase. For each bag, the initial dry mass of poplar leaves (~3 g) was determined with an analytical balance (± 0.01 g).

In June 2016, six of these modified bags were randomly placed near the spring source (depth ~0.2 m; current velocity ~0.3 m s⁻¹), firmly anchored to the spring bottom by using steel rods or fishing sinkers or boulders and stones, in relation to substrate coarseness. The retrieval phase, after 33 days of submersion, was conducted with care to avoid loss of organisms and residual leaf material. The leaf-bags were gently removed from their anchorage structures and immediately placed in a white tray. The residual material on the tray were put in plastic bags, labelled and transported to the laboratory in a portable cooler. This sampling procedure was repeated monthly from July 2016 to October 2016. In the laboratory, leaf-bags were gently washed, and macroinvertebrates were separated from the remaining leaf detritus. Poplar leaves were left for a week on a layer of absorbent paper in a dry and ventilated laboratory room and finally dried in a thermostatic oven at 60 °C for 72 h. The amount of remaining dry mass of poplar leaves was recorded with an analytical balance (± 0.01 g) and these data were used to determine the dry mass loss of *P. nigra* detritus. The decomposition rate (k) was calculated according to Petersen & Cummins (1974), following the widely used exponential model of Olson (1963): $M_t = M_0 * e^{-k * t}$ where M_0 is the initial dry mass, M_t represents the remaining dry mass, and t is the time of immersion (33 days). We also calculated the half-life time of poplar detritus consumption as $t_{50} = 0.693/k$, the turnover time as $T = 1/k$ and the percentage of daily mass loss as $(1 - e^{-k}) * 100$ (Pinna *et al.*, 2003).

All macroinvertebrate organisms sampled were stored in 70% ethanol and were counted and identified to the lowest taxonomic level (family, genus, or species) with a stereo microscope (Leica MZ9.5). Each taxon was assigned to a Functional Feeding Group (FFG) according to Merritt & Cummins (1996) and Tachet *et al.* (2000). At each sampling occasion, some physico-chemical parameters were recorded by using a multiparameter probe (Hach-Lange HQ40D multi). Concentrations of N-NO₃⁻ and reactive-P were measured in laboratory following spectrophotometric standard procedures (Hach DR-2000).

Statistical analysis

We assessed temporal differences in leaf detritus breakdown by applying one-way analysis of variance (ANOVA) with % of dry mass loss of poplar leaves as dependent variable and “month” (four levels: July, August, September, October) as discriminating factor. The data were analyzed in the context of a balanced design ($n = 6$ for all levels).




Figure 1 Leaf-nets. Photos showing the construction details of the modified leaf-bags; (A-E) coarse mesh (0.01 m), (F) fine mesh (500 μ m)-not utilized in the present study. See text for more explanations.

Full-size  DOI: [10.7717/peerj.6250/fig-1](https://doi.org/10.7717/peerj.6250/fig-1)

Table 1 Physico-chemical parameters of Vera Spring.

Parameter	min	max	mean (\pm SD)
Temperature ($^{\circ}$ C)	8.0	8.5	8.3 (0.2)
pH	7.3	7.8	7.6 (0.2)
Conductivity (μ S cm^{-1})	279	286	282 (3)
Dissolved oxygen (mg L^{-1})	10.3	10.5	10.4 (0.1)
N- NO_3^- (mg L^{-1})	0.43	0.61	0.53 (0.08)
Reactive-P (mg L^{-1})	0.012	0.014	0.013 (0.001)

Note:

Mean values and range of variation of some physico-chemical parameters recorded in Vera Spring during the 4-months period of investigation.

ANOVA was also applied to detect differences in the structure of assemblages using taxa richness, number of Ephemeroptera, Plecoptera and Trichoptera (EPT) taxa and invertebrate density ($\log(x+1)$ transformed) as dependent variables. Assumptions of data normality and homogeneity of variances were previously verified with Anderson–Darling test and Levene test, respectively. Tukey's post hoc test was applied when significant differences were detected by ANOVA.

The composition of macroinvertebrate assemblages in leaf-bags retrieved from July 2016 to October 2016 was compared using permutational multivariate analysis of variance (PERMANOVA) on the matrix of Bray–Curtis similarity, after $\log(x+1)$ transformation of taxa densities and the non-metric multidimensional scaling (nMDS) method was applied to plot the observed differences. PERMANOVA was also applied to detect differences in the functional organization of assemblages (Bray–Curtis similarity on $\log(x+1)$ transformed FFG densities). For each FFG, differences among the four periods were also assessed using one-way ANOVA after $\log(x+1)$ transformation of original densities.

Statistical analyses were performed with XLSTAT 2014.1.09 and PRIMER v6.1.16 & PERMANOVA + v1.0.6. The significance threshold for all analyses was set at $p = 0.05$.

RESULTS

Waters of Vera Spring are characterized by almost constant temperature, pH, conductivity, and Oxygen content and by low nutrient concentrations (Table 1).

On average, after 33 days of immersion, the mass loss of *P. nigra* leaves was 1.73 ± 0.40 g, equivalent to $60\% \pm 8\%$ of the initial dry mass (Data S1) and accounting for a mean breakdown rate of $k = 0.0285 \pm 0.0063 \text{ day}^{-1}$ (range: 0.0178–0.0383 day^{-1}). The half-life (t_{50}) of the initial leaf mass was on average 24 days, the percentage of daily mass loss was 3% and the turnover time (T) was 35 days. There was a significant difference in dry mass loss among the four sampling periods (ANOVA, $F_{3,23} = 8.311$, $p = 0.001$); leaf litter breakdown gradually decreased from a peak of $68\% \pm 2\%$ in July to $52\% \pm 4\%$ in October (Fig. 2).

During the whole period of observation, the modified leaf-bags were colonized by 23 macroinvertebrate taxa and 5,412 individuals (Data S1). The crenobiont gastropod *Belgrandia minuscola* (Paulucci, 1881) and the amphipod *Gammarus elvirae*

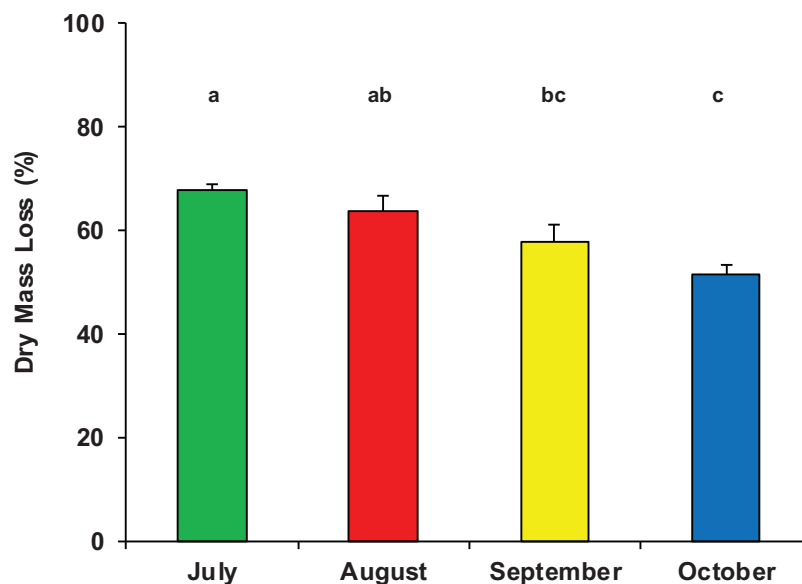


Figure 2 Dry mass loss of poplar leaves in Vera Spring. Mean (+1 SE) % dry mass loss of poplar leaves in modified leaf-bags retrieved from Vera Spring after 33 days of incubation, from July 2016 to October 2016. Letters above bars indicate significant differences after Tukey's post hoc test.

Full-size DOI: [10.7717/peerj.6250/fig-2](https://doi.org/10.7717/peerj.6250/fig-2)

(Iannilli & Ruffo, 2002) dominated the assemblages with more than 80% of the individuals cumulatively collected. On average, taxa richness was 7.7 ± 1.7 taxa per bag, with a mean density of $3,758 \pm 2,002$ ind. m^{-2} . Assemblage richness did not show significant differences among the four sampling periods (ANOVA, $F_{3,23} = 1.870$, $p = 0.167$), but it tended to be higher in July (8.5 ± 1.4 taxa) and lower in August (6.6 ± 1.2 taxa). The density of macroinvertebrate assemblages also did not vary significantly among the four sampling periods (ANOVA, $F_{3,23} = 0.053$, $p = 0.983$), although it tended to be higher in July ($4,053 \pm 2,699$ ind. m^{-2}) and lower (about 3,000 ind. m^{-2}) in the three successive months. Conversely, the number of EPT taxa showed significant temporal variation (ANOVA, $F_{3,23} = 10.126$, $p < 0.0002$), with a high peak in July (3.3 ± 1.2 EPT taxa) and quite lower values in August, September, and October (Fig. 3).

The composition of assemblages varied significantly during the period of observation (PERMANOVA, pseudo- $F_{3,23} = 3.636$, p (perm) = 0.001). Results of pair-wise tests demonstrated that assemblages colonizing leaf material in July were significantly different from those of the three successive months (Table S1; Fig. 4).

Significant differences were also found in the overall functional organization of assemblages (PERMANOVA, pseudo- $F_{3,23} = 6.982$, p (perm) = 0.001). Compared to August, September, and October (no significant variation), the functional organization of assemblages in July was rather distinct (Table S2). This was mainly due to a higher density of shredders and, marginally, gathering-collectors. In contrast, predator's density was significantly lower in July while temporal differences were not significant for grazers/scrapers (Table S3; Fig. 5).

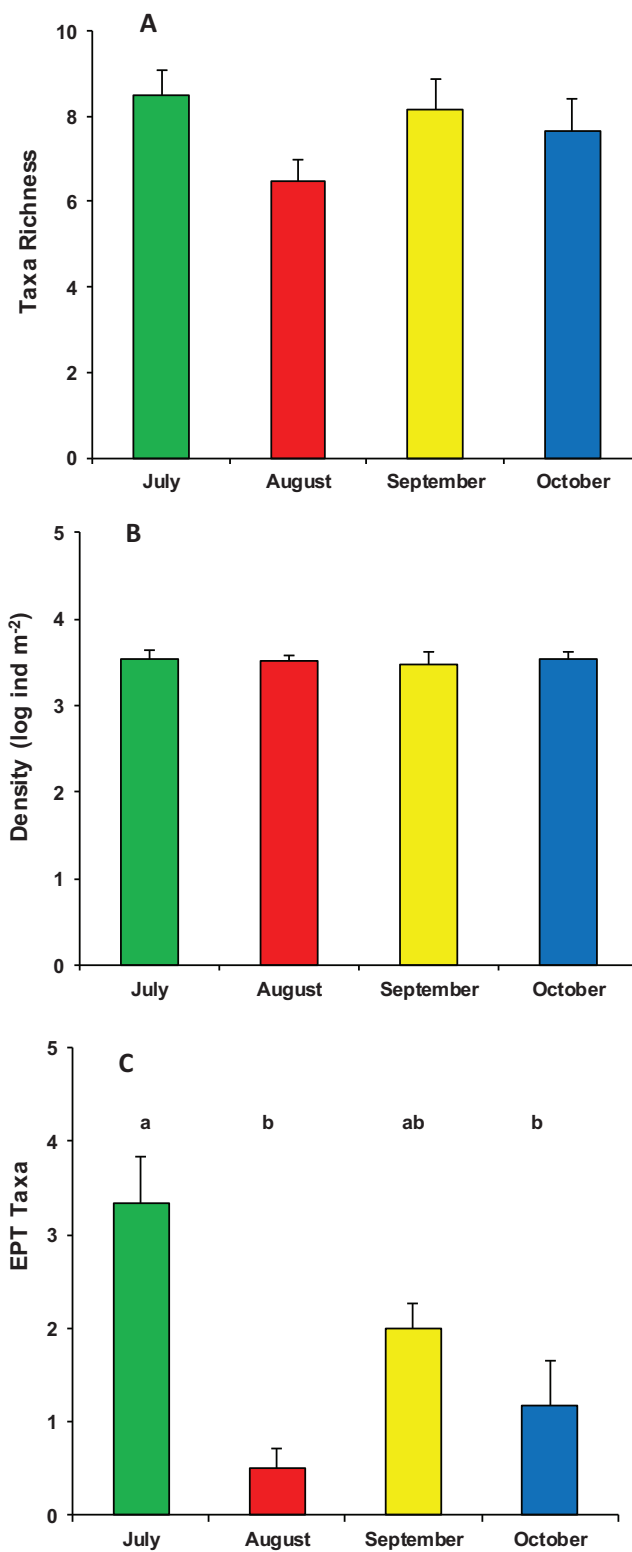


Figure 3 Structure of macroinvertebrate assemblages in Vera Spring. Mean (+1 SE) taxa richness (A), density (B), and number of EPT taxa (C) of macroinvertebrate assemblages in modified leaf-bags retrieved from Vera Spring after 33 days of incubation, from July 2016 to October 2016. Letters above bars indicate significant differences after Tukey's post hoc test. [Full-size !\[\]\(fd7fe780e8fd8eece60268c87d0c3e04_img.jpg\) DOI: 10.7717/peerj.6250/fig-3](https://doi.org/10.7717/peerj.6250/fig-3)

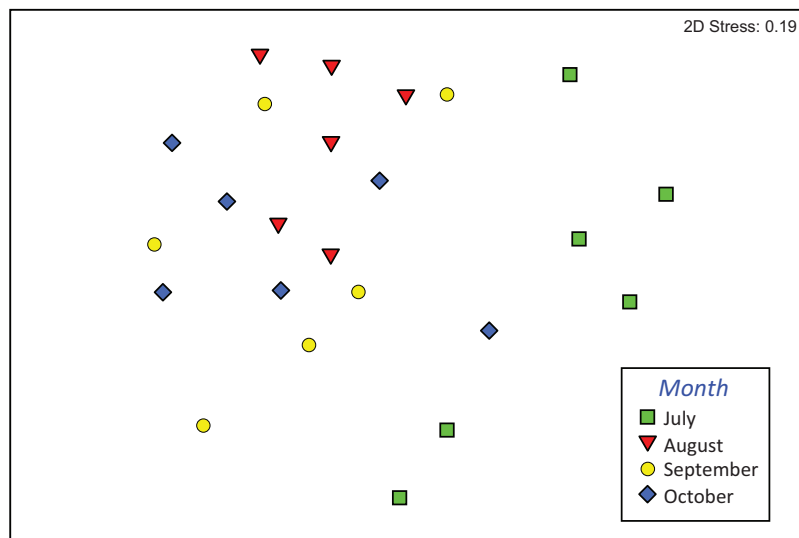


Figure 4 Composition of macroinvertebrate assemblages in Vera Spring. nMDS ordination (first and second axis) of assemblages composition (Bray–Curtis similarity on $\log(x+1)$ transformed densities) in modified leaf-bags retrieved from Vera Spring after 33 days of incubation, from July 2016 to October 2016. [Full-size !\[\]\(5fd6ef84f97f42d7f8b34275f1b65312_img.jpg\) DOI: 10.7717/peerj.6250/fig-4](https://doi.org/10.7717/peerj.6250/fig-4)

DISCUSSION

Although we used a slightly different method and only a single measure, after 33 days of incubation the breakdown rate of poplar leaves in Vera Spring (range $0.017\text{--}0.038\text{ day}^{-1}$) was higher than that reported for high order streams, lakes, and floodplain ponds (range $0.0051\text{--}0.0230\text{ day}^{-1}$; [Chergui & Pattee, 1988](#); [Baldy, Gessner & Chauvet, 1995](#); [Baldy et al., 2002](#); [Bottolier-Curtet et al., 2011](#); [Langhans et al., 2008](#); [Pabst et al., 2008](#)). Our k values were also comparable or slightly higher than those observed in third-order Mediterranean streams (range $0.010\text{--}0.037\text{ day}^{-1}$; [Menéndez et al., 2001](#); [Menéndez, Hernández & Comín, 2003](#)). The faster decomposition rate of *P. nigra* leaves (0.055 day^{-1}) found by [Abril, Muñoz & Menéndez \(2016\)](#) in an intermittent fourth-order Iberian stream was essentially due to the low incubation time (11 days) of leaf-bags (the leaves loss more mass during the first phase of the breakdown process).

Therefore, despite the constant cold temperature and the marked oligotrophic status of Vera Spring, leaf litter breakdown was faster than that of other warmer and nutrient enriched freshwater habitats. In accordance with our results, [Lehosmaa et al. \(2017\)](#) found that detritus breakdown of *Alnus incana* leaves in Finnish cold springs (temperature range $2.7\text{--}7.0\text{ °C}$) was twofold higher than that of a mountain stream in southern Poland ([Galas, 1995](#)), while no substantial differences were found in the breakdown rate of American elm leaves between cold springs and first/second order streams in North America ([Gazzera, Cummins & Salmoiraghi, 1991](#); [Sangiorgio et al., 2010](#)). Furthermore, [Benstead & Hury \(2011\)](#) demonstrated that the breakdown rate of *Salix alaxensis* leaves in an Alaska cold spring (temperature range $3.7\text{--}7.8\text{ °C}$) was similar to that found in streams at lower latitudes with temperature of about 26 °C .

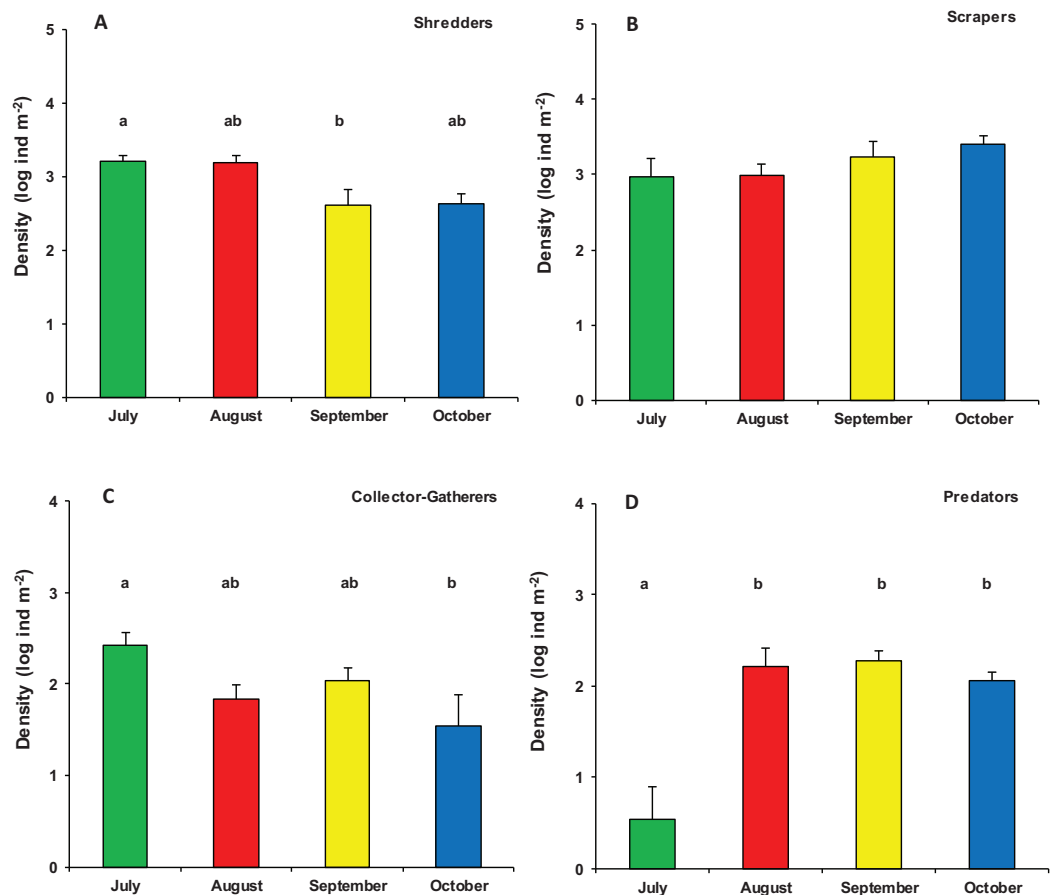


Figure 5 Functional organization of macroinvertebrate assemblages in Vera Spring. Mean density (+1 SE) of Functional Feeding Groups ((A) Shredders; (B) Scrapers; (C) Collector-Gatherers; (D) Predators) in modified leaf-bags retrieved from Vera Spring after 33 days of incubation, from July 2016 to October 2016. Letters above bars indicate significant differences after Tukey's post hoc test.

Full-size DOI: 10.7717/peerj.6250/fig-5

Therefore, we can assume that factors other than temperature and nutrients may play a key role in determining the high rate of detritus processing in cold springs. In fact, notwithstanding the stable conditions of temperature and other hydrological and physico-chemical parameters, we found significant temporal differences in the breakdown rate of poplar leaves in Vera Spring. Detritus processing was faster in July, when the density of shredder organisms was significantly higher and when the abundance of predators was distinctly lower. Therefore, according to *Benstead & Huryn (2011)*, it seems that leaf litter breakdown is mainly driven by shredders activity. In addition, considering that predator's diversity and abundance may significantly influence the decomposition process in freshwaters (*Malmqvist, 1993; Ruetz, Newman & Vondracek, 2002; Lecerf & Richardson, 2011; Majidi et al., 2014, 2015*), we can also speculate about a possible top-down control of detritus processing in Vera Spring. However, further studies in springs with different typology and extended over a larger temporal scale are needed to confirm our hypothesis.

CONCLUSIONS

Our study adds new data on leaf litter breakdown in cold springs. Detritus processing in these ecosystems may be faster than warmer streams and other freshwater habitats. Furthermore, we found that in a thermally and chemically stable spring, seasonal variations in the rate of detritus processing could be mainly influenced by detritivore activity and biocoenotic interactions. However, the differential role of microorganism decomposers and invertebrate detritivores should be further investigated.

Although our findings are based on a single-site observation, we firmly believe that the modified leaf-bags (*Di Sabatino et al., 2016, 2018*) may substantially contribute to a better ecological characterization of springs, allowing a concomitant evaluation of structural and functional characteristics of these ecosystems. Further studies on detritus processing in cold springs may help to predict impacts of climate warming on freshwater ecosystem functioning and global carbon fluxes.

ACKNOWLEDGEMENTS

We wish to thank Paola Lombardo (Limno Consulting, Rome, Italy) for English language revision and useful comments on a first draft of the manuscript. Comments and suggestions of three anonymous reviewers substantially improved the text.

ADDITIONAL INFORMATION AND DECLARATIONS

Funding

The research was funded by a grant of the Regione Abruzzo (DPC-024). There was no additional external funding received for this study. The funders had no role in study design, data collection and analysis, decision to publish, or preparation of the manuscript.

Grant Disclosure

The following grant information was disclosed by the authors:
Grant of the Regione Abruzzo: DPC-024.

Competing Interests

The authors declare that they have no competing interests.

Author Contributions

- Giovanni Cristiano conceived and designed the experiments, performed the experiments, analyzed the data, prepared figures and/or tables, authored or reviewed drafts of the paper, approved the final draft.
- Bruno Cicolani analyzed the data, authored or reviewed drafts of the paper, approved the final draft.
- Francesco Paolo Miccoli performed the experiments, contributed reagents/materials/analysis tools, prepared figures and/or tables, approved the final draft.
- Antonio Di Sabatino conceived and designed the experiments, performed the experiments, analyzed the data, authored or reviewed drafts of the paper, approved the final draft.

Field Study Permissions

The following information was supplied relating to field study approvals (i.e., approving body and any reference numbers):

Field experiments were authorized after phone contacts by Dott. Dina Del Tosto, secretary of the managing committee of the Vera Spring natural reserve.

Data Availability

The following information was supplied regarding data availability:

Raw data on list and abundance of taxa and dry mass loss of poplar leaves in the six replicates during the four months period of observation are provided in the [Supplemental File](#).

Supplemental Information

Supplemental information for this article can be found online at <http://dx.doi.org/10.7717/peerj.6250#supplemental-information>.

REFERENCES

- Abril M, Muñoz I, Menéndez M. 2016. Heterogeneity in leaf litter decomposition in a temporary Mediterranean stream during flow fragmentation. *Science of the Total Environment* 553:330–339 DOI 10.1016/j.scitotenv.2016.02.082.
- Baldy V, Chauvet E, Charcosset J, Gessner MO. 2002. Microbial dynamics associated with leaves decomposing in the mainstem and floodplain pond of a large river. *Aquatic Microbial Ecology* 28:25–36 DOI 10.3354/ame028025.
- Baldy V, Gessner MO, Chauvet E. 1995. Bacteria, fungi and the breakdown of leaf litter in a large river. *Oikos* 74(1):93–102 DOI 10.2307/3545678.
- Bartodziej W, Perry JA. 1990. Litter processing in diffuse and conduit springs. *Hydrobiologia* 206(2):87–97 DOI 10.1007/bf00018635.
- Benstead JP, Huryn AD. 2011. Extreme seasonality of litter breakdown in an arctic spring-fed stream is driven by shredder phenology, not temperature. *Freshwater Biology* 56(10):2034–2044 DOI 10.1111/j.1365-2427.2011.02635.x.
- Bottolier-Curtet M, Charcosset J, Planty-Tabacchi A, Tabacchi E. 2011. Degradation of native and exotic riparian plant leaf litter in a floodplain pond. *Freshwater Biology* 56(9):1798–1810 DOI 10.1111/j.1365-2427.2011.02620.x.
- Boyero L, Cardinale BJ, Bastian M, Pearson RG. 2014. Biotic vs. abiotic control of decomposition: a comparison of the effects of simulated extinctions and changes in temperature. *PLOS ONE* 9(1):e87426 DOI 10.1371/journal.pone.0087426.
- Boyero L, Pearson RG, Gessner MO, Barbuta LA, Ferreira V, Graça MA, Dudgeon D, Boulton AJ, Callisto M, Chauvet E, Helson JE, Bruder A, Albariño AJ, Yule CM, Arunachalam M, Davies JN, Figueroa R, Flecker AS, Ramirez A, Death RG, Iwata T, Mathooko JM, Mathuriau C, Gonçalves JF Jr, Moretti MS, Jinggut T, Lamothe S, M'Erimba C, Ratnarajah L, Schindler MH, Castela J, Buria LM, Cornejo A, Villanueva VD, West DC. 2011. A global experiment suggests climate warming will not accelerate litter decomposition in streams but might reduce carbon sequestration. *Ecology Letters* 14(3):289–294 DOI 10.1111/j.1461-0248.2010.01578.x.
- Boyero L, Pearson RG, Hui C, Gessner MO, Pérez J, Alexandrou MA, Graça MAS, Cardinale BJ, Albariño RJ, Arunachalam M, Barmuta LA, Boulton AJ, Bruder A, Callisto M, Chauvet E,

- Death RG, Dudgeon D, Encalada AC, Ferreira V, Figueroa R, Flecker AS, Gonçalves JF Jr, Helson J, Iwata T, Jinggut T, Mathooko J, Mathurieu C, M'Erumba C, Moretti MS, Pringle CM, Ramírez A, Ratnarajah L, Rincon J, Yule CM. 2016. Biotic and abiotic variables influencing plant litter breakdown in streams: a global study. *Proceedings of the Royal Society B: Biological Sciences* 283(1829):20152664 DOI 10.1098/rspb.2015.2664.
- Chauvet E, Ferreira V, Giller PS, McKie BG, Tieggs SD, Woodward G, Eloisei A, Dobson M, Fleituch T, Graça MAS, Gulis V, Hladyz S, Lacoursière JO, Lecerf A, Pozo J, Preda E, Riipinen M, Rîșnoveanu G, Vadineanu A, Vought LBM, Gessner MO. 2016. Litter decomposition as an indicator of stream ecosystem functioning at local-to-continental scales: insights from the European RivFunction project. *Advances in Ecological Research* 55:99–182 DOI 10.1016/bs.aecr.2016.08.006.
- Chergui H, Pattee E. 1988. The impact of benthic invertebrates on the breakdown of poplar leaves in the network of a large European river. *Archiv für Hydrobiologie* 113:15–25.
- Cristiano G. 2015. Biodiversità e funzionamento degli ecosistemi lotici: importanza del metodo nell'analisi dei parametri strutturali e funzionali della comunità macrobentonica in ambiente sorgivo e in differenti tipologie di corsi d'acqua. D. Phil. thesis. University of L'Aquila.
- Di Sabatino A, Cristiano G, Di Sanza D, Lombardo P, Giansante C, Caprioli R, Vignini P, Miccoli FP, Cicolani B. 2016. Leaf-Nets (LN): a new quantitative method for sampling macroinvertebrates in non-wadeable streams and rivers. *River Research and Applications* 32(6):1242–1251 DOI 10.1002/rra.2976.
- Di Sabatino A, Cristiano G, Pinna M, Lombardo P, Miccoli FP, Marini G, Vignini P, Cicolani B. 2014. Structure, functional organization and biological traits of macroinvertebrate assemblages from leaf-bags and benthic samples in a third-order stream of Central Apennines (Italy). *Ecological Indicators* 46:84–91 DOI 10.1016/j.ecolind.2014.06.005.
- Di Sabatino A, Cristiano G, Vignini P, Miccoli FP, Cicolani B. 2018. A modification of the leaf-nets method for sampling benthic invertebrates in spring habitats. *Journal of Limnology* 77:82–87 DOI 10.4081/jlimnol.2017.1675.
- Follstad Shah JJ, Kominoski JS, Ardòn M, Dodds WK, Gessner MO, Griffiths NA, Hawkins CP, Johnson SL, Lecerf A, Leroy CJ, Manning DWP, Rosemond AD, Sinsabaugh RL, Swan CM, Webster JR, Zeglin LH. 2017. Global synthesis of the temperature sensitivity of leaf litter breakdown in streams and rivers. *Global Change Biology* 23:3064–3075 DOI 10.1111/gcb.13609.
- Galas J. 1995. Alder, *Alnus incana* (L.) Mnch, leaf decomposition in a high mountain stream. *Acta Hydrobiologica* 37:197–203.
- Gazzera S, Cummins KW, Salmoiraghi G. 1991. A comparison of leaf litter processing in Maryland and Italian streams. *Verhandlungen der Internationalen Vereinigung für Theoretische und Angewandte Limnologie* 24(3):1703–1706 DOI 10.1080/03680770.1989.11899053.
- Gessner MO, Chauvet E. 2002. A case for using litter breakdown to assess functional stream integrity. *Ecological Applications* 12(2):498–510 DOI 10.1890/1051-0761(2002)012[0498:acfulb]2.0.co;2.
- Jyväsjärvi J, Marttila H, Rossi PM, Ala-Aho P, Olofsson P, Nisel J, Backman B, Ilmonen J, Virtanen R, Paasivirta L, Britschgi R, Kløve B, Muotka T. 2015. Climate-induced warming imposes a threat to North European spring ecosystems. *Global Change Biology* 21(12):4561–4569 DOI 10.1111/gcb.13067.
- Langhans SD, Tieggs SD, Gessner MO, Tockner K. 2008. Leaf-decomposition heterogeneity across a riverine floodplain mosaic. *Aquatic Sciences* 70(3):337–346 DOI 10.1007/s00027-008-8062-9.
- Lecerf A, Richardson JS. 2011. Assessing the functional importance of large-bodied invertebrates in experimental headwater streams. *Oikos* 120(6):950–960 DOI 10.1111/j.1600-0706.2010.18942.x.

- Lehosmaa K, Jyväsjärvi J, Virtanen R, Rossi PM, Rados D, Chuzhekova T, Markkola A, Ilmonen J, Muotka T. 2017. Does habitat restoration enhance spring biodiversity and ecosystem functions? *Hydrobiologia* 793(1):161–173 DOI 10.1007/s10750-016-2760-4.
- Majidi N, Boich A, Traunspurger W, Lecerf A. 2014. Predator effects on a detritus-based food web are primarily mediated by non-trophic interactions. *Journal of Animal Ecology* 83(4):953–962 DOI 10.1111/1365-2656.12189.
- Majidi N, Traunspurger W, Richardson JS, Lecerf A. 2015. Small stonefly predators affect microbenthic and meiobenthic communities in stream leaf packs. *Freshwater Biology* 60(9):1930–1943 DOI 10.1111/fwb.12622.
- Malmqvist B. 1993. Interactions in stream leaf packs: effects of a stonefly predator on detritivores and organic matter processing. *Oikos* 66(3):454–462 DOI 10.2307/3544940.
- Menéndez M, Hernández O, Comín FA. 2003. Seasonal comparisons of leaf processing rates in two Mediterranean rivers with different nutrient availability. *Hydrobiologia* 495:159–169.
- Menéndez M, Martínez M, Hernández O, Comín FA. 2001. Comparison of leaf decomposition in two Mediterranean rivers: a large eutrophic river and an oligotrophic stream (S Catalonia, NE Spain). *International Review of Hydrobiology* 86(4–5):475–486 DOI 10.1002/1522-2632(200107)86:4/5<475::aid-iroh475>3.0.co;2-5.
- Merritt RW, Cummins KW. 1996. *An introduction to the aquatic insects of North America*. Third Edition. Debuque: Kendall Hunt Publishing Co.
- Odum HT. 1957. Trophic structure and productivity of Silver Springs, Florida. *Ecological Monographs* 27(1):55–112 DOI 10.2307/1948571.
- Olson JS. 1963. Energy storage and the balance of producers and decomposers in ecological systems. *Ecology* 44(2):322–330 DOI 10.2307/1932179.
- Pabst S, Scheifhacken N, Hesselschwerdt J, Wantzen KM. 2008. Leaf litter degradation in the wave impact zone of a pre-alpine lake. *Hydrobiologia* 613(1):117–131 DOI 10.1007/s10750-008-9477-y.
- Petersen RC, Cummins KW. 1974. Leaf processing in a woodland stream. *Freshwater Biology* 4(4):343–368 DOI 10.1111/j.1365-2427.1974.tb00103.x.
- Pinna M, Marini G, Cristiano G, Mazzotta L, Vignini P, Cicolani B, Di Sabatino A. 2016. Influence of aperiodic summer droughts on leaf litter breakdown and macroinvertebrate assemblages: testing the drying memory in a Central Apennines River (Aterno River, Italy). *Hydrobiologia* 782(1):111–126 DOI 10.1007/s10750-016-2854-z.
- Pinna M, Sangiorgio F, Fonnesu A, Basset A. 2003. Spatial analysis of plant detritus processing in a Mediterranean river type: the case of the River Tirso Basin (Sardinia, Italy). *Journal of Environmental Sciences* 15:227–240.
- Robinson CT, Gessner MO. 2000. Nutrient addition accelerates leaf breakdown in an alpine springbrook. *Oecologia* 122(2):258–263 DOI 10.1007/pl00008854.
- Robinson CT, Schmid D, Svoboda M, Bernasconi SM. 2008. Functional measures and food webs of high elevation springs in the Swiss alps. *Aquatic Sciences* 70(4):432–445 DOI 10.1007/s00027-008-8125-y.
- Ruetz CR, Newman RM, Vondracek B. 2002. Top-down control in a detritus-based food web: fish, shredders, and leaf breakdown. *Oecologia* 132(2):307–315 DOI 10.1007/s00442-002-0953-1.
- Sangiorgio F, Glazier DS, Mancinelli G, Basset A. 2010. How can habitat size influence leaf litter decomposition in five mid-Appalachian springs (USA)? The importance of the structure of the detritivorous guild. *Hydrobiologia* 654:227–236.

- Tachet H, Bournaud M, Richoux P, Usseglio-Polatera P. 2000.** *Invertébrés d'Eau Douce: Systématique, Biologie, Écologie*. Paris: CNRS.
- Teal JM. 1957.** Community metabolism in a temperate cold spring. *Ecological Monographs* 27(3):283–302 DOI [10.2307/1942187](https://doi.org/10.2307/1942187).
- Tilly LJ. 1968.** The structure and dynamics of Cone Spring. *Ecological Monographs* 38(2):169–197 DOI [10.2307/1942291](https://doi.org/10.2307/1942291).
- Williams DD, Hogg ID. 1988.** The ecology and production of invertebrates in a Canadian coldwater spring. *Holarctic Ecology* 11:41–54.
- Woodward G, Gessner MO, Giller PS, Gulis V, Hladyz S, Lecerf A, Malmqvist B, McKie BG, Tiegs SD, Cariss H, Dobson M, Eloegi A, Ferreira V, Graça MAS, Fleituch T, Lacoursière JO, Nistorescu M, Pozo J, Risnoveanu G, Schindler M, Vadineanu A, Vought LBM, Chauvet E. 2012.** Continental-scale effects of nutrient pollution on stream ecosystem functioning. *Science* 336(6087):1438–1440 DOI [10.1126/science.1219534](https://doi.org/10.1126/science.1219534).
- Young RG, Matthaei CD, Townsend CR. 2008.** Organic matter breakdown and ecosystem metabolism: functional indicators for assessing river ecosystem health. *Journal of North American Benthological Society* 27(3):605–625 DOI [10.1899/07-121.1](https://doi.org/10.1899/07-121.1).