

Floating nurseries? Scyphozoan jellyfish, their food and their rich symbiotic fauna in a tropical estuary

José M Riascos ^{Corresp., 1}, Willington Aguirre ², Charlotte Hopfe ³, Diego Morales ¹, Ángela Navarrete ¹, José Tavera ¹

¹ Department of Biology, Universidad del Valle, Cali, Colombia

² Bahía Málaga, Consejo Comunitario Comunidad Negra de La Plata Bahía Málaga, Buenaventura, Colombia

³ Department of Biomaterials, Universität Bayreuth, Bayreuth, Germany

Corresponding Author: José M Riascos

Email address: jose.m.riascos@correounivalle.edu.co

The anthropogenic modification of basal trophic pathways is seemingly prompting the increase of jellyfish populations at the expense of planktivorous fishes. However, gross generalizations are often made because the most basic aspects of trophic ecology and the diverse interactions of jellyfish with fishes remain poorly described. Here we inquire on the dynamics of food consumption of the medusoid stage of the scyphozoan jellyfish *Stomolophus meleagris* and characterize the traits and diversity of its symbiotic community. *S. meleagris* and their associated fauna were sampled in surface waters between November 2015 and April 2017 in Málaga Bay, an estuarine system at the Colombian Pacific. Stomach contents of medusae were examined and changes in prey composition and abundance over time analysed using a multivariate approach. The associated fauna was identified and the relationship between the size of medusae and the size their symbionts tested using least-square fitting procedures. The presence of *S. meleagris* medusa in surface waters was seasonal. The gut contents analysis revealed that algae, copepods and fish early life stages were the more abundant items, and PERMANOVA analysis showed that the diet differed within the seasons ($P_{(perm)}=0.001$) but not between seasons ($P_{(perm)}=0.134$). The majority of the collected medusae (50.4 %) were associated to individuals of 11 symbiotic species, 95.3% of them fishes, 3.1% crustaceans and 1.6% molluscs. Thereby, this study reports 10 previously unknown associations. The bell diameter of *S. meleagris* was positively related to the body sizes of their symbionts. However, a stronger fit was observed when the size relationship between *S. meleagris* and the fish *Hemicaranx zelotes* was modelled. The occurrence of *S. meleagris* was highly seasonal, and the observed patterns of mean body size through the seasons suggested the arrival of adult medusae to the estuary from adjacent waters. The diet of *S. meleagris* in the study area showed differences with previous reports, chiefly because of the consistent abundance of algae that are seemingly ingested but not digested. The low number of

zooplanktonic items in gut contents suggest the contribution of alternative food sources not easily identifiable. The observed changes in the composition of food in the guts probably reflect seasonal changes in the availability of prey items. The regular pattern in the distribution of symbionts among medusae (a single symbiont per host) and the positive host-symbiont size relationship reflects antagonistic intraspecific and interspecific behaviour of the symbiont. This strongly suggest that medusa represent an “economically defendable resource” that potentially increases the survival and recruitment of the symbionts to the adult population. We argue that, if this outcome of the symbiotic association can be proven, scyphozoan jellyfish can be regarded as floating nurseries.

1 Floating nurseries? Scyphozoan jellyfish, their food and their rich
2 symbiotic fauna in a tropical estuary

3 José M. Riascos¹, Willington Aguirre², Charlotte Hopfe³, Diego Morales¹, Ángela Navarrete¹,
 4 José Tavera¹

5 ¹Sección de Biología Marina, Departamento de Biología, Universidad del Valle, Cali, Colombia

6 ² Consejo Comunitario Comunidad Negra de La Plata Bahía Málaga, Buenaventura, Colombia.

7 ³ Biomaterials research group, Department of Biomaterials, University of Bayreuth, Bayreuth,
 8 Germany

9 Corresponding author:

10 José Riascos¹

11 Email address: jose.m.riascos@correounivalle.edu.co

12 Abstract

Background. The anthropogenic modification of basal trophic pathways is seemingly prompting the increase of jellyfish populations at the expense of planktivorous fishes. However, gross generalizations are often made because the most basic aspects of trophic ecology and the diverse interactions of jellyfish with fishes remain poorly described. Here we inquire on the dynamics of food consumption of the medusoid stage of the scyphozoan jellyfish *Stomolophus meleagris* and characterize the traits and diversity of its symbiotic community.

Methods. *S. meleagris* and their associated fauna were sampled in surface waters between November 2015 and April 2017 in Málaga Bay, an estuarine system at the Colombian Pacific. Stomach contents of medusae were examined and changes in prey composition and abundance over time analysed using a multivariate approach. The associated fauna was identified and the relationship between the size of medusae and the size their symbionts tested using least-square fitting procedures.

Results. The presence of *S. meleagris* medusa in surface waters was seasonal. The gut contents analysis revealed that algae, copepods and fish early life stages were the more abundant items, and PERMANOVA analysis showed that the diet differed within the seasons ($P_{(perm)}=0.001$) but not between seasons ($P_{(perm)}=0.134$). The majority of the collected medusae (50.4 %) were associated to individuals of 11 symbiotic species, 95.3% of them fishes, 3.1% crustaceans and 1.6% molluscs. Thereby, this study reports 10 previously unknown associations. The bell diameter of *S. meleagris* was positively related to the body sizes of their symbionts. However, a stronger fit was observed when the size relationship between *S. meleagris* and the fish *Hemicaranx zelotes* was modelled.

Discussion. The occurrence of *S. meleagris* was highly seasonal, and the observed patterns of mean body size through the seasons suggested the arrival of adult medusae to the estuary from adjacent waters. The diet of *S. meleagris* in the study area showed differences with previous reports, chiefly because of the consistent abundance of algae that are seemingly ingested but not digested. The low number of zooplanktonic items in gut contents suggest the contribution of alternative food sources not easily identifiable. The observed changes in the composition of food in the guts probably reflect seasonal changes in the availability of prey items. The regular pattern in the distribution of symbionts among medusae (a single symbiont per host) and the positive host-symbiont size relationship reflects antagonistic intraspecific and interspecific behaviour of the symbiont. This strongly suggest that medusa represent an “economically defendable resource” that potentially increases the survival and recruitment of the symbionts to the adult population. We argue that, if this outcome of the symbiotic association can be proven, scyphozoan jellyfish can be regarded as floating nurseries.

Introduction

The magnitude and frequency of population blooms of jellyfish (pelagic cnidarian and ctenophores) are seemingly increasing, along with strong impacts on marine ecosystems. The collapse of formerly rich fisheries has been linked to increasing jellyfish populations in several regions (Lynam *et al.*, 2006; Brodeur, Ruzicka & Steele 2011). However, much of the societal and even scientific perception about jellyfish and their role in ecosystems is based on speculation, limited evidence and flawed scientific practices (e.g. Haddock 2008; Richardson *et al.*, 2009; Sanz-Martín *et al.*, 2016). Trophic interactions between jellyfish and planktivorous fishes have been characterized as a combination of mutual predation and competition for planktonic food (Purcell & Arai, 2001; Lynam, 2006; Brodeur *et al.*, 2008; Richardson *et al.*, 2009). Changes in

the balance of these trophic pathways in stressed and overfished ecosystems have been hypothesized to explain massive local proliferations of jellyfish that displace planktivorous fishes and form alternate jellyfish-dominated ecosystems (Richardson *et al.*, 2009). However, trophic relationships are only known for a small portion of this polyphyletic assemblage spanning more than 2000 species (Fleming *et al.*, 2015). As a result, trophic models assessing food web structure and energy flow often ignore jellyfish or include them as a single functional group with the characteristics of an ‘average’ jellyfish whose parameterization frequently varies greatly among models (Pauly *et al.*, 2009). In fact, the hypotheses proposed to explain changes in jellyfish dominated ecosystems remain untested, partially because there is a recognition that more basic research on feeding ecology is still required (Pauly *et al.*, 2009; Richardson *et al.*, 2009; Naman *et al.*, 2016).

Regarding scyphozoan jellyfish, two emerging issues are challenging the predominant view of competitive trophic interactions between planktivorous fishes and jellyfish. First, recent methodological approaches have shown that scyphozoans use unsuspected food sources, including benthic organisms (Pitt *et al.*, 2008; Ceh *et al.*, 2015), microplankton and resuspended organic matter (Javidpour *et al.*, 2015). These food sources have been traditionally overlooked, because most studies on feeding ecology use gut content analysis that focuses on mesozooplankton and ichthyoplankton, presumably because they are more visible and retained in the gut for longer than other type of food (Pitt, Connolly & Meziane, 2009). Thus, the widely held view that fishes and scyphozoan jellyfish compete for the same food source seems a gross generalization. Second, mounting evidence suggests that mutual predation (i.e. medusae predating on fish egg or larvae and fishes predating on medusae early life stages) is only one side of the story. Scyphozoans can host a diverse range of symbionts, from fish to invertebrates, in a variety of relationships including parasitism, mutualism and commensalism (Riascos, 2013; Ohtsuka *et al.*, 2009; Ingram, Pitt & Barnes 2017). However, trophic modelling efforts traditionally focus on predation and competition, despite mounting evidence showing that alternative trophic pathways and relationships may positively affect fish populations (e.g. Lynam & Brierley, 2007; Riascos *et al.*, 2012; Greer *et al.*, 2017).

Much of the prevalent view about fish-jellyfish trophic dynamics is derived from scyphozoans of subtropical and temperate areas that support large pelagic fisheries. In estuarine systems, the scarce evidence suggests a low trophic overlap between fish and jellyfish (Nagata *et al.*, 2015; Naman *et al.*, 2016) and a high occurrence of symbiotic associations with juveniles of fish and invertebrates (e.g., Rountree 1983; Costa, Albieri & Araújo, 2005; Martinelli *et al.*, 2008), perhaps reflecting the abundance of early stages of coastal fauna in nursery areas. Hence there is a need to study the trophic ecology of scyphozoan jellyfish and their multiple biological interactions to truly understand population dynamics, their position in food webs and their functional role in estuarine ecosystems.

Here we studied the canon ball jellyfish *Stomolophus meleagris* (Agassiz, 1862), in the estuarine ecosystem of Malaga Bay, an area of high biodiversity in the Colombian pacific coast. This species is widely distributed in the western Atlantic (United States to Brazil) and the Pacific oceans (southern California to Ecuador; Sea of Japan to South China Sea) (Calder, 1982; Griffin & Murphy, 2011) and has been described as a specialized predator of fish eggs, copepods and mollusc larvae, with the capacity to regulate local populations of its prey (Larson, 1991). Therefore, the aims of this study were (i) to assess changes in the structure of the diet in the study area and (ii) analyse the traits, diversity and significance of the symbiotic associations in the estuarine ecosystem.

Materials & Methods

Sampling

The study was performed in Málaga Bay, a south-facing bay located in the central region of the Colombian Pacific coast (4°05' N and 77°16' W). The bay is located within the Chocó-Darien region, one of the rainiest places in the western hemisphere (7,000–11,000 mm; Poveda, Jaramillo & Vallejo, 2014), which has two wet seasons during the year: April-June and September-November. The water depth in this bay averages 13 m but reaches a maximum of 40 m. Tides are semi-diurnal, with a tidal range of 4.1 m. Sea surface temperature varies between 25 and 30 °C and salinity between 19 and 28 in the mouth of the bay and 1.3 and 10 close to small rivers (Lazarus and Cantera 2007). Sampling of *S. meleagris* was conducted around La Plata Archipelago, at the innermost part of Málaga Bay. Samplings were allowed by the National Authority (permission number 1070_28-08-2015). The medusoid phase showed a seasonal occurrence in surface waters: December 2015 to May 2016 (hereafter season 1) and December 2016 to April 2017 (hereafter season 2). Sampling effort was relatively constant throughout the seasons: when medusae were detected, three or four 3-hour sighting trips were performed per month. Medusae were sampled from a small boat using dip nets, and the relative abundance was estimated as the number of caught medusae per hour. As medusae were generally associated to juvenile fish or invertebrates the sampling was limited to 15 to 20 medusae per month, to avoid disturbing populations of fish potentially under conservation. Upon collection, medusae discharged a sticky mucus that rapidly killed fish or associated invertebrates as reported by Shanks & Graham (1988). Thereafter, medusae and their associated fauna were tagged and stored in individual jars with 5% borate buffered formaldehyde solution in seawater.

In the laboratory, the bell diameter of each medusa and the standard length of associated fish and invertebrates (crustaceans and molluscs) were measured using callipers. The medusa's fused oral arms and the mouth folds were excised and rinsed through a 100-µm mesh sieve to concentrate food particles. The resulting material was transferred to ethanol and sorted for the presence of prey items using a dissecting microscope. Prey items were determined to a taxonomic level suitable for making meaningful comparisons with similar studies.

Associated fish were identified to species according to current keys and by comparison of their morphological features against available descriptions (Jordan & Evermann 1898; Allen & Robertson 1994; Fischer *et al.*, 1995, Chirichigno & Cornejo, 2001, Robertson & Allen, 2005). Molluscs and crustaceans were sent to taxonomic experts for identification. Finally, all the associated fauna was stored as reference material in the scientific collection at the Marine Biology section at Universidad del Valle.

Data analyses

In order to understand spatial and temporal patterns in the occurrence of medusae, we compiled published studies reporting temporal changes in the abundance of *S. meleagris* along the Atlantic and the Pacific coast of North, Central and South America. Studies were classified as “inshore” (inlets, estuaries, coastal lagoons) or “offshore” according to the type of environment where samples were taken.

A multivariate approach was used to test changes in the structure (composition and abundance) of the diet over time. For this, data were arranged in a matrix of abundance of each taxon (rows) eaten by individual medusae in each month (columns). Prey taxa with few occurrences (< 0.1%

of total abundance; Table 1), were excluded from further analyses. Prior to the analyses data were standardized to account for the difference in food quantity associated to distinct medusae body sizes, by dividing the abundance of each prey item by the total abundance of prey for each medusa. Moreover, data were square root transformed to slightly downweigh the contribution of abundant food items.

Non-metric multidimensional scaling (nMDS; Clarke & Gorley 2006) was used to build an ordination plot of medusae per month and season calculated from a Bray–Curtis matrix of similarity in diet composition. The distance-based permutational multivariate analysis of variance (PERMANOVA, Anderson 2001) was used to test for temporal differences in the structure of diet between months and seasons. The model used “month” as a random factor nested within the fixed factor “season”. As the PERMANOVA approach is sensitive to differences in multivariate dispersion within groups, the PERMDISP routine was used to test for homogeneity of dispersions. Thereby, a preliminary analysis showed that multivariate dispersion was strongly dependent of sample size, with less dispersion observed at the beginning of the season, when medusae were scarce in the field and thus sample size was smaller. Therefore, samples from December 2015 (N=2) January 2015 (N=2) and January 2016 (N=5) were excluded from the analysis. Finally, when temporal differences were confirmed by the PERMANOVA, a Canonical Ordination of Principal Coordinates (CAP, Anderson & Wills 2003) was used as a constrained ordination that best defines groups (months) according to the diet structure.

To assess if the body sizes of medusae and their symbionts are related, length data were fitted to linear, polynomial, logarithmic, exponential and power models. The best fit was chosen according to the proportion of variance explained. Models were fitted by least squares procedures using the algorithm Levenberg-Marquardt to estimate standard errors (SE) of the parameters. Finally, we performed a literature review of the reported symbiotic fauna for *S. meleagris* to compare the diversity of associations found in the study area. The terms “*Stomolophus*” and “*Stomolophus meleagris*”, excluding the terms “venom”, “protein” and proteomics” from the title or in combination with “association”, “symbiosis” or “relationship”, were used to search the ISI Web of Science database and Google Scholar. The resulting literature was then manually scanned for descriptions of symbiotic relationships

Results

1. Jellyfish seasonality

Two scyphozoan jellyfish were found during this study: *S. meleagris* and *Pelagia noctiluca*. The latter was found only occasionally; one individual during season 1 and six during the season 2. Such a small sample size circumvents any quantitative analysis and therefore only descriptive details will be given. The relative abundance of *S. meleagris* consistently showed a unimodal pattern with peaks during March or April (Fig. 1). Moreover the body did not show a consistent pattern of growing or decreasing size over time.

2. The dynamics of food consumption by *S. meleagris*

The composition and abundance of food items consumed by *S. meleagris* is shown in Table 1. The diet was prevalently comprised of bacillariophyte algae, copepods and fish early stages. Small amounts of benthic items (e.g., juvenile polychaetes, amphipods and adult *Emerita* sp) were found frequently and suggest that *S. meleagris* feeds near the bottom. A few nematods, typically jellyfish parasites, were also found but included as food items because they were not

buried in the host's tissue, as observed by Phillips & Levin (1973), and showed obvious signs of digestion.

Between-month differences in diet composition were apparent from the nMDS ordination (Fig. 2), particularly when the same month from different seasons were compared (e.g. March in each season). However, as the PERMDISP test was significant for the factor "month" ($F_{9,111} = 4.242$; $P_{(perm)} = 0.006$), a PERMANOVA might yield misleading results. To circumvent this problem, months with small sample sizes ($N \leq 5$) were excluded (PERMDISP test not significant: month: $F_{6,105} = 2.183$; $P_{(perm)} = 0.066$; season: $F_{1,110} = 1.734$; $P_{(perm)} = 0.211$).

The PERMANOVA analysis (Table 2A) showed significant differences in the structure of the diet of *S. meleagris* among months ($P_{(perm)} = 0.001$) but not between seasons ($P_{(perm)} = 0.134$). Pair-wise comparisons (Table 2B) revealed between-months differences, which were best illustrated by the CAP constrained ordination (Fig. 3A). Moreover, the CAP analysis showed that the temporal changes in consumption of a few food items, among the more abundant in gut contents (Table 1), were highly correlated with the axes illustrating the multivariate pattern (Fig. 3B).

3. Traits and diversity of the biological associations

The body size of the 121 collected *S. meleagris* ranged between 12.1 and 109.2 mm in bell diameter. The prevalence of symbiotic associations (i.e., the percentage of medusa harbouring symbionts) was high, with 50.4% of the collected specimens. With only three exceptions, a single symbiont per medusa was found, clearly indicating that the distribution of symbionts among host was not random but uniform. The symbiotic community of *S. meleagris* was composed of fishes (95.3%), crustaceans (3.1%) and molluscs (1.6%) (Table 4). Generally, associated fish reacted to disturbance by hiding within oral arms or below the bell's host; it could be said that fish "resist efforts to separate them", as stated by Hargit (1905). However, the prevalence of symbiotic association might have been underestimated, because some may have escaped during the sampling. Regularly only one symbiont per host was found, with only three exceptions, where two fish per medusa were observed. *P. noctiluca* also had symbiotic associations: two out of six medusae harboured individual fish (*Hemicaranx zelotes*).

The body size of the scyphozoan *S. meleagris* showed a significant positive correlation with the body size of its symbiotic community as a whole, the fish assemblage and *H. zelotes* in particular (Fig. 4; Table 3). Power models best fitted the positive body size relationships, and the model including only *H. zelotes* had the highest proportion of variability explained (0.634). This partially reflects the fact that *H. zelotes* was the most common symbiont of *S. meleagris*. Figure 4 shows that the symbionts were generally smaller than the host. However, less frequent symbionts did not follow that pattern; for instance, *Centropomus medius*, *Lutjanus guttatus*, *Oligoplites altus*, *Selene brevoortii* and *Gerres similimus* were larger, and *Hyporhamphus snyderi* almost twice as large as its host.

The richness of the symbiotic fauna reported for *S. meleagris* in the study area was unexpectedly high: 11 species, 10 of them being new reports of symbionts for this species. This richness represents 39.2 % of the total diversity of associations found so far (28 symbiotic species reported; Table 4) for this widely-distributed scyphozoan jellyfish.

Discussion

The occurrence of *S. meleagris* in the study area showed a consistent seasonal pattern that coincides with the seasonal increase in the sea surface temperature from January to May in the study area (IDEAM, 2004). The body size did not show an increasing trend through the seasons.

This suggest that the observed medusae did not recruit from local benthic polyps, but arrive to the estuarine system as adults from adjacent areas, as discussed by Kraeuter & Seltzer (1975) for *S. meleagris* in Georgian and North Carolina waters.

There are only three published studies on feeding ecology of *S. meleagris*. Taken together, these studies highlight that a few taxa form a high percentage of the total gut content. Larson (1991) found that in the north-eastern Gulf of Mexico 98% of *S. meleagris* diet was composed of bivalve veligers, tintinnids, copepods, gastropod veligers and Oikopleura (Appendicularia). In the Gulf of California, off the coast of Sonora, gut contents were dominated by fish eggs (ca. 83% in a study by Padilla-Serrato *et al.*, 2013; and ca. 59% in a study by Álvarez-Tello, López-Martínez, & Lluch-Cota, 2016), followed by mollusc larvae (~26%) and copepods (~11%) (Álvarez-Tello, López-Martínez, & Lluch-Cota, 2016). Although our results (Table 1) also show that a few items comprise high percentages of the diet, the composition and relative importance of those items varied strongly among studies, suggesting strong spatial-temporal differences in food composition. The main difference with previous studies is the consistency of Bacillariophyta among ingested items, surprising for a scyphozoan considered carnivore. However, finding an ingested item does not mean that it is digested, which is one general limitation of studying feeding patterns of jellyfish by gut contents (Pitt, Connolly & Meziane, 2009). As Bacillariophyceae (*Nitzschia*) and Coscinodiscophyceae (*Coscinodiscus*, *Rhizosolenia*) are among the most abundant phytoplankton components in Málaga Bay (Prahl, Cantera & Contreras, 1990), it seems reasonable to apply Ockham's principle and assume that the presence of algae in gut contents only reflect their abundance in the water column. Interestingly, Larson (1991) also states that "*Coscinodiscus* sp. was abundant in gut contents" but it was not listed as prey taxa. It is worth noting that the assumption that jellyfish feed on mesozooplankton and ichthyoplankton is probably related with the essentially arbitrary use of 60-100 µm sieves to concentrate the samples for gut content analysis. In fact, when complementary methods like grazing experiments, microvideographic techniques, stable isotopes and fatty acid tracers are used it becomes apparent that jellyfish can also feed on microzooplankton (Sullivan & Gifford, 2004; Colin *et al.*, 2005), demersal zooplankton (Pitt *et al.*, 2008) and resuspended organic matter (Javidpour *et al.*, 2015). Therefore, our results should be regarded as a partial depiction of the diet composition of *S. meleagris*.

As body size of *S. meleagris* did not show a consistent pattern of growth over time (Figure 1), the intra-season variability observed in the structure of the diet could not be attributed to ontogenetic changes in food habits. In fact, the diet composition of the on average smaller and larger medusae observed in December 2015 and January 2016, respectively, (Fig. 1), was very similar (Fig. 2). Therefore, the observed intra-season variability might be related with changes in the availability of prey in the water column, but information to evaluate this hypothesis is lacking.

The lack of significant differences in the diet structure of *S. meleagris* between seasons was surprising because the first medusoid season coincided with the major El Niño-La Niña cycle 2015-2016. It is known that the strong modification of freshwater nutrient subsidies through precipitation in Málaga Bay drives changes in the population dynamics and reproductive cycle of benthic estuarine bivalves (Riascos 2006; Riascos, Heilmayer & Laudien, 2008). Hence, it would be reasonable to expect shifts in the abundance and composition of the zooplankton community associated to El Niño-La Niña during the first season, which would be then reflected in significant changes in the diet structure of *S. meleagris* between seasons. It is difficult to speculate on reasons for this result, but perhaps El Niño-La Niña modified the composition of the zooplankton community at lower taxonomic levels (e.g., species, families), which we were not able to detect owed to our categorization of prey items at higher taxonomic levels (Table 1).

Marshes, mangrove forests and seagrass meadows have long been recognized as nursery grounds, mainly because they have extremely high primary and secondary productivity and support a great abundance and diversity of early life stages of fish and invertebrates (Beck *et al.*, 2001). Recently, Doyle *et al.*, (2014) analysed the role of jellyfish as “service providers” in pelagic habitats and described jellyfish as habitat and nurseries, because they are: (i) larger than most planktonic organisms, (ii) slower swimmers than most nektonic animals and (iii) their diverse morphology provide three-dimensional space for refuge or shelter. Clearly those facts alone do not meet the premise that “a habitat is a nursery for juveniles of a particular species if its contribution per unit area to the production of individuals that recruit to adult populations is greater, on average, than production from other habitats in which juveniles occur” (Beck *et al.*, 2001). Strictly speaking, this is a hypothesis remaining to be tested, though some of our results suggest that *S. meleagris* occurring in estuarine systems provide a valuable resource that may significantly increase the survivorship and recruitment of juvenile fishes or invertebrates. First, the great dominance of *H. zelotes* among a diversity of other symbionts suggest a higher suitability to its host. This is in line with the fact that fish of the family Carangidae are the most commonly reported symbiont of *S. meleagris* (Table 4). Secondly, the high prevalence of an association and a uniform distribution of the symbiont within the host population as those observed for *H. zelotes* and *S. meleagris* strongly suggest intraspecific and interspecific interactions and territorial behaviour (Conell, 1963; Britayev *et al.*, 2007; Riascos *et al.*, 2011). And thirdly, positive symbiont-host size relationships, as those observed when *H. zelotes*, the fish assemblage and the whole symbiotic assemblage are analysed, suggest either parallel growth of the host and the symbiont (Britayev & Fahrutdinov, 1994) or size-segregation behaviour by the symbiont (Adams, Edwards & Emberton, 1985; Hobbs & Munday 2004).

Ecological theory predicts that competition and the “economic defendability” of a resource (*sensu* Brown, 1964) facilitate or hinder the evolution of territoriality; resources are monopolized whenever the benefits exceed the costs of defence. Individuals of a territorial species that fail to obtain a limited resource often make no contribution to future generations (Begon, Harper & Townsend, 2006). For jellyfish-fish associations, there is correlational data suggesting that the shelter and/or food provided by jellyfish increase the survival of juvenile fish to adulthood (Lynam & Brierley, 2007). In this context, if the seasonal occurrence of *S. meleagris* does represent a defendable resource, and the influence on the survival of its symbiotic fauna could be experimentally demonstrated, this species may be considered a floating nursery.

According to Castro, Santiago & Santana-Ortega (2001) 333 species of fish belonging to 96 families show aggregative or associative behaviour with floating algae, gelatinous zooplankton, whales, flotsam or man-made fish aggregating devices and 14 of these families associate with jellyfish. Therefore, one may reasonably argue that if the jellyfish-fish association have a measurable effect on fish populations, it can be considered marginal. But, how complete is our knowledge of these associations? Regarding *S. meleagris*, Table 4 hints on this question. First of all, it shows that only a few areas of the species distribution range have been studied, particularly the western coast of United States and the Gulf of Mexico. Second, and more importantly, the fact that the findings of our short-term study performed in a small tropical estuarine system represent ca. 40% of the known diversity of the symbiotic fauna of *S. meleagris* strongly suggest that diversity of symbionts increase toward tropical areas and that it is heavily underestimated. Indeed, the seven-year monitory of the bycatch in the trawl fishery of *S. meleagris* off Georgia by Page (2015), rendered 38 species of finfish and 3 species of invertebrates. Of course, these cannot per se be assumed to be symbionts of *S. meleagris*. But the fact that three species known to be common associates (*Peprilus paru*, *P. triacanthus* and *Chloroscombrus chrysurus*; Phillips,

Burke & Keener, 1969; Rountree, 1983) comprised 63% of the bycatch strongly suggest that some of the other species may actually be unrecognised symbionts.

Conclusion

The patterns of food consumption described here represent the trophic spectrum within a size range of food particles, during a stage of the ontogenetic development of *S. meleagris*. A complete depiction of prey should consider sampling at larger spatial and temporal scales and complementary methods to identify the contribution of different food sources. The study of symbiotic fish-jellyfish associations need to move beyond listing accounts of associations and use experimental approaches to evaluation of their ecological significance; this may provide a more balanced view of the relationship between fish and jellyfish in marine ecosystems.

Acknowledgments

Thanks to the “Comunidad Negra de La Plata Bahía Málaga” for their hospitality and for allowing access to their beautiful territory. Thanks to Lazarus JF and Cantera JR, for their help in identifying crustaceans and molluscs, respectively.

Figures

Figure 1. Monthly variability of bell diameter (grey bars) and relative abundance (black lines) of *Stomolophus meleagris* in La Plata Archipelago (Málaga Bay, Colombia) during two medusoid seasons A) December 2015-May 2016; B) December 2016-May 2017

Figure 2. nMDS ordination plot on the diet composition of *Stomolophus meleagris* calculated from Bray-Curtis dissimilarity measures with square-root transformed data of abundance per food item during two medusoid seasons (December 2015-May 2016 and Jan 2017-Apr 2017)

Figure 3. Constrained Canonical Analysis of Principal Coordinates of the diet composition of *Stomolophus meleagris* calculated from Bray-Curtis dissimilarity measures with square-root transformed data of abundance per food item during two medusoid seasons (December 2015-May 2016 and Jan 2017-Apr 2017)

Figure 4. Body size relationships between *Stomolophus meleagris* and its symbiotic fauna. Lines represent the model fits for *Hemicaranx zelotes*, fishes and the whole symbiotic community. Parameter estimations and associated statistics for each model are given in Table 3. The dotted lined circle represents a *H. zelotes*, excluded from the analysis, as its association to the respective medusa could not be confirmed with certainty.

References

- 358 Adams J., Edwards A.J., Emberton H. (1985) Sexual size dimorphism and assortive mating in the
359 obligate coral commensal *Trapezia ferruginea* Latreille (Decapoda, Xanthidae).
360 Crustaceana, 48, 188–194.
- 361 Allen GR, and Robertson DR (1994) Fishes of the Tropical Eastern Pacific. University of Hawaii
362 Press, Honolulu.
- 363 Álvarez-Tello, F. J., López-Martínez, J., & Lluch-Cota, D. B. (2016). Trophic spectrum and
364 feeding pattern of cannonball jellyfish *Stomolophus meleagris* (Agassiz, 1862) from central
365 Gulf of California. Journal of the Marine Biological Association of the United Kingdom,
366 96(6), 1217-1227.
- 367 Álvarez-Tello, F. J., López-Martínez, J., & Rodríguez-Romero, J. (2013). Primer registro de la
368 asociación entre *Stomolophus meleagris* (Cnidaria: Scyphozoa: Rhizostomeae) y
369 *Conchoderma cf virgatum* (Crustacea: Cirripedia: Thoracica) en el Golfo de California.
370 Hidrobiologica, 23(1), 138-142.
- 371 Anderson, M. J., & Willis, T. J. (2003). Canonical analysis of principal coordinates: a useful
372 method of constrained ordination for ecology. Ecology, 84(2), 511-525.
- 373 Anderson, M.J., 2001. A new method for non-parametric multivariate analysis of variance.
374 Austral Ecology 26, 32–46
- 375 Baughman, J. L. 1950. Random notes on Texas fishes. Part 2. Texas Journal of Science 242-263.
- 376 Begon, M., Harper, J.L., Townsend, C.R., 2006. Ecology: From Individuals to Ecosystems, fourth
377 ed. Blackwell Science, Oxford.
- 378 Beck, M. W., Heck Jr, K. L., Able, K. W., Childers, D. L., Eggleston, D. B., Gillanders, B. M., ...
379 & Orth, R. J. (2001). The identification, conservation, and management of estuarine and
380 marine nurseries for fish and invertebrates: a better understanding of the habitats that serve
381 as nurseries for marine species and the factors that create site-specific variability in nursery
382 quality will improve conservation and management of these areas. Bioscience, 51(8), 633-
383 641.
- 384 Brodeur, R. D., Ruzicka, J. J., & Steele, J. H. (2011). Investigating alternate trophic pathways
385 through gelatinous zooplankton and planktivorous fishes in an upwelling ecosystem using
386 end-to-end models. Interdisciplinary studies on environmental chemistry–marine
387 environmental modeling & analysis. TERRAPUB, Tokyo, 57-63.
- 388 Brodeur, R. D., Suchman, C. L., Reese, D. C., Miller, T. W., & Daly, E. A. (2008). Spatial overlap
389 and trophic interactions between pelagic fish and large jellyfish in the northern California
390 Current. Marine Biology, 154(4), 649-659.
- 391 Brown JL (1964) The evolution of diversity in avian territorial systems. Wilson Bulletin 76:160–
392 169
- 393 Britayev, T. A., Martin, D., Krylova, E. M., Von Cosel, R., & Aksiuk, T. S. (2007). Life-history
394 traits of the symbiotic scale-worm *Branchipolynoe seepensis* and its relationships with host
395 mussels of the genus *Bathymodiolus* from hydrothermal vents. Marine Ecology, 28(1), 36-
396 48.

- 397 Britayev T.A., Fahrutdinov R.R. (1994) Pontoniin shrimps associated with molluscs at the coast
398 of South Vietnam [in Russian]. In: Pavlov D.S., Sbikin J.N. (Eds), Hydrobionts of South
399 Vietnam. Nauka, Moscow: 128–145.
- 400 Clarke, K. R., & Gorley, R. N. (2006). PRIMER v6: user manual/tutorial (Plymouth routines in
401 multivariate ecological research). Plymouth: Primer-E Ltd.
- 402 Castro, J. J., Santiago, J. A., & Santana-Ortega, A. T. (2002). A general theory on fish aggregation
403 to floating objects: an alternative to the meeting point hypothesis. Reviews in fish biology
404 and fisheries, 11(3), 255-277.
- 405 Calder, D. R. 1982. Life history of the cannonball jellyfish, *Stomolophus meleagris* L. Agassiz,
406 1860 (Scyphozoa, Rhizostomida). Biological Bulletin 162: 149–162.Ceh *et al.*, 2015
- 407 Ceh, J., Gonzalez, J., Pacheco, A. S., & Riascos, J. M. (2015). The elusive life cycle of
408 scyphozoan jellyfish–metagenesis revisited. Scientific Reports, 5, 12037 doi:
409 10.1038/srep12037
- 410 Colin, S. P., Costello, J. H., Graham, W. M., & Higgins III, J. (2005). Omnivory by the small
411 cosmopolitan hydromedusa *Aglaura hemistoma*. Limnology and Oceanography, 50(4),
412 1264-1268.
- 413 Chirichigno, N.F., and Cornejo, M.U., 2001. Catálogo comentado de los peces marinos del Perú.
414 Instituto del Mar del Perú, Callao, Perú
- 415 Connell, J. H. (1963). Territorial behavior and dispersion in some marine invertebrates.
416 Researches on Population Ecology, 5(2), 87-101.
- 417 Corrington, JD 1927 Commensal association of a spider crab and a medusa. Biological bulletin
418 53(5):346-350
- 419 Costa, M. R. D., Albieri, R. J., & Araújo, F. G. (2005). Size distribution of the jack
420 *Chloroscombrus chrysurus* (Linnaeus)(Actinopterygii, Carangidae) in a tropical bay at
421 Southeastern Brazil. Revista Brasileira de Zoologia, 22(3), 580-586.
- 422 Doyle, T. K., Hays, G. C., Harrod, C., & Houghton, J. D. (2014). Ecological and societal benefits
423 of jellyfish. In Jellyfish blooms (pp. 105-127). Springer, Dordrecht.
- 424 Fischer W, Krupp F, Schneider W, Sommer C, Carpenter KE, and Niem VH (eds), Guía FAO
425 Para La Identificación de Especies Para Los Fines de La Pesca, Vol. 2. Organización de las
426 Naciones Unidas para la Agricultura y la Alimentación, Rome, pp 1136–1173.
- 427 Fleming, N. E., Harrod, C., Newton, J., & Houghton, J. D. (2015). Not all jellyfish are equal:
428 isotopic evidence for inter-and intraspecific variation in jellyfish trophic ecology. PeerJ, 3,
429 e1110. Gunter, G. (1935). Records of fishes rarely caught in shrimp trawls in Louisiana.
430 Copeia, 1935(1), 39-40.
- 431 Greer, A. T., Chiaverano, L. M., Luo, J. Y., Cowen, R. K., & Graham, W. M. (2017). Ecology and
432 behaviour of holoplanktonic scyphomedusae and their interactions with larval and juvenile
433 fishes in the northern Gulf of Mexico. ICES Journal of Marine Science doi:
434 10.1093/icesjms/fsx168
- 435 Griffin B., D., T. Murphy M. (2011) "Cannonball jellyfish: *Stomolophus meleagris*" (On-line).
436 Accessed January 28, 2018 at <http://www.dnr.sc.gov/cwcs/pdf/Cannonballjellyfish.pdf>.

- 437 Gunter, G. (1935). Records of fishes rarely caught in shrimp trawls in Louisiana. *Copeia*,
438 1935(1), 39-40.
- 439 Gutsell, J. S. (1928). The Spider Crab, *Libinia dubia*, and the Jelly-fish, *Stomolophus meleagris*,
440 found Associated at Beauford, North Carolina. *Ecology*, 9(3), 358-359.
- 441 Hobbs J.-P.A., Munday P.L. (2004) Intraspecific competition controls spatial distribution and
442 social organisation of the coral-dwelling goby *Gobiodon histrio*. *Marine Ecology Progress*
443 *Series*, 278, 253–259.
- 444 Haddock, S.H.D. (2008) Reconsidering evidence for potential climate-related increases in
445 jellyfish. *Limnology and Oceanography*, 53, 2759–2762
- 446 Hargitt, C. W. 1905. The medusae of the Woods Hole Region. *Bull. U.S. Burr. Fish.* 24: 21-79.
- 447 Hildebrand, H. H. 1954. A study of the Fauna of the brown shrimp (*Penaeus aztecus* Ives)
448 grounds in the western Gulf of Mexico. *Univ. Tex. Pub. Inst. Mar. Sci.* 3(2): 233-366
- 449 Hoese, H. D., Copeland, B. J., & Miller, J. M. (1964). Seasonal occurrence of *Cyanea* medusae in
450 the Gulf of Mexico at Port Aransas, Texas. *Texas Journal of Science*, 16(3), 391-393.
- 451 Horn, M. H. 1970. Systematics and biology of the stromateid fishes of the genus *Peprilus*. *Bull.*
452 *Mus. Comp. Zool.* 140(5): 165-261.
- 453 Ingram, B. A., Pitt, K. A., & Barnes, P. (2017). Stable isotopes reveal a potential kleptoparasitic
454 relationship between an ophiuroid (*Ophiocnemis marmorata*) and the semaeostome
455 jellyfish, *Aurelia aurita*. *Journal of Plankton Research*, 39(1), 138-146.
- 456 IDEAM 2004. Caracterización climática de variables océano atmosféricas sobre la cuenca del
457 Pacífico colombiano (on-line). Accessed 18-12-2017 Available from
458 [http://www.ideam.gov.co/documents/21021/23877/clima+pacifico.pdf/e5e74fd3-67da-](http://www.ideam.gov.co/documents/21021/23877/clima+pacifico.pdf/e5e74fd3-67da-406e-968e-4d34d34e3f12)
459 [406e-968e-4d34d34e3f12](http://www.ideam.gov.co/documents/21021/23877/clima+pacifico.pdf/e5e74fd3-67da-406e-968e-4d34d34e3f12)
- 460 Javidpour, J., Cipriano-Maack, A. N., Mittermayr, A., & Dierking, J. (2016). Temporal dietary
461 shift in jellyfish revealed by stable isotope analysis. *Marine biology*, 163(5), 112.
- 462 Jordan DS, and Evermann BW (1898) The fishes of North and Middle America. *Bull U.S. Nat*
463 *Mus*, Smithsonian Institution, T.F.H Publications, Washington.
- 464 Kraeuter, J. N., & Seltzler, E. M. (1975). The seasonal cycle of Scyphozoa and Cubozoa in
465 Georgia estuaries. *Bulletin of Marine Science*, 25(1), 66-74.
- 466 Larson, R. J. (1991). Diet, prey selection and daily ration of *Stomolophus meleagris*, a filter-
467 feeding scyphomedusa from the NE Gulf of Mexico. *Estuarine, Coastal and Shelf Science*,
468 32(5), 511-525.
- 469 Lazarus, J.F., Cantera, J.R., 2007. Crustáceos (Crustacea: Sessilia. Stomatopoda. Isopoda.
470 Amphipoda. Decapoda) de Bahía Málaga. Valle del Cauca (Pacífico colombiano). *Biota*
471 *Colombiana*. 8, 221-190Larson, R. J. (1991). Diet, prey selection and daily ration of
472 *Stomolophus meleagris*, a filter-feeding scyphomedusa from the NE Gulf of Mexico.
473 *Estuarine, Coastal and Shelf Science*, 32(5), 511-525.
- 474 López, M. J., & Rodríguez, R. J. (2008). First record of association of the blackfin jack
475 *Hemicaranx zelotes* with the cannonball jellyfish *Stomolophus meleagris* in Kino Bay, Gulf
476 of California. *Hidrobiologica*, 18, 173-176.

- 477 Lynam, C. P. & Brierley, A. S. (2007). Enhanced survival of 0-group gadoid fish under
478 jellyfishumbrellas. *Marine Biology* 150, 1397–1401
- 479 Lynam, C. P., Gibbons, M. J., Axelsen, B. E., Sparks, C. A., Coetzee, J., Heywood, B. G., &
480 Brierley, A. S. (2006). Jellyfish overtake fish in a heavily fished ecosystem. *Current*
481 *biology*, 16(13), R492-R493.
- 482 Martinelli JE, Stampar SN, Morandini, AC and Mossolin EC. (2008). Cleaner shrimp (Caridea:
483 Palaemonidae) associated with scyphozoan jellyfish. *Vie et milieu-Life and Environment*,
484 58(2), 133-140.
- 485 Morton B. 1989. Partnerships in the sea: Hong Kong. Hong Kong Univ. Press, 140 pp.
- 486 Nagata, R. M., Moreira, M. Z., Pimentel, C. R., & Morandini, A. C. (2015). Food web
487 characterization based on $\delta^{15}\text{N}$ and $\delta^{13}\text{C}$ reveals isotopic niche partitioning between fish
488 and jellyfish in a relatively pristine ecosystem. *Marine Ecology Progress Series*, 519, 13-27.
- 489 Naman, S. M., Greene, C. M., Rice, C. A., Chamberlin, J., Conway-Cranos, L., Cordell, J. R., ...
490 & Rhodes, L. D. (2016). Stable isotope-based trophic structure of pelagic fish and jellyfish
491 across natural and anthropogenic landscape gradients in a fjord estuary. *Ecology and*
492 *evolution*, 6(22), 8159-8173.
- 493 Ohtsuka, S., Koike, K., Lindsay, D., Nishikawa, J., Miyake, H., Kawahara, M., Mujiono, N.,
494 Hiromi, J. *et al.*, (2009) Symbionts of marine medusae and ctenophores. *Plank. Benthos*
495 *Res.*, 4, 1–13.
- 496 Padilla-Serrato, J. G., López-Martínez, J., Acevedo-Cervantes, A., Alcántara-Razo, E., & Rábago-
497 Quiroz, C. H. (2013). Feeding of the scyphomedusa *Stomolophus meleagris* in the coastal
498 lagoon Las Guásimas, northwest Mexico. *Hidrobiológica*, 23(2).
- 499 Page, J. W. (2015). Characterization of bycatch in the cannonball jellyfish fishery in the coastal
500 waters off Georgia. *Marine and Coastal Fisheries*, 7(1), 190-199.
- 501 Pauly, D., Graham, W., Libralato, S., Morissette, L., & Palomares, M. D. (2009). Jellyfish in
502 ecosystems, online databases, and ecosystem models. *Hydrobiologia*, 616(1), 67-85.
- 503 Poveda, G., Jaramillo, L., & Vallejo, L. F. (2014). Seasonal precipitation patterns along pathways
504 of South American low-level jets and aerial rivers. *Water Resources Research*, 50(1), 98-
505 118.
- 506 Prahl, H. V., Cantera, J. R., & Contreras, R. (1990). Manglares y hombres del Pacífico
507 colombiano (No. 333.91809861 P898). Fondo Colombiano de Investigaciones Científicas y
508 Proyectos Especiales (Colombia) Ministerio de Educación Nacional (Colombia).
- 509 Phillips, P. J., Burke, W. D., & Keener, E. J. (1969). Observations on the trophic significance of
510 jellyfishes in Mississippi Sound with quantitative data on the associative behavior of small
511 fishes with medusae. *Transactions of the American Fisheries Society*, 98(4), 703-712.
- 512 Phillips, P. J., & Levin, N. L. (1973). Cestode larvae from scyphomedusae of the Gulf of Mexico.
513 *Bulletin of Marine Science*, 23(3), 574-584.
- 514 Phillips, P. J., Burke, W. D., & Keener, E. J. (1969). Observations on the trophic significance of
515 jellyfishes in Mississippi Sound with quantitative data on the associative behavior of small
516 fishes with medusae. *Transactions of the American Fisheries Society*, 98(4), 703-712.

- 517 Pitt, K. A., Connolly, R. M., & Meziane, T. (2009). Stable isotope and fatty acid tracers in energy
518 and nutrient studies of jellyfish: a review. *Hydrobiologia*, 616(1), 119-132.
- 519 Pitt, K. A., Clement, A. L., Connolly, R. M., & Thibault-Botha, D. (2008). Predation by jellyfish
520 on large and emergent zooplankton: implications for benthic–pelagic coupling. *Estuarine,
521 Coastal and Shelf Science*, 76(4), 827-833.
- 522 Purcell, J.E. and Arai, M.N. (2001) Interactions of pelagic cnidarians and ctenophores with fish: a
523 review. *Hydrobiologia* 451, 27–44
- 524 Riascos V, J. M. (2006). Effects of El Niño-Southern oscillation on the population dynamics of
525 the tropical bivalve *Donax dentifer* from Málaga Bay, Colombian Pacific. *Marine Biology*,
526 148, 1283-1293.
- 527 Riascos, J. M., Heilmayer, O., & Laudien, J. (2008). Population dynamics of the tropical bivalve
528 *Cardita affinis* from Málaga Bay, Colombian Pacific related to La Niña 1999–2000.
529 *Helgoland Marine Research*, 62(1), 63.
- 530 Riascos, J. M., Cuturrufo, M., Pacheco, A. S., & Oliva, M. E. (2011). Regulatory factors and
531 structure of a component population of the spionid *Polydora biocapitalis* infesting the surf
532 clam *Mesodesma donacium*. *Journal of Aquatic Animal Health*, 23(3), 125-133.
- 533 Riascos, J. M., Vergara, M., Fajardo, J., Villegas, V., & Pacheco, A. S. (2012). The role of
534 hyperiid parasites as a trophic link between jellyfish and fishes. *Journal of Fish Biology*,
535 81(5), 1686-1695.
- 536 Riascos, J. M., Villegas, V., Cáceres, I., Gonzalez, J. E., & Pacheco, A. S. (2013). Patterns of a
537 novel association between the scyphomedusa *Chrysaora plocamia* and the parasitic
538 anemone *Peachia chilensis*. *Journal of the Marine Biological Association of the United
539 Kingdom*, 93(4), 919-923.
- 540 Richardson AJ, Bakun A, Hays GC, Gibbons MJ. 2009. The jellyfish joyride: Causes,
541 consequences and management responses to a more gelatinous future. *Trends in Ecology
542 and Evolution* 24:312–22.
- 543 Robertson DR and Allen GR. 2015. Shorefishes of the Tropical Eastern Pacific: online
544 information system. Version 2.0 Smithsonian Tropical Research Institute, Balboa, Panamá.
- 545 Rountree RA 1983. The ecology of *Stomolophus meleagris*, the cannon jellyfish, and its
546 symbionts, with special emphasis on behaviour. Honors Thesis. The University of North
547 Carolina at Wilmington. N.C. (USA)
- 548 Sanz-Martín, M., Pitt, K. A., Condon, R. H., Lucas, C. H., Novaes de Santana, C., & Duarte, C.
549 M. (2016). Flawed citation practices facilitate the unsubstantiated perception of a global
550 trend toward increased jellyfish blooms. *Global Ecology and Biogeography*, 25(9), 1039-
551 1049.
- 552 Shanks, A. L., & Graham, W. M. (1988). Chemical defense in a scyphomedusa. *Marine Ecology
553 Progress Series*, 81-86.
- 554 Smith, H. M. 1907. The fishes of North Carolina, volume 2. North Carolina Geological and
555 Economic Survey, Raleigh.
- 556 Sullivan, L. J., & Gifford, D. J. (2004). Diet of the larval ctenophore *Mnemiopsis leidyi* A.
557 Agassiz (Ctenophora, Lobata). *Journal of Plankton Research*, 26(4), 417-431.

- 558 Tunberg, B. G., & Reed, S. A. (2004). Mass occurrence of the jellyfish *Stomolophus meleagris*
559 and an associated spider crab *Libinia dubia*, Eastern Florida. *Florida Scientist*, 93-104.
- 560 Vannucci, M. (1954). Hydrozoa e Scyphozoa existentes no instituto oceanográfico II. Boletim do
561 Instituto Oceanográfico, 5(1-2), 95-149.
- 562 Whitten, H. L., Rosene, H. F., & Hedgepeth, J. W. (1950). The invertebrate fauna of Texas coast
563 jetties; a preliminary survey. *Publications of the Institute of Marine Science*. 1(2): 53-100.

Table 1(on next page)

Composition and mean abundance (number of food item per medusa and standard error in brackets) of food items in gut contents of *Stomolophus meleagris* during two seasons in Bahía Málaga, Pacific coast of Colombia.

Table 1. Composition and mean abundance (number of food item per medusa and standard error in brackets) of food items in gut contents of *Stomolophus meleagris* during two seasons in Bahía Málaga, Pacific coast of Colombia.

Food ítem	Season 1 (2015-2016)						Season 2 (2017)				Tot.	Rel. Ab (%)
	Dec	Jan	Feb	Mar	Apr	May	Jan	Feb	Mar	Apr		
Bacillariophyta: Coscinodiscophyceae	0 (0)	1.5 (2.1)	6.2 (9.4)	12.1 (30)	9.6 (13.2)	1.9 (4.9)	1.6 (1.9)	0.6 (0.7)	0.2 (0.5)	1.7 (3.9)	561	18.1
Arthropoda: Copepoda	37.5 (14.8)	4 (5.7)	5.5 (4.8)	3.2 (3.1)	6.1 (13.8)	1.8 (1.9)	2.4 (3.8)	0.9 (1.5)	0.7 (1)	3.4 (5.2)	444	14.3
Bacillariophyta: Bacillariophyceae	0.5 (0.7)	14.5 (7.8)	7.8 (15.6)	1.7 (5.2)	3.7 (6)	2.9 (5.9)	1.6 (1.7)	1.6 (2.5)	1.3 (2)	5.4 (8.1)	395	12.8
Chordata: Fish (eggs & larvae)	1 (0)	6 (1.4)	3.1 (3.8)	3.6 (4.1)	3.2 (6.2)	3.9 (10.6)	0.6 (1.3)	1.9 (2.5)	0.7 (1.3)	2.1 (2.7)	308	9.9
Arthropoda: Crustacea	0 (0)	0 (0)	0.9 (3.3)	0.7 (2.3)	2.7 (4.1)	1.8 (2.2)	1.6 (1.5)	1.8 (3.2)	4.3 (3.2)	5.4 (3.7)	286	9.2
Mollusca: Bivalve larvae	0 (0)	2 (2.8)	2.2 (2.8)	3.7 (5)	1.9 (4.3)	0.8 (1.4)	1 (1)	2.5 (2.5)	0.6 (0.8)	2.8 (3.3)	229	7.4
Mollusca: Gastropod larvae	0 (0)	6.5 (9.2)	3.4 (4.7)	1.9 (3.7)	1.4 (2.3)	0.7 (1.5)	0 (0)	3.2 (3.4)	0.5 (1.4)	0.2 (0.4)	193	6.2
Arthropoda: Cirripedia larvae	1 (0)	0 (0)	0.8 (1.3)	0.5 (1.1)	1.5 (2.4)	0 (0)	0.6 (0.5)	1.3 (1.9)	0.3 (0.8)	0.3 (0.7)	88	2.8
Chaetognatha: Sagittoidea	1 (1.4)	0 (0)	0.2 (0.8)	0.7 (1.3)	1.3 (2.1)	0.5 (1.2)	2.6 (2.4)	0.4 (0.9)	0 (0.2)	0.3 (0.7)	75	2.4
Ciliophora	0 (0)	0 (0)	0 (0)	0 (0)	0.6 (1.6)	0 (0)	6.4 (14.3)	0 (0)	0 (0)	0 (0)	46	1.5
Annelida: Polychaeta larvae/juvenile	0 (0)	0 (0)	0.1 (0.3)	0.3 (1)	0.1 (0.3)	0.2 (0.8)	0.4 (0.5)	0.3 (0.7)	0.4 (0.8)	0.3 (0.7)	31	1.0
Arthropoda: Brachiuran larvae	0 (0)	1 (1.4)	0.5 (0.9)	0.1 (0.3)	0.2 (0.7)	0.2 (0.6)	0 (0)	0.3 (0.4)	0.1 (0.3)	0.1 (0.3)	25	0.8
Nematoda	0 (0)	0 (0)	0 (0)	0.1 (0.5)	0 (0.2)	0.3 (0.6)	0.2 (0.4)	0.4 (0.7)	0.2 (0.5)	0 (0)	19	0.6
Arthropoda: Amphipoda	1 (1.4)	0 (0)	0 (0)	0 (0)	0 (0.2)	0 (0)	0.2 (0.4)	0 (0)	0 (0.2)	0.3 (1)	8	0.3
Arthropoda: Decapoda (<i>Emerita</i> sp)	0 (0)	0 (0)	0 (0)	0 (0)	0.2 (0.5)	0 (0)	0 (0)	0 (0)	0 (0)	0 (0)	4	0.1
Unidentified	5.5 (2.1)	11.5 (6.4)	4.5 (4.6)	4.3 (4)	2.2 (3.4)	3.2 (4.8)	4.8 (3.8)	3 (2.9)	2.5 (3.1)	0.6 (0.9)	386	12.5
Average number of prey items	47.5 (9.3)	47 (4.5)	35.2 (2.6)	32.8 (3.1)	34.7 (2.6)	18.3 (1.3)	24 (1.8)	18.2 (1.1)	12 (1.1)	23.1 (1.9)	29.3	

Table 2 (on next page)

Analysis of the differences in the structure of the diet of *Stomolophus meleagris*.

(A) the PERMANOVA analysis on the differences in the structure of the diet among months and seasons. (B) pair-wise tests for differences between pairs of months in each season.

Significant factors ($\alpha = 0.05$) are highlighted in bold.

Table 2. Results of A) the PERMANOVA analysis on the differences in the structure of the diet of *Stomolophus meleagris* among months and seasons and B) pair-wise tests for differences between pairs of months in each season. Significant factors ($\alpha = 0.05$) are highlighted in bold.

					Pseudo-		
A	Source	df	SS	MS	<i>F</i>	P(perm)	Unique perms
	Season	1	10841	10841	2.2673	0.134	917
	Month(season)	5	24981	4996	2.4719	0.001	998
	Res	105	212230	2021			
	Total	111	249810				
B	Months	Season			<i>T</i>	P(perm)	perms
	February, March	1			1.440	0.077	999
	February, April	1			1.427	0.087	999
	February, May	1			1.395	0.083	998
	March, April	1			1.717	0.017	999
	March, May	1			1.510	0.041	999
	April, May	1			0.982	0.486	997
	February, March	2			2.101	0.004	999
	February, April	2			1.830	0.016	998
	March, April	2			1.270	0.151	999

Table 3 (on next page)

Results of the model fitting procedure on the relationship of the body size of *Stomolophus meleagris* and its symbionts.

Pr.Var.: proportion of variability explained by the model.

Table 3. Results of the model fitting procedure on the relationship of the body size of *Stomolophus meleagris* and its symbionts. Pr.Var.: proportion of variability explained by the model.

Associates	Model	a (SE)	b (SE)	Pr. Var.	F-value	p
Fish	$Y=aX^b$	1.551 (1.202)	0.809 (0.189)	0.291	134.763	<0.001
All	$Y=aX^b$	1.775 (1.371)	0.775 (0.189)	0.269	138.378	<0.001
<i>H. zelotes</i>	$Y=aX^b$	1.204 (0.486)	0.830 (0.098)	0.634	412.441	<0.001

Table 4(on next page)

List of published reports on symbionts associated to the cannonball jellyfish *Stomolophus meleagris*.

An unidentified cestode larva was reported by Phillips & Levin (1973), though it is not included in the list.

Table 3. List of published reports on symbionts associated to the cannonball jellyfish *Stomolophus meleagris*. An unidentified cestode larva was reported by Phillips & Levin (1973), though it is not included in the list.

Class: family	Species	Locality and literatura source
Actinopterygii: Carangidae	<i>Chloroscombrus chrysurus</i> (Linnaeus, 1766)	Mississippi Sound, Mississippi, USA (Phillips et al. 1969) Wrightsville Beach, North Carolina, USA (Rountree, 1983) Onslow Bay, North Carolina, USA (Shanks & Graham, 1988) Texas USA (Baughman, 1950)
	<i>Chloroscombrus orqueta</i> Jordan & Gilbert, 1883	Málaga Bay, Pacific coast, Colombia (new report)
	<i>Hemicaranx amblyrhynchus</i> (Cuvier, 1833)	Western Golf of Mexico, USA & Mexico (Hildebrand, 1954)
	<i>Hemicaranx zelotes</i> Gilbert, 1898	Kino Bay, Sonora, Mexico (López & Rodríguez, 2008)
		Málaga Bay, Pacific coast, Colombia (This study)
	<i>Caranx crysos</i> (Mitchill, 1815)	Barataria Bay, Louisiana, USA (Gunter, 1935)
	<i>Caranx hippos</i> (Linnaeus, 1766)	Wrightsville Beach, North Carolina, USA (Rountree, 1983)
	<i>Oligoplites altus</i> (Günther, 1868)	Málaga Bay, Pacific coast, Colombia (new report)
	<i>Selene brevoortii</i> (Gill, 1863)	Málaga Bay, Pacific coast, Colombia (new report)
	<i>Carangoides bartholomaei</i> (Cuvier, 1833)	Wrightsville Beach, North Carolina, USA (Rountree, 1983)
Actinopterygii: Stromateidae	<i>Peprilus triacanthus</i> (Peck, 1804)	Wrightsville Beach, North Carolina, USA (Rountree, 1983) Beaufort, North Carolina, USA (Smith, 1907) Port Aransas, Texas, USA (Hoesse et al. 1964) Western Golf of Mexico, USA & Mexico (Hildebrand, 1954) Gulf of Mexico, USA (Horn, 1970)
		Gulf of Mexico, USA (Horn, 1970)
	<i>Peprilus burti</i> Fowler, 1944	Mississippi Sound, Mississippi, USA (Phillips et al. 1969)
	<i>Peprilus paru</i> (Linnaeus, 1758)	Port Aransas, Texas, USA (Hoesse et al. 1964)
		Mississippi Sound, Mississippi, USA (Phillips et al. 1969)
		Wrightsville Beach, North Carolina, USA (Rountree, 1983)
Actinopterygii: Monacanthidae	<i>Stephanolepis hispida</i> (Linnaeus, 1766)	Onslow Bay, North Carolina, USA (Shanks & Graham, 1988)
	<i>Aluterus schoepfii</i> (Walbaum, 1792)	Wrightsville Beach, North Carolina, USA (Rountree, 1983)

Actinopterygii: Nomeidae	<i>Nomeus gronovii</i> (Gmelin, 1789)	Woods Hole, Massachusetts, USA (Hargitt, 1905) Beaufort, North Carolina, USA (Smith, 1907) Japan & Hong Kong (Morton, 1989)
Actinopterygii: Atherinopsidae	<i>Atherinella argentea</i> Chernoff, 1986	Málaga Bay, Pacific coast, Colombia (new report)
Actinopterygii: Gerreidae	<i>Gerres simillimus</i> Regan 1907	Málaga Bay, Pacific coast, Colombia (new report)
Actinopterygii: Centropomidae	<i>Centropomus medius</i> Günther, 1864	Málaga Bay, Pacific coast, Colombia (new report)
Actinopterygii: Hemiramphidae	<i>Hyporhamphus snyderi</i> , Meek & Hildebrand, 1923	Málaga Bay, Pacific coast, Colombia (new report)
Actinopterygii: Lutjanidae	<i>Lutjanus guttatus</i> (Steindachner, 1869)	Málaga Bay, Pacific coast, Colombia (new report)
Malacostraca: Epialtidae	<i>Libinia dubia</i> H. Milne Edwards, 1834	Beaufort, North Carolina, USA (Gutsell, 1928) Mississippi Sound, Mississippi, USA (Phillips et al. 1969) South Carolina, USA (Corrington, 1927) Wrightsville Beach, North Carolina, USA (Rountree, 1983) Onslow Bay, North Carolina, USA (Shanks & Graham, 1988) Fort Pierce, Florida, USA (Tunberg & Reed, 2004) Texas coast, USA (Whitten, Rosene & Hedgpeth, 1950) Western Gulf of Mexico, USA & Mexico (Hildebrand, 1954)
	<i>Libinia</i> sp	Japan & Hong Kong (Morton, 1989)
	<i>Libinia emarginata</i> , Leach, 1815	Málaga Bay, Pacific coast, Colombia (new report)
Malacostraca: Portunidae	<i>Charybdis (Charybdis) feriata</i> (Linnaeus, 1758)	Guaymas, Mexico (Álvarez-Tello et al. 2013)
Malacostraca: Penaeidae	<i>Penaeus stylirostris</i> Stimpson, 1871	Málaga Bay, Pacific coast, Colombia (new report)
Hexanauplia: Lepadidae	<i>Conchoderma virgatum</i> Spengler, 1789	Cananéia, Sao Paulo, Brazil (Vanucci 1954)
Cephalopoda: Loliginidae	<i>Lolliguncula (Lolliguncula) panamensis</i> Berry, 1911	
Cestoda: Obothriidae	<i>Obothrium dinoi</i> (Mendez, 1944) Palm, 2004	

Figure 1(on next page)

Variability of body size and relative abundance of *S. meleagris*

Monthly variability of bell diameter (grey bars) and relative abundance (black lines) in La Plata Archipelago (Málaga Bay, Colombia) during two medusoid seasons A) December 2015-May 2016; B) December 2016-May 2017

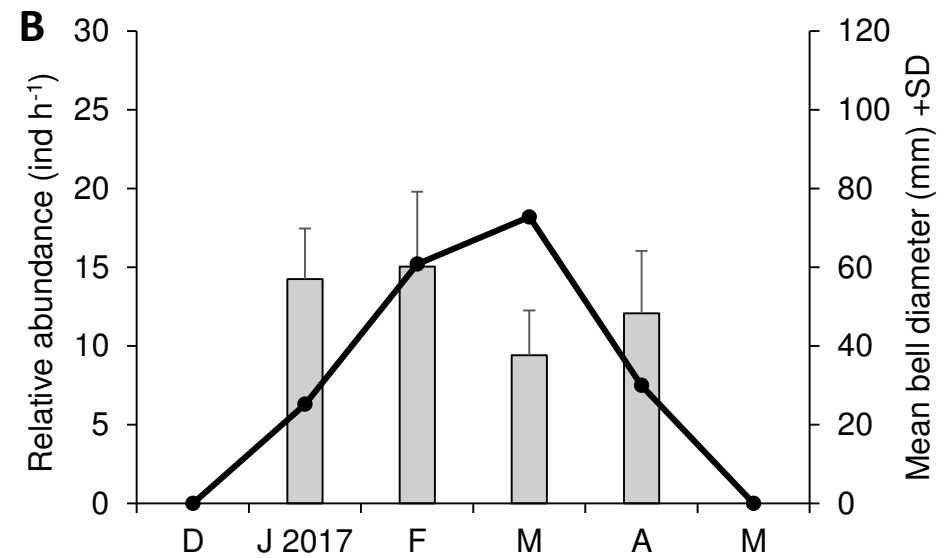
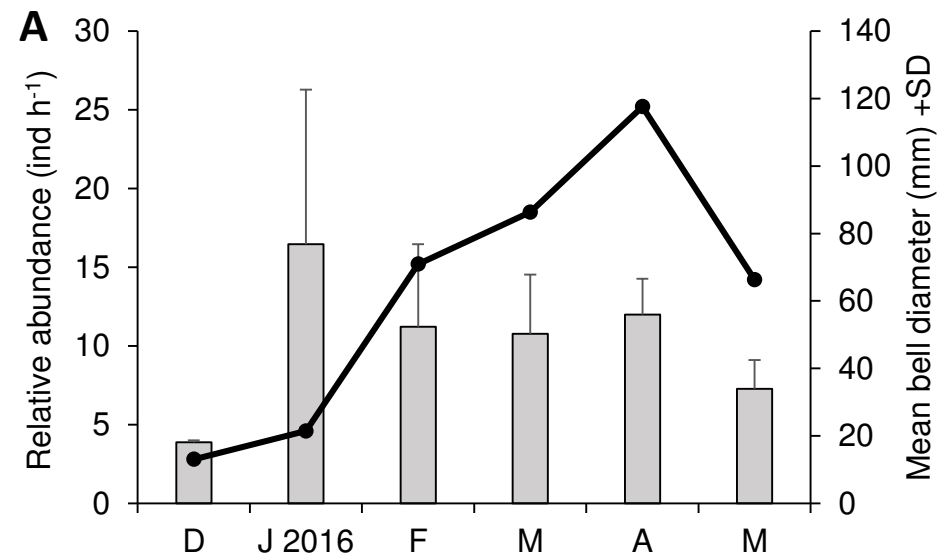


Figure 2 (on next page)

nMDS ordination of the diet composition of *Stomolophus meleagris*.

nMDS calculated from Bray-Curtis dissimilarity measures with square-root transformed data of abundance per food item during two medusoid seasons (December 2015-May 2016 and Jan 2017-Apr 2017)




Figure 3(on next page)

Constrained Canonical Analysis of Principal Coordinates (CAP) of the diet composition of *Stomolophus meleagris*

CAP calculated from Bray-Curtis dissimilarity measures with square-root transformed data of abundance per food item during two medusoid seasons (December 2015-May 2016 and Jan 2017-Apr 2017)

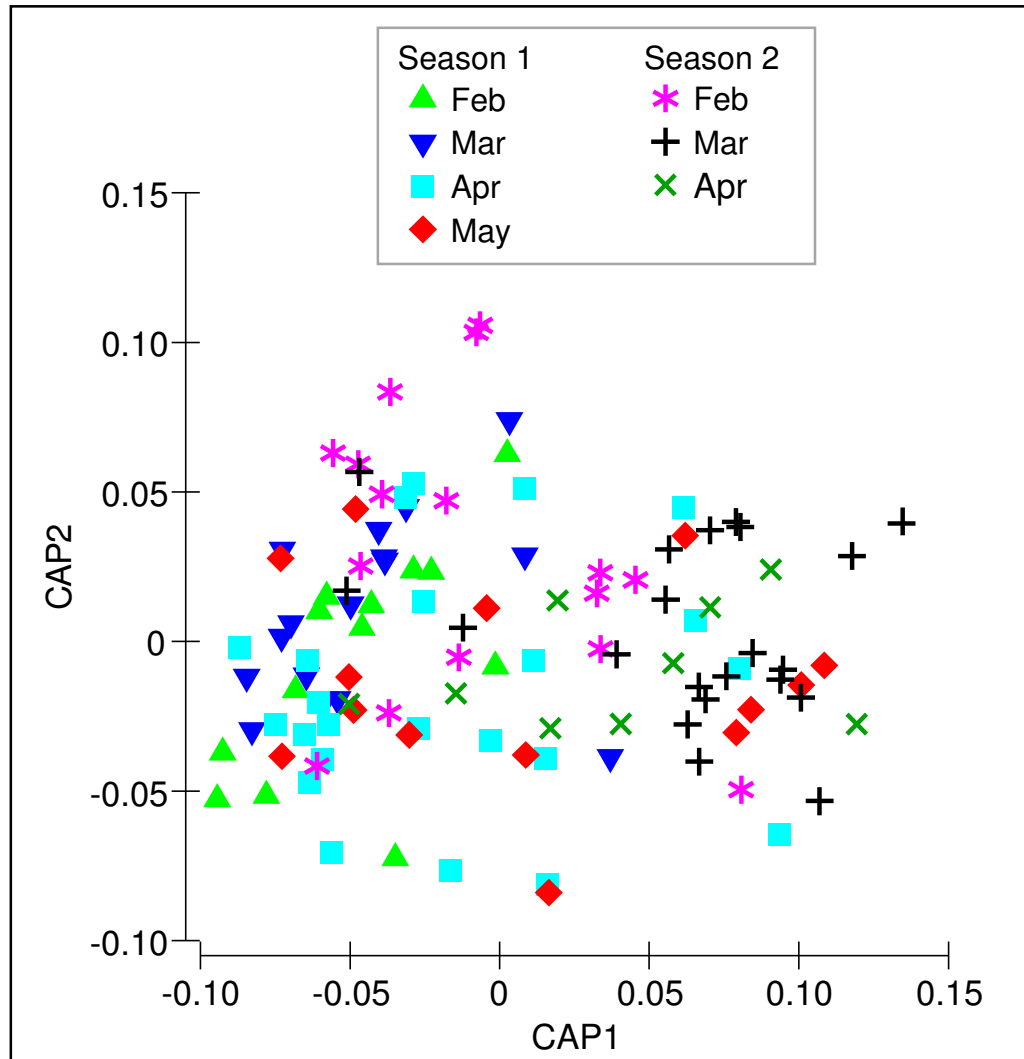


Figure 4(on next page)

Body size relationships between *Stomolophus meleagris* and its symbiotic fauna.

Lines represent the model fits for *Hemicaranx zelotes*, fishes and the whole symbiotic community. Parameter estimations and associated statistics for each model are given in Table 3. The dotted lined circle represents a *H. zelotes*, excluded from the analysis, as its association to the respective medusa could not be confirmed with certainty.

