

Licorice-root extract and potassium sorbate spray improved the yield and fruit quality and decreased heat stress of the 'osteen' mango cultivar

Adel M. Al-Saif^{Corresp., 1}, Haitham El-khamissi², Ibrahim A. Elnaggar³, Mohammed H. Farouk⁴, Magdy A. E Omar⁵, Abd El-wahed N. Abd El-wahed⁶, Ashraf E. Hamdy^{Corresp., 6}, Hosny F. Abdel-Aziz⁶

¹ Department of Plant Production, College of Food and Agriculture Sciences, King Saud University, Riyadh, Saudi Arabia

² Department of Agriculture Biochemistry, Faculty of Agriculture, Al-Azhar University, Cairo, Egypt., Cairo, Egypt

³ Department of Horticulture, Faculty of Agriculture, Al-Azhar University in Cairo, Cairo, Egypt

⁴ Key Laboratory of Product Quality and Security, Ministry of Education, Jilin Agricultural University, Jilin, China, China

⁵ Department of Agricultural Botany, Faculty of Agriculture, Al-Azhar University, Cairo, Cairo, Egypt

⁶ Department of Horticulture, Faculty of Agriculture, Al Azhar University, Cairo, Egypt

Corresponding Authors: Adel M. Al-Saif, Ashraf E. Hamdy

Email address: adelsaif@ksu.edu.sa, ashrafezat@azhar.edu.eg

Heat stress, low mango yields and inconsistent fruit quality are main challenges for growers. Recently, licorice-root extract (LRE) has been utilized to enhance vegetative growth, yield, and tolerance abiotic stresses fruit trees. Potassium sorbate (PS) also plays a significant role in various physiological and biochemical processes that are essential for mango growth, quality and abiotic stress tolerance. This work aimed to elucidate the effects of foliar sprays containing (LRE) and (PS) on the growth, yield, fruit quality, total chlorophyll content, and antioxidant enzymes of 'Osteen' mango trees. The mango trees were sprayed with (LRE) at 0, 2, 4 and 6g/l and PS 0, 1, 2, and 3mM. In mid-May, the mango trees were sprayed with a foliar solution, followed by monthly applications until one month before harvest. The results showed that trees with the highest concentration (6 g/L) of LRE exhibited the maximum leaf area, followed by those treated with the highest concentration (3 mM) of PS. Application of LRE and PS to Osteen mango trees significantly enhanced fruit weight, Number of fruits.tree⁻¹, yield (kg/tree), yield increasing%, and reduced No. of sun-burned fruits compared to the control. LRE and PS foliar sprays to Osteen mango trees significantly enhanced fruit total soluble solids °Brix, TSS/acid ratio, and Vitamin C content compared to the control. Meanwhile, Total acidity percentage in 'Osteen' mango fruits significantly decreased after both LRE and PS foliar sprays. 'Osteen' mango trees showed a significant increase in leaf area, total chlorophyll content, total pigments, and carotenoids of leaf. Our results suggest that foliar sprays containing LRE and PS significantly improved growth parameters, yield, fruit quality, antioxidant content, and total pigment concentration in 'Osteen' mango trees. Moreover, the most effective

treatments were 3mM KS and 6g/L LRE. LRE and PS foliar spray caused a significant increase in yield percentage by 305.77%, and 232.44%, in the first season, and 242.55%, 232.44% in the second season, respectively.

Licorice-Root Extract and Potassium Sorbate Spray Improved the Yield and Fruit Quality and decreased heat stress of the 'Osteen' Mango Cultivar

Adel M. Al-Saif^{1*}, Haitham El-khamissi⁴, Ibrahim A. Elnaggar², Mohammed H. Farouk³,
Magdy A. Omar⁵, Abd El-wahed N. Abd El-wahed², Ashraf E. Hamdy^{2*}, Hosny F. Abdel-Aziz²

¹Department of Plant Production, College of Food and Agriculture Sciences, King Saud University, P.O. Box 2460, Riyadh 11451, Saudi Arabia.

²Department of Horticulture, Faculty of Agriculture, Al-Azhar University, Cairo, 11884, Egypt.

³Key Laboratory of Product Quality and Security, Ministry of Education, Jilin Agricultural University, Changchun, PR China.

⁴Department of Agriculture Biochemistry, Faculty of Agriculture, Al-Azhar University, Cairo, Egypt.

⁵Department of Agricultural Botany, Faculty of Agriculture, Al-Azhar University, Cairo, 11884, Egypt.

Corresponding Author:

Adel M. Al-Saif¹ ; Ashraf E. Hamdy²

Riyadh 11451, Saudi Arabia., Cairo, 11884, Egypt

Email address: adelsaif@ksu.edu.sa; ashrafezat@azhar.edu.eg

Abstract

Heat stress, low mango yields and inconsistent fruit quality are main challenges for growers. Recently, licorice-root extract (LRE) has been utilized to enhance vegetative growth, yield, and tolerance abiotic stresses fruit trees. Potassium sorbate (PS) also plays a significant role in various physiological and biochemical processes that are essential for mango growth, quality and abiotic stress tolerance. This work aimed to elucidate the effects of foliar sprays containing (LRE) and (PS) on the growth, yield, fruit quality, total chlorophyll content, and antioxidant enzymes of 'Osteen' mango trees. The mango trees were sprayed with (LRE) at 0, 2, 4 and 6g/l and PS 0, 1, 2, and 3mM. In mid-May, the mango trees were sprayed with a foliar solution, followed by monthly applications until one month before harvest. The results showed that trees with the highest concentration (6 g/L) of LRE exhibited the maximum leaf area, followed by those treated with the highest concentration (3 mM) of PS. Application of LRE and PS to Osteen mango trees significantly enhanced fruit weight, Number of fruits.tree⁻¹, yield (kg/tree), yield increasing%, and reduced No. of sun-burned fruits compared to the control. LRE and PS foliar sprays to Osteen mango trees significantly enhanced fruit total soluble solids °Brix, TSS/acid ratio, and Vitamin C content compared to the control. Meanwhile, Total acidity percentage in 'Osteen' mango fruits significantly decreased after both LRE and PS foliar sprays. 'Osteen'

mango trees showed a significant increase in leaf area, total chlorophyll content, total pigments, and carotenoids of leaf. Our results suggest that foliar sprays containing LRE and PS significantly improved growth parameters, yield, fruit quality, antioxidant content, and total pigment concentration in ‘Osteen’ mango trees. Moreover, the most effective treatments were 3mM KS and 6g/L LRE. LRE and PS foliar spray caused a significant increase in yield percentage by 305.77%, and 232.44%, in the first season, and 242.55%, 232.44% in the second season, respectively.

Keywords: *Mangifera indica* L.; bio-stimulates; leaf area; yield increasing%; carotenoids; sunburned

Introduction

Ensuring global food security for a growing population is a major challenge for modern agriculture (Fróna et al., 2019). This challenge is compounded by several factors. Climate change has reduced the productivity of fruit trees. Additionally, the decline of usable land and the intensification of agricultural practices further complicate the situation. (Pandey, 2020). To achieve sustainable farming, there is a growing interest in finding environmentally safe organic materials (Durán-Lara, Valderrama & Marican, 2020).

Among tropical fruits, the mango stands out as one of the most essential globally, prized for its flavor and nutritional value (Hussain et al., 2021). This fruit may be enjoyed sparkling, juiced, or maybe integrated into diverse meals products. Mangoes boast an outstanding nutritional profile, filled with both macro and micronutrients (Yahia et al., 2023). Low mango yields and inconsistent fruit are main challenges for growers. These issues with flowering and fruiting, along with abnormal flowering, terrible fruit set, and inconsistent fruit development (Shivran et al., 2020). This changes to lower yields, culmination of subpar exceptional and restrained availability at some stage in the year. Fortunately, research suggests a promising solution: strategic application of nutrients and growth regulators (Ram et al., 2020). By influencing flowering and fruiting patterns, these tools can assist us release the whole potential of various mango cultivars (‘Keitt’, ‘Tommy Atkins’) (Ramírez & Davenport, 2010). This method has the energy to seriously boom and stabilize mango production (Tirado-Kulieva et al., 2022).

Biostimulants have been recognized as a promising approach that utilizes natural products (Santini et al., 2021). Biostimulants are a flexible, cost-effective, and widely applicable solution that can improve agricultural productivity in a sustainable manner and mitigate the effects of climate change (Fallovio et al., 2008; Rouphael & Colla, 2018). Generally, biostimulants have the potential to enhance crop productivity through three key mechanisms: (i) optimizing root system architecture to improve water and nutrient uptake, (ii) maximizing photosynthetic capacity to promote growth, and (iii) reducing oxidative stress in plants by enhancing the antioxidant defense system (De Pascale & Rouphael, 2018; Rouphael & Colla, 2018).

Recent research has explored the potential of plant extracts, like licorice root, to enhance fruit tree growth and yield (Nasir et al., 2016). Licorice (*Glycyrrhiza glabra*), belonging to the Leguminosae family, thrives in Egypt and many other regions globally (Vlaisavljević et al., 2018). The licorice root boasts some nutritional value and unique chemical compounds,

including gleserezin, glycyrrhejel. Additionally, rich in various elements and nutrients (Husain et al., 2021). Licorice extract is believed to stimulate cellulose enzyme activity, crucial for cell expansion, ultimately accelerating plant growth. It might also help reduce transpiration rates, minimizing water loss and maintaining cell turgor (Peng et al., 2023).

Potassium is a vital mineral nutrient for plants (Wang et al., 2013). This element is crucial for numerous functions within plants, influencing growth, yield, fruit development, quality, and even their ability to withstand stress (Shahid et al., 2020). Studies have shown that potassium improves fruit quality parameters like sugar content, color, and overall taste (Hernández-Pérez et al., 2020). Beyond its role in fruit development, potassium is essential for plant life itself (Sardans & Peñuelas, 2021). It activates numerous enzymes involved in photosynthesis, sugar production, and overall plant metabolism, ultimately leading to increased crop yields (Nieves-Cordones et al. 2016). Potassium also regulates various physiological processes like water movement, respiration, and nutrient translocation within the plant. Additionally, it activates enzymes like nitrate reductase and starch synthetase, which contribute to a healthy balance of protein and carbohydrate production (Iqbal et al., 2022). Potassium even influences how plants open and close their stomata (tiny pores on leaves). This, in turn, affects photosynthesis, nutrient uptake, and overall plant function, ultimately impacting crop yield and fruit quality (Devin et al., 2023). Studies have shown that KNO_3 increases the proportion of flowering shoots, flower clusters, and vegetative growth, key to better yields and decreased alternate bearing (Alshallash et al., 2023; Alebidi et al., 2023).

Studies show potassium is vital for healthy mango trees and delicious fruit. It improves fruit size, sweetness, and color by strengthening the tree and boosting sugar production (Andreotti et al., 2022; Ahmad et al., 2023). Field trials confirm that applying potassium, especially through leaves, significantly increases mango yield and fruit quality of 'Hindi' mango trees (Baiea et al., 2015).

Many studies have investigated mango cultivation, but none have looked at how licorice root extract and potassium sorbate affect the growth, yield, fruit quality, and antioxidant enzymes of 'Osteen' mangoes. Moreover, this study aimed to elucidate the effects of licorice root extract and potassium sorbate on the growth, yield, fruit quality, total chlorophyll content, and antioxidant enzymes of 'Osteen' mango trees.

Materials & Methods

Licorice root extract Preparation

To prepare the Licorice root extract for commercial use (obtained from the Sekem Group in Cairo, Egypt), it was mixed with water at a concentration of 250 g L^{-1} . The mixture was left at room temperature for 24 hours, and then thoroughly blended before being filtered through Whatman No. 42 filter papers. This filtration process resulted in obtaining a condensed brown liquid extract. To enhance the properties of the filtered solution, gelatin from Sigma-Aldrich (at a concentration of 2 g L^{-1}) was added. This step followed the methodology described by Younes, et al. (2019) ; Younes et al. (2020). The resulting mixture was heated at a temperature of 30 ± 2

°C while stirring was done to ensure proper mixing following by storage for application on mango trees. The chemical composition of the Licorice root extract was also analyzed, in Table 1, as reported by (Desoky et al., 2019; Rady et al., 2019; Younes et al., 2021)

2.1. Experimental site

This study was conducted on 7-year-old Osteen mango trees in a private farm located in the El Salheya El Gedida district, El-Sharqia Governorate, Egypt (30.6547° N, 31.8733° E) weather data Table 2. The trees are planted in sandy soil at a distance of 2m ×4m (1250 tree/ha) and irrigated using a drip system. Management practices included regular irrigation, fertilization, and pest and disease control. From mid-May to one month before harvest, the trees were sprayed monthly interval with licorice root extract and potassium sorbate solutions as follows in Table 3. Moreover, at 7:00 AM, we used backpack sprayers on each tree, applying 5 liters (6250 L/ha) of both solutions to the point of runoff.

2.2. Measurements:

2.2.1. Leaf area:-

Twenty leaves below panicles of the spring growth cycle according to Walworth and Sumner (Walworth & Sumner, 1987) were taken (2nd week of June) for measuring leaf area according of (Ahmed & Morsy, 1999) as the following:

$$\text{Leaf area} = 0.70 (L \times W) - 1.06 = \dots\dots\dots \text{cm}^2$$

Where: L and W = leaf length and width, respectively.

2.2.3. Total pigments

Leaf total chlorophyll content and total carotenoids were extracted from fresh leaves of ‘Osteen’ mango cultivar, following the method of Brito et al., (Brito et al., 2011), and the results were calculated according to (Wellburn, 1994).

2.2.4. Determination proline content

To estimate proline content a rapid colorimetric method was used (Bates et al., 1973). Plant tissue (0.5 g) was homogenized in a solution and filtered. The filtrate was then mixed with a freshly prepared acid solution and heated. The reaction was stopped by cooling, and a specific organic solvent was used to extract a colored compound. The amount of color formed was measured using a spectrophotometer, and the proline content was determined using a standard curve.

2.2.5. Determination relative water content.

Leaf relative water content (RWC) was determined following the method of (Yamasaki & Dillenburg, 1999). Two leaves were randomly selected from the middle portion of each plant replicate. The fresh weight (FM) of each leaf was measured after separation from the stem. To determine the turgid weight (TM), leaves were rehydrated in closed containers with distilled

water for 24 hours at 22°C. After rehydration, the leaves were weighed again. Finally, dry weight (DM) was obtained by oven drying at 80°C for 48 hours. All weights were measured with a balance accurate to 0.001 g. The relative water content was calculated as follows:

$$RWC (\%) = [(FM-DM) / (TM -DM)] \times 100.$$

2.3.7. Antioxidant enzyme activity

To extract polyphenol oxidase (POX), peroxidase (PPO), and catalase CAT, fresh leaves (0.5 g) of Osteen mango cultivar were mashed in a mortar with 5 mL of 0.1 M cold phosphate buffer (pH 7.1), and the mixture was centrifuged at 15,000xg for 20 minutes at 4 °C. The supernatant was used in an enzyme activity experiment (Esfandiari et al., 2007).

Peroxidase activity (POX) was measured using an approach that was based on (Amako et al., 1994). Polyphenol oxidase (PPO) activity was measured in compliance with (Kavrayan & Aydemir, 2001). The activity of the catalase (CAT) enzyme was measured in compliance with (Aebi, 1984).

Total phenolic and total flavonoid

According to (Singleton et al., 1999), the total phenolic content of Osteen mango tree leaves was measured using the Folin–Ciocalteu colorimetric method and represented as (mg/g) using gallic acid as a standard. According to (Escriche & Juan-Borrás, 2018), the total flavonoid concentration in fresh leaves of the Osteen mango cultivar was measured using the aluminum chloride (AlCl₃) colorimetric method, with Rutin serving as a standard and being expressed as mg/g.

2.8. Tree Yield

We harvested the fruit from each experimental tree when the flesh turned yellow and the shoulders rounded or flattened according to (Ahmed et al., 2023). Moreover, on the 15th of August in both seasons of the ‘Osteen’ mango cultivar according to (Khattab et al., 2021). According to Elshahawy et al., (2022), the Osteen mango cultivar exhibits regular fruiting behavior.

Then, the average yield was calculating in terms of number of fruits/tree and weight (kg). The yield increasing percentage was computed using the equation of (Abd El-Naby, Mohamed & El-Naggar, 2019).

$$Fruit\ Yield\ increment\ (\%) = \frac{[Yield\ (treatment) - Yield\ (control)] \times 100}{Yield\ (control)}$$

To assess the percentage of sunburned fruit, we counted the number of sunburned fruits on each tree at harvest. Then calculated the sunburn rate as a percentage using a formula developed by (Mohsen & Ibrahim, 2021) equation as follows:

$$Sunburned\ fruits = \frac{No.of\ sunburned\ fruit/tree}{Total\ No.\ of\ fruits/tree} \times 100$$

2.9. Fruits Physical properties.

Fruit weight (g) was calculated at harvest time using a sample of five Osteen cv. mangoes. The samples were then chosen and transferred to the horticulture lab.

2.10. Chemical characteristics of fruits.

Mango juice Extraction

10 g of mango pulp was weighed and added to a 100 mL beaker. The pulp was then homogenized with distilled water using a blender to achieve a uniform mixture. The homogenized mixture was subsequently filtered to remove any particulates. The filtrate was then quantitatively transferred to a 100 mL volumetric flask. Distilled water was further added to the flask to bring the final volume to the mark.

Fruit total soluble solids (TSS) of Osteen mango pulp was determined in two to three drops of each sample juice by using a digital refractometer (force-Gouge Model IGV-O.SA to FGV-100A. Shimpo instruments) and expressed as °Brix according to (McKie & McCleary, 2016)

Total acidity percentage

A 10 mL aliquot of the pulp solution was measured into a conical flask. Two to three drops of phenolphthalein indicator were added, and the flask was then swirled vigorously to ensure thorough mixing. The solution was immediately titrated with 0.1 N NaOH solution from a burette until a permanent pink endpoint was reached. The volume of NaOH solution consumed was recorded, and the percent titratable acidity was expressed as citric acid (%) according to the method of (McKie & McCleary, 2016).

Total soluble solids/acid ratio was calculated from the values of total soluble solids divided by values of total acids. (McKie & McCleary, 2016).

The ascorbic acid content (vitamin C) of fruit juice was determined in triplicate (n=3) for each treatment, with a sample volume of 2.0 ml per replicate. The analysis followed the method described by McKie & McCleary (2016), which is based on the oxidation of ascorbic acid with 2,6-dichlorophenolindophenol dye. The results are expressed as (mg/100 ml) of juice and represent the average value for each treatment.

Statistical Analysis

The design of the present study was a randomized complete block design (RCBD). The information used to create the charts comes from three separate times when each treatment (9 trees/treatments) was applied. The analysis of variance as one-way ANOVA was used through Costat software (Ridgman, 1990), and means of different treatments were compared using the Duncan test ($p \leq 0.05$).

Results

2.1. Effect of (LRE) and (PS) on leaf area of ‘Osteen’ mango under heat stress:

The results in Fig. 1 showed that spraying with licorice root extract and potassium sorbate in mid- May significantly increased the leaf area of ‘Osteen’ mango trees in both studied seasons in comparison to control. Additionally, a trend emerged where leaf area increased as the concentration of licorice root extract and potassium sorbate increased. Leaf area promotion was most dependent on the application of licorice root extract at 6 g/L, followed by 3 mM potassium sorbate. Untreated trees consistently had the lowest leaf area values. This trend was observed in both growing seasons.

2.2. Effect of (LRE) and (PS) on fruit physical properties:

The results in Figures (2a, and b) clearly showed that adding licorice root and potassium sorbate extract at various phenological stages significantly increased fruit weight (g), and No. of fruits/tree of Osteen mango trees in comparison to those of control in the two studied seasons. These results are in line with findings of (Baiea et al., 2015) who found that spraying Hindi mango trees four times with different types of potassium were very effective in improving number of fruits or weight (kg/tree) comparing with the control. Fruit weight (g), and No. of fruits/tree promotion were most dependent on the application of licorice root extract at 6 g/L, followed by 3 mM potassium sorbate. Trees treated with 6 g/L licorice root extract exhibited the maximum fruit weight (g), and No. of fruits/tree, followed by those treated with 3 mM potassium sorbate. Additionally, a trend emerged where fruit weight (g), and No. of fruits/tree increased as the concentration of potassium sorbate and licorice root extract increased.

2.3. Effect of (LRE) and (PS) on fruit yield.tree⁻¹:

The results illustrated in Figure (3A and B) revealed notable enhancements in fruit yield (kg/tree) and yield increasing (%) when ‘Osteen’ mango trees were subjected to the addition of licorice root extract and potassium sorbate as foliar spray at different phenological stages. These improvements were observed across various growth stages and were found to be significantly higher compared to the control group in both seasons under investigation. Specifically, the application of 3mM potassium sorbate or 6.g⁻¹ licorice root extract resulted in a more pronounced increase in fruit yield (kg/tree) compared to other treatments or the control group. Licorice root extract and potassium sorbate foliar spray caused a significant increase in yield percentage by 305.77%, and 232.44%, in the first season, and 242.55%, 232.44% in the second season, respectively.

2.4. Effect of (LRE) and (PS) on No. of sun-burned fruits:

Figure 4 represents the response of the number of sun-burned fruits of ‘Osteen’ mango trees to licorice root extract and potassium sorbate foliar spray. Both potassium sorbate and licorice root extract foliar spray significantly reduced the number of sun-burned fruits of ‘Osteen’ mango trees in comparison to the control group in the two studied seasons. The lowest number of sun-burned fruits of Osteen mango trees were possessed from LER6 (6g/l licorice root extract) and or

PS3 (3mM PS). Meanwhile, the control group had the highest number of sun-burned fruits of Osteen mango trees in both seasons. Additionally, a trend was observed: as the level of potassium sorbate and licorice root extract increased, the number of sun-burned fruits of Osteen mango trees decreased.

2.5. Effect of (LRE) and (PS) on some fruit chemical characteristics:

Foliar application of both (LRE) and (PS) significantly increased TSS (Brix°), TSS/acid ratio, and Vitamin C in comparison to the control group, as shown in figures 5a, 5c, and 5d. Conversely, total acidity% in 'Osteen' mango fruits significantly decreased in response to the foliar application during both study seasons (Fig. 5b). Concerning fruit chemical characteristics, the data revealed that higher levels of (LRE) and (PS) applied as foliar sprays were superior to the control group and to treatments with lower spraying concentrations. Among all treatments, 3mM potassium sorbate (PS3) and 6g/l licorice root extract (LER6) resulted in fruits with the highest TSS%, TSS/acid ratio, and Vitamin C content, compared to the control group and other treatments. On the other hand, 'Osteen' mango fruits from treatments T3 and T6 showed the lowest values of total acidity compared with fruits from other foliar spray treatments or the untreated group.

2.6 The photosynthetic Pigments Leaf of 'Osteen' mango cv. Under heat stress

It is clear from Figure 6 that the photosynthetic pigments of leaf Osteen mango CV were significantly influenced by foliar spray with licorice root extract (LRE) and (PS) during the 2022 and 2023 seasons under heat stress (sunburn). The application of different LRE and PTS concentrations on mango tree leaves resulted in an increase in photosynthetic pigments under heat stress. As shown in Figure 6, increasing the LRE concentrations from 2-6 g/L and (PS) from 1-3 mM led to an increase in the values of chlorophylls (a and b) and total chlorophyll, carotenoids, and total pigments. With a LRE concentration of 6 g/L (LER6), the highest values for chlorophyll a (1.389), chlorophyll b (0.899), total chlorophyll (2.267), carotenoids (0.433), and total pigments (2.689 mg/g fresh weight) were obtained compared to the control, which had the lowest values for these characteristics under heat stress during both seasons. Additionally, spraying (PS) at 3 mM (PS3) had the greatest impact on the photosynthetic pigment contents compared to other PTS concentrations and the control treatment. The value for total pigments (2.219 mg/g fresh weight) was higher than that of the control (non-treated) (1.111 mg/g fresh weight) under heat stress during the 2022-2023 seasons (Figure 6E).

2.7 Antioxidant activity leaf of Osteen mango cv. under heat stress

Polyphenol oxidase (PPO), peroxidase (POX), and catalase (CAT) activities were significantly influenced by the foliar spray of (LRE) and (PS) on Osteen mango leaves under heat stress (sunburn) during the 2022 and 2023 seasons (Figure 7). Based on the results, the highest activities of PPO (6.76 U/g F.Wt), POX (15.66 U/g F.Wt), and CAT (24.81 U/g F.Wt) enzymes were found under control conditions (non-treated). According to Figure 7 A-C, the enzyme activities decreased with increasing concentrations of LRE and PTS sprayed on mango leaves. The lowest activities of PPO (2.75 U/g F.Wt) and POX (5.39 U/g F.Wt) enzymes were observed when spraying Osteen leaves with 6 g/l of LRE (T3), while the lowest activity of CAT (8.35 U/g F.Wt) was recorded at 3mM of (PS) (PS3). Agricultural production is adversely affected by global warming and the anticipated rise in temperatures(Challinor et al., 2014; Fahad et al., 2017).

2.7 Total flavonoids, total phenolic and proline of Leaf Osteen mango cv. Under heat stress
The content of total flavonoid in leaves of Osteen mango is shown in (figure 8A). The highest (66.90 mg/g F.W) and lowest (24.03 mg/g F.W) values were observed with control (heat stress non-treated) and T3 6 g/l LRE, respectively in 2022 and 2023 seasons. Total flavonoid content decreased by 26%, 32.66%, and 63% at 2, 4, and 6 g/L LRE, respectively, and by 2.46%, 32.2%, and 48.28% at 1, 2, and 3 mM PS, respectively. Figure 8B illustrates data about the total phenolic content. The highest amounts of total phenolic (50.67 mg/g F.W) were found in leaves under control and the lowest amount (15.46 mg/g F.W) was treated with T3 6 g/l LRE. Total phenolic decreased by 69.43% and 59.57% at T3 6 g/l LRE and PS3 3 mM PS, respectively. Within the kingdom of plants, flavonoids and phenolics are the most extensively dispersed secondary metabolites. These compounds play a vital role in plant growth and defense mechanisms. The results for proline variation in leaves of treated and non-treated Osteen mango trees under heat stress are presented in Figures 8C. Osteen mango leaves exposed to high temperatures showed higher proline content. The highest accumulation of proline (0.280 mg/100 g F.W) belonged to control leaves. According to (Bernardo et al., 2018), raising temperatures to extremely high levels led to excessive proline production in grapevine. The trees sprayed with (T3) 6 g/l LRE showed lower proline content (0.026 mg/100g F.W) compared to control and other treatments.

Discussion

Heat stress causes many disorders in mango growth, which led to a reduction in leaf area. Spraying with (LER) and (PS) in our study showed a mitigating effect on heat stress. These results are consistent with the findings in numerous studies support the use of foliar potassium to enhance plant growth. (Abd El-Rahman, 2021) observed this when added potassium silicate to ‘Sedika’ mango trees,(Ayed et al., 2022) with ‘Keitt’ mango trees, and (EL-Gioushy, 2021) with orange trees. All these studies found that foliar application of potassium significantly improved vegetative growth compared to the control group. The leaf area increasing might be due to

potassium spray (Rouphael & Colla, 2018). Potassium plays a vital role by activating enzymes for organic substance synthesis, promoting photosynthesis, and transporting carbohydrate assimilates to storage organs (Fallovio et al., 2008). It's also involved in several basic physiological functions. Similarly licorice root extracts improving the vegetative growth of plants (Nasir et al., 2016). The increase in fruit weight of 'Osteen' mango trees could be attributed to the increase in leaf area caused by potassium sorbate and licorice root extract application and subsequently stimulation of photosynthesis intensity shared in increasing the fruit weight. Similarly, the study focused on licorice root extract as a potential vegetarian alternative to synthetic growth regulators. This extract is gaining interest due to its reported ability to improve plant growth and production in practical applications. Licorice root contains glycyrrhizin, a compound composed of calcium and potassium salts of glycyrrhizic acid, a trihydroxy acid (Rady et al., 2019). Moreover, it contained a wide range of elements and nutrients (Hamam et al., 2021). As a matter of fact, adding a lot of potassium sorbate as foliar spray at different fruit growth stage may be attributed to the physiological role of potassium which is needed for many biochemical processes. Potassium also regulates various physiological processes like water movement, respiration, and nutrient translocation within the plant. Additionally, it activates enzymes like nitrate reductase and starch synthetase, which contribute to a healthy balance of protein and carbohydrate production(Iqbal et al., 2022).

Despite being one of the important activities in tropical regions, mango production has been largely ignored in systematic impact analyses of climate change (Nath et al., 2019). Heat stress can reduce fruit yield in mango tree cultivars, leading to a decline in overall tree productivity. This study aligns with previous findings by (El-Merghany, et al., 2019) who reported that licorice root extract application to 'Ferehy' date Palm trees significantly increased fruit weight and yield per tree. Similarly, (Ahmed et al., 2023) found that adding 4-8 g/L of the extract to red globe grapevines in April to June increased yield per tree compared to the control group. Similarly, in a study by Yassin, et al. (2023), applying potassium silicate at concentrations of 100, and 200 ppm increased the number of fruits and fruit yield per tree of Wonderful and H116 pomegranate compared to the control group. Additionally, (Silem, Ismail & Mohamed, 2023) reported that applying potassium silicate at a concentration of 500 ppm to mango trees at the beginning of growth, after fruit setting, and one month later increased fruit yield per tree compared to the control group. The increasing in yield /tree of 'Osteen' mango trees might be due to licorice root extract has been found to be an amazing biostimulant that increases not only growth but also the yields of various crops (Alshallash et al., 2022). According to (Diab & Abd El-hmied, 2022) they found that foliar spraying the 'Kitte' cv. mango with licorice root extract at 5 or 10 g/l concentration on three occasions, at the beginning of growth, after fruit set, and three weeks after fruit set, significantly increased tree yield in comparison to the control group. It could be concluded that Application of (LRE) and (PS) to Osteen mango trees at different growth stages significantly enhanced fruit weight, number of fruits per tree, yield (kg/tree), and yield increase percentage, compared to the control. The most effective treatments were 6g/L (LRE) and 3mM (PS). Our results align with the findings of (Ahmed et al., 2023), who reported that foliar spraying the 'Red Glob' cv. grapevine with licorice root extract at a concentration of 4 or 8 g/L, applied three

times in mid-April, May, and June, significantly reduced the number of sun-burned fruits. The presence of various beneficial compounds in licorice root extract, including phenolics, triterpenes, saponins, amino acids, polysaccharides, vitamins, and growth-promoting phytohormones, likely contributes to enhanced vegetative growth. These compounds may stimulate activity in the apical meristem, the plant's growth center, by promoting cell division and elongation (Pandey, 2017). The reduction in No. of sun-burned fruits might be attributed to the enhanced vegetative growth in mango trees caused by potassium application (Baiea, et al., 2015). Additionally, potassium may influence a tree's canopy size, which could in turn help the tree withstand environmental challenges like drought and high radiation. (Hamdy et al., 2022; Alharbi et al., 2022). It could be concluded that Application of potassium sorbate and licorice root extract to Osteen mango trees significantly reduced No. of sun-burned fruits, compared to the control. The most effective treatments were 6g/L licorice root extract and 3mM potassium sorbate.

The mango fruit quality results in this study were consistent with those reported by (Baiea, El-Sharony & El-Moneim, 2015) found that spraying Hindi mango trees four times with Potassium were very effective in improving enhanced fruit quality. In addition, fruit total acidity was reduced compared with the control. Likewise, (El-Morsy, et al. 2017) on Red Globe where the highest values of fruit chemical characteristics were obtained with addition of licorice extract foliar spraying treatments 20 and 15 g/l. Similarly, (Obenland et al., 2015) found that potassium sorbate foliar spray at concentration 1.3g/l significantly increased fruit Flame seedless SSC in comparison to control. Potassium treatments may be responsible for the enhanced chemical characteristics of 'Osteen' mango fruits. This is likely because potassium acts as a catalyst for numerous biological processes within the trees, leading to improved overall tree health and nutrient status (Amtmann et al., 2005).

Licorice extract application may be responsible for the observed improvements in physical and chemical fruit quality, as well as increased yield. This effect could be attributed to the presence of mevalonic acid in the extract. Mevalonic acid acts as a precursor to gibberellin, a plant hormone that stimulates leaf cell expansion. These results in increased leaf area and chlorophyll content, ultimately leading to improved fruit set and yield (Petoumenou & Patris, 2021). We can conclude that application of (LRE) and (PS) to Osteen mango trees significantly enhanced fruit TSS%, TSS/acid ratio, and Vitamin C content compared to the control. Meanwhile, total acidity percentage in 'Osteen' mango fruits significantly decreased in response to the foliar spray. The most effective treatments were 3mM (PS) and 6g/L (LRE).

High temperatures or severe heat waves are among the abiotic stresses that inhibit mango growth, development, and crop quality (Muthuramalingam et al., 2023). A water shortage, often caused by heat and intense light, harms plants' ability to photosynthesize by inducing stomatal closure, mesophyll compactness, and photoinhibition. Mango leaf photosynthesis, transpiration, and water potential can all be impaired when exposed to high temperatures and low air relative humidity (Faria et al., 2016; Khanum et al., 2020).

Spraying LRE led to a reduction in sunburn and improved the photosynthesis system because it behaves similarly to gibberellin, which promotes vegetative growth. This extract contains nutritive components including N, Mg, Zn, Cu, and Fe. Since nitrogen aids in the creation of chlorophyll, these minerals play a significant role in the process of chlorophyll synthesis. Furthermore, iron contributes to the crucial steps that lead to chlorophyll production by increasing the number and size of chloroplasts and grana (Venzhik, Shchyogolev & Dykman, 2019). Spraying mango leaves with (PS) at different concentrations enhances chlorophyll content and plant pigments because potassium is a major nutrient that directly participates in the vital functions of plants, most notably regulating the photosynthesis process and osmotic regulation of stomatal activity and transpiration. It also plays a crucial role in plant survival under various stresses (Araujo et al., 2015; Tränkner, Tavakol & Jákli, 2018). (Alsahy & Aljabary, 2020) discovered that grape cv. Halawany leaf chlorophyll content increased when LRE was applied as a spray at a level of 2.5 g/l. (Silem et al., 2023) reported that the application of potassium silicate as a spray to Keitte mango tree leaves at 500 ppm elevated total chlorophyll contents in leaves during the 2021 and 2022 seasons under salinity stress compared to the control group. These findings align with those of (Younes et al., 2021) and (Abdel-Mola et al., 2022). We can conclude that application of (LRE) and (PS) to Osteen mango trees significantly increased leaf Chl A, Chl B, total chlorophyll content, carotenoids and total pigments under heat stress compared to the control. The most effective treatments were 3mM (PS) and 6g/L (LRE). Elevated temperatures can cause harm to plant cells in various ways, including interfering with protein synthesis and function, enzyme deactivation, and membrane rupture. These processes affect physiological functions such as respiration and photosynthesis. One common issue is an excess of harmful substances, like reactive oxygen species (ROS), leading to oxidative stress (Hasanuzzaman et al., 2013). In response to stressful conditions, plants exhibit an internal defensive mechanism through ROS scavenging, which is demonstrated by the activities of enzymatic antioxidants such as superoxide dismutase (SOD), peroxidase (POX), and catalase (CAT) (You & Chan, 2015; Rossi et al., 2017). Under heat stress (sunburn), PPO, POX, and CAT enzyme activities increased with increasing ROS levels (You & Chan, 2015). Our study's results showed that all treatments decreased the activities of antioxidant enzymes PPO, POX, and CAT (Figure 7A-C). This suggests that Osteen mango trees treated with LRE and PTS are more stable, producing fewer ROS and, therefore, requiring less of these enzymes. In contrast, leaves of untreated mango trees are exposed to heat stress, which increases ROS emission and necessitates the upregulation of antioxidant enzyme activities to maintain cellular balance. Azab et al. (2013) discovered that foliar application of potassium reduced SOD, CAT, and PPO activities in well-watered Squash plants (Azab et al., 2022). However, under drought stress, tomato plants responded more favorably to potassium application in terms of antioxidant enzyme activity than to a well-watered treatment. Rady et al. (Rady et al., 2019) found that licorice root extract (LRE) application increased the activity of antioxidant enzymes (POX, CAT) and decreased hydrogen peroxide (H₂O₂) and superoxide radical (O₂^{•-}) levels in common bean plants under salt stress when compared to the control

without LRE. (Hamdy et al., 2022) found that leaf Keitt mango content of antioxidants, such as CAT, POX, and PPO enzyme activities, decreased under solar radiation (sunburn) following kaolin application. These findings are consistent with (Cabo et al., 2020). It could be concluded that Enzyme activities of PPO, POX, and CAT all declined with increasing concentrations of LRE and PTS sprayed on mango leaves. The lowest activities of PPO (2.75 U/g F.Wt) and POX (5.39 U/g F.Wt) were observed at the highest concentration of LRE (6 g/L, T3). Meanwhile, the lowest CAT activity (8.35 U/g F.Wt) was recorded at the highest concentration of (PS) (3 mM, T6).

According to (Tohidi, et al., 2017), these substances have a wide range of biochemical and molecular functions in plants, including those of signaling molecules, plant defense, regulating auxin transport, antioxidant activity, and free radical scavenging. Phenols and flavonoids, which are non-enzymatic antioxidants, accumulate in different tissues and scavenge free radicals, helping plants tolerate salt stress (Şirin & Aslım, 2019). According to our findings, control (heat stress non-treated) significantly increased the amount of total flavonoids and total phenolic (figure 8A-B). One of the defense strategies employed by plants against oxidative stress is the rise of antioxidants, such as total phenolics and flavonoids, under high temperatures(Wen et al., 2008). From these results, we suggest that the increase in phenolic compounds may be due to the activity of phenylalanine ammonia-lyase under high temperatures(Gebauer, Strain & Reynolds, 1997). However, spraying the leaves with LRE and PTS at all concentrations caused all the values of flavonoids and phenolics to decrease, likely due to a reduction in the harmful effects of high temperature on the leaves, which lessened the need for phenylalanine to be directed towards synthesizing these compounds. According to Rady et al.(Rady et al., 2019), common bean plants grown under salt stress can benefit from the application of LRE as a natural biostimulant that can effectively boost their salt tolerance. Our outcomes were in agreement with those attained by (Dinis et al., 2018; Younes et al., 2021). Plant cells exposed to any stress exhibit proline accumulation, which is an indicator of the damage (Per et al., 2017; Dinis et al., 2018). Plant antioxidant systems contain a variety of low-molecular-weight substances, including proline and ascorbic acid (Rady et al., 2019). All treatments with LRE and PTS resulted in reduced proline levels compared to control. This decrease is likely due to LRE and PTS mitigating the negative effects of heat stress on Osteen mango leaves through improved physiological performance. Potassium is essential for physiological processes in plants, which helps them endure stressful environments (Wang et al., 2013). The findings suggested that spraying LRE and PTS reduced the oxidative damage to cell membranes, as seen by the decrease in proline. These results are in agreement with (Cabo et al., 2020), (Dbara, et al., 2022), and (Shehzad et al., 2020), who found that adequate external supply of potassium led to a significant reduction in the activities of antioxidant enzymes and proline in drought-stressed plants. (Younes et al., 2021) found that applying LRE as a biostimulant may be useful to improve bulb quality and, eventually, the productivity of onion cultivars in field conditions.

It could be concluded that Flavonoid content significantly decreased following treatments. Levels dropped by 26%, 32.66%, and 63% at increasingly higher concentrations (2, 4, and 6 g/L)

of (LRE), respectively. Similarly, (PS) treatments resulted in a decrease of 2.46%, 32.2%, and 48.28% at concentrations of 1, 2, and 3 mM, respectively. Total phenolic content also showed a substantial reduction. The greatest decline (69.43%) was observed in leaves treated with 6 g/L LRE (T3), while the highest concentration of PTS (3 mM, T6) caused a 59.57% decrease. Proline accumulation was highest in untreated leaves (control). Conversely, proline levels were significantly lower in leaves treated with 6 g/L LRE (T3), reaching only 0.026 mg/100g fresh weight (FW) compared to the control value of 0.280 mg/100g FW. This suggests that this concentration of LRE may inhibit proline production. These results are consistent with the findings in numerous studies support the use of foliar potassium to enhance plant growth. (Abd El-Rahman, 2021) observed this when added potassium silicate to ‘Sedika’ mango trees, (Ayed et al., 2022) with ‘Keitt’ mango trees, and (EL-Gioushy, 2021) with orange trees. All these studies found that foliar application of potassium significantly improved vegetative growth compared to the control group. The leaf area increasing might be due to potassium spray (Rouphael & Colla, 2018). Potassium plays a vital role by activating enzymes for organic substance synthesis, promoting photosynthesis, and transporting carbohydrate assimilates to storage organs (Fallovio et al., 2008). It's also involved in several basic physiological functions. Similarly licorice root extracts improving the vegetative growth of plants (Nasir et al., 2016).

Conclusions

This study demonstrated that foliar application of (LRE) and (PS) at specific concentrations (3 mM potassium sorbate and 6 g/L licorice root extract) significantly improved fruit yield, quality, and antioxidant enzyme activity in Osteen mango trees compared to the control. These treatments increased fruit weight, number of fruits, yield per tree, soluble solids content (TSS), TSS/acid ratio, and vitamin C content, while reducing total acidity and fruit enzyme activities (PPO, POX, and CAT). However, both licorice root extract and potassium sorbate caused a decrease in flavonoid and phenolic content, with the highest concentration (6 g/L LRE and 3 mM PTS) showing the most significant reductions. Additionally, proline accumulation was inhibited by the highest concentration of licorice root extract (6 g/L LRE). These findings suggest that licorice root extract and potassium sorbate can be effective growth promoters for Osteen mango trees, but their influence on certain fruit quality parameters like fruit weight and yield should be considered.

ADDITIONAL INFORMATION AND DECLARATIONS

Funding

This research was funded by Researchers Supporting Project number (RSP2024R334), King Saud University, Riyadh, Saudi Arabia.

Grant disclosure

The following grant information was disclosed by the authors:
 Researchers Supporting Project number (RSP2024R334).
 King Saud University, Riyadh, Saudi Arabia.

Conflicts of Interest

The authors declare no conflicts of interest

Author Contributions

Conceptualization, H.F.A. and A.E.H.; methodology, EAE; software, M.O.; validation, H.F.A. and A.E.H.; and A.N.A; formal analysis, H.K; investigation, H.F.A.; resources, H.K.; data curation, M.O.; writing—original draft preparation, A.E.H. and H.K; writing—review and editing, M.H.F.; visualization, A.E.H.; supervision, A.E.H.; project administration, A.M.S.; funding acquisition, A.M.S. All authors have read and agreed to the published version of the manuscript.

Data Availability

The following information was supplied regarding data availability: The raw measurements are available in the Supplemental File.

Supplemental Information

Supplemental information for this article can be found online at <http://dx.doi.org/10.7717/peerj.17378#supplemental-information>

References

- Abd El-Naby SK, Mohamed AA, El-Naggar YI. 2019. EFFECT OF MELATONIN, GA3 AND NAA ON VEGETATIVE GROWTH, YIELD AND QUALITY OF 'CANINO' APRICOT FRUITS. *Acta Scientiarum Polonorum Hortorum Cultus* 18. DOI: 10.24326/asphc.2019.3.16.
- Abd El-Rahman A. 2021. Response of Mango Trees to Mineral, Bio-Organic Fertilizers and Growth Stimulants. *Journal of Plant Production* 12:981–986. DOI: 10.21608/jpp.2021.202613.
- Abdel-Mola M, Kenawy A, Ali S, Ayyat A. 2022. INFLUENCE OF FOLIAR APPLICATION OF GIBBERELIC ACID AND LIQUORICE ROOT EXTRACT ON GROWTH, VOLATILE OIL YIELD PRODUCTIVITY AND ANTIMICROBIAL ACTIVITY IN GERANIUM

(PELARGONIUM GRAVEOLENS L. HER.) PLANTS. *Scientific Journal of Flowers and Ornamental Plants* 9:249–271. DOI: 10.21608/sjop.2022.272767.

Aebi H. 1984. Catalase in vitro. In: *Methods in Enzymology*. Elsevier, 121–126. DOI: 10.1016/S0076-6879(84)05016-3.

Ahmad I, Zhu G, Zhou G, Liu J, Younas MU, Zhu Y. 2023. Melatonin Role in Plant Growth and Physiology under Abiotic Stress. *International Journal of Molecular Sciences* 24:8759. DOI: 10.3390/ijms24108759.

Ahmed M, Eliwa N, Ismail H. 2023a. Ameliorative Effect of Yeast and Gamma Irradiated Licorice Extracts on Growth, Yield, Fruit Quality and Nutrient Content of Red Globe Grapevine. *Egyptian Journal of Radiation Sciences and Applications* 0:0–0. DOI: 10.21608/ejrsa.2023.239705.1162.

Ahmed M, Eliwa N, Ismail H. 2023b. Ameliorative Effect of Yeast and Gamma Irradiated Licorice Extracts on Growth, Yield, Fruit Quality and Nutrient Content of Red Globe Grapevine. *Egyptian Journal of Radiation Sciences and Applications* 0:0–0. DOI: 10.21608/ejrsa.2023.239705.1162.

Ahmed N, Ibrahim R, Said H, Hamad E-H. 2023. Evaluation of Some New Mango Cultivars Under Aswan Conditions. *Aswan University Journal of Sciences and Technology* 3:41–55. DOI: 10.21608/aujst.2023.325578.

Ahmed FF, Morsy MH. 1999. A new methods for measuring leaf area in different fruit species. 19:97–105.

Alebidi A, Abdel-Sattar M, Mostafa LY, Hamad ASA, Rihan HZ. 2023. Synergistic Effects of Applying Potassium Nitrate Spray with Putrescine on Productivity and Fruit Quality of Mango Trees cv. Ewais. *Agronomy* 13:2717. DOI: 10.3390/agronomy13112717.

Alharbi K, Alshallash KS, Hamdy AE, Khalifa SM, Abdel-Aziz HF, Sharaf A, Abobatta WF. 2022. Magnetic Iron–Improved Growth, Leaf Chemical Content, Yield, and Fruit Quality of

Chinese Mandarin Trees Grown under Soil Salinity Stress. *Plants* 11:2839. DOI: 10.3390/plants11212839.

Alsahy BF, Aljabary AM. 2020. Effect of moringa leaves extracts and licorice roots on some growth characteristics and yield of grape (*Vitis vinifera* L.) cv. Halawany. *PLANT ARCHIVES* 20:2616–2623.

Alshallash KS, Elnaggar IA, Abd El-Wahed AEN, Hhmdy AE, Abdel-Aziz HF, Omar MA. 2023. Utilization of jojoba oil and salicylic acid as postharvest treatment on storability and fruit quality of 'Late Swelling' peach cultivar. *Notulae Botanicae Horti Agrobotanici Cluj-Napoca* 51:12999. DOI: 10.15835/nbha51212999.

Alshallash KS, Sharaf M, Hmdy AE, Khalifa SM, Abdel-Aziz HF, Sharaf A, Ibrahim MTS, Alharbi K, Elkelish A. 2022. Hydrogel Improved Growth and Productive Performance of Mango Trees under Semi-Arid Condition. *Gels* 8:602. DOI: 10.3390/gels8100602.

Amako K, Chen G-X, Asada K. 1994. Separate Assays Specific for Ascorbate Peroxidase and Guaiacol Peroxidase and for the Chloroplastic and Cytosolic Isozymes of Ascorbate Peroxidase in Plants. *Plant and Cell Physiology*. DOI: 10.1093/oxfordjournals.pcp.a078621.

Amtmann A, Hammond JP, Armengaud P, White PJ. 2005. Nutrient Sensing and Signalling in Plants: Potassium and Phosphorus. In: *Advances in Botanical Research*. Elsevier, 209–257. DOI: 10.1016/S0065-2296(05)43005-0.

Andreotti C, Rouphael Y, Colla G, Basile B. 2022. Rate and Timing of Application of Biostimulant Substances to Enhance Fruit Tree Tolerance toward Environmental Stresses and Fruit Quality. *Agronomy* 12:603. DOI: 10.3390/agronomy12030603.

Araujo L, Bispo WMS, Rios VS, Fernandes SA, Rodrigues FA. 2015. Induction of the Phenylpropanoid Pathway by Acibenzolar-S-Methyl and Potassium Phosphite Increases Mango Resistance to *Ceratocystis fimbriata* Infection. *Plant Disease* 99:447–459. DOI: 10.1094/PDIS-08-14-0788-RE.

642 Ayed ME, Sharaf MM, Khamis MA, Atawia AR, BAKry KHA. 2022. Impact of Shading and Foliar
643 Spray with Some Nutritive Solutions on Growth, Nutritional Status, Productivity and Fruit
644 Quality of Keitt Mango Trees. *Annals of Agricultural Science, Moshtohor* 60:147–156.
645 DOI: 10.21608/assjm.2022.227514.

646 Azab ES, Alshallash KS, Alqahtani MM, Safhi FA, ALshamrani SM, Ali MAM, El-Mageed TAA,
647 El-Taher AM. 2022. Physiological, Anatomical, and Agronomic Responses of Cucurbita
648 pepo to Exogenously Sprayed Potassium Silicate at Different Concentrations under
649 Varying Water Regimes. *Agronomy* 12:2155. DOI: 10.3390/agronomy12092155.

650 Baiea MHM, El-Sharony TF, El-Moneim EAAA. 2015. Effect of different forms of potassium on
651 growth, yield and fruit quality of mango cv. Hindi. *International Journal of ChemTech*
652 *Research* 8:8(4), 1582–1587.

653 Bates LS, Waldren RP, Teare ID. 1973. Rapid determination of free proline for water-stress
654 studies. *Plant and Soil* 39:205–207. DOI: 10.1007/BF00018060.

655 Bernardo S, Dinis L-T, Machado N, Moutinho-Pereira J. 2018. Grapevine abiotic stress
656 assessment and search for sustainable adaptation strategies in Mediterranean-like
657 climates. A review. *Agronomy for Sustainable Development* 38:66. DOI:
658 10.1007/s13593-018-0544-0.

659 Brito GG, Sofiatti V, Brandão ZN, Silva VB, Silva FM, Silva DA. 2011. Non-destructive analysis
660 of photosynthetic pigments in cotton plants. *Acta Scientiarum. Agronomy* 33:671–678.
661 DOI: 10.4025/actasciagron.v33i4.10926.

662 Cabo S, Morais MC, Aires A, Carvalho R, Pascual-Seva N, Silva AP, Gonçalves B. 2020. Kaolin
663 and seaweed-based extracts can be used as middle and long-term strategy to mitigate
664 negative effects of climate change in physiological performance of hazelnut tree. *Journal*
665 *of Agronomy and Crop Science* 206:28–42. DOI: 10.1111/jac.12369.

Challinor AJ, Watson J, Lobell DB, Howden SM, Smith DR, Chhetri N. 2014. A meta-analysis of crop yield under climate change and adaptation. *Nature Climate Change* 4:287–291. DOI: 10.1038/nclimate2153.

Dbara S, Abboud S, Bchir A. 2022. Foliar potassium nitrate spray induces changes in potassium- sodium balance and biochemical mechanisms in olive *Olea europaea* L. cv Chemlali) plants submitted to salt stress. *Journal of Horticulture and Postharvest Research*. DOI: 10.22077/jhpr.2022.4879.1255.

De Pascale S, Rouphael Y. 2018. Plant biostimulants: innovative tool for enhancing plant nutrition in organic farming. *European Journal of Horticultural Science* 82:277–285. DOI: 10.17660/eJHS.2017/82.6.2.

Desoky E-SM, Elrys AS, Rady MM. 2019. Integrative moringa and licorice extracts application improves *Capsicum annuum* fruit yield and declines its contaminant contents on a heavy metals-contaminated saline soil. *Ecotoxicology and Environmental Safety* 169:50–60. DOI: 10.1016/j.ecoenv.2018.10.117.

Devin SR, Prudencio ÁS, Mahdavi SME, Rubio M, Martínez-García PJ, Martínez-Gómez P. 2023. Orchard Management and Incorporation of Biochemical and Molecular Strategies for Improving Drought Tolerance in Fruit Tree Crops. *Plants* 12:773. DOI: 10.3390/plants12040773.

Diab SM, Abd El-hmied S. 2022. Improving Mango Productivity by Spraying Some Natural Extracts and Adding Humic Under the Conditions of Newly Reclaimed Lands. *Middle East Journal of Agriculture Research*. DOI: 10.36632/mejar/2022.11.3.47.

Dinis LT, Malheiro AC, Luzio A, Fraga H, Ferreira H, Gonçalves I, Pinto G, Correia CM, Moutinho-Pereira J. 2018. Improvement of grapevine physiology and yield under summer stress by kaolin-foliar application: water relations, photosynthesis and oxidative damage. *Photosynthetica* 56:641–651. DOI: 10.1007/s11099-017-0714-3.

691 Durán-Lara EF, Valderrama A, Marican A. 2020. Natural Organic Compounds for Application in
692 Organic Farming. *Agriculture* 10:41. DOI: 10.3390/agriculture10020041.

693 El-Merghany sabry, El –Desouky mahmoud, abd El-Hameid sheren. 2019. Improving
694 Productivity and Fruit Quality of Ferehy Date Palm Cultivar under Siwa Oasis
695 Conditions. *Egyptian Journal of Horticulture* 46:179–193. DOI:
696 10.21608/ejoh.2019.12795.1106.

697 El-Morsy F, Mohamed M, Bedrech S. 2017. Effect of Foliar Application and Soil Addition of
698 Licorice and Yeast Extract: B- Vegetative Growth and Fruiting of Red Globe Grafted
699 Grapevines. *Journal of Plant Production* 8:59–63. DOI: 10.21608/jpp.2017.37814.

700 Elshahawy SA, Nomier SA, Mohsen FS, Gad MM, Kelani RA. 2022. COMPARATIVE STUDY
701 ON FRUIT YIELD AND QUALITY TRAITS OF THE NEW MANGO CULTIVARS
702 GROWN UNDER EGYPT CONDITIONS. *SABRAO Journal of Breeding and Genetics*
703 54:864–875. DOI: 10.54910/sabrao2022.54.4.17.

704 Escriche I, Juan-Borrás M. 2018. Standardizing the analysis of phenolic profile in propolis. *Food*
705 *Research International* 106:834–841. DOI: 10.1016/j.foodres.2018.01.055.

706 Esfandiari E-O, Shakiba MR, Mahboob SA, Alyari H, Toorchi M. 2007. Water stress, antioxidant
707 enzyme activity and lipid peroxidation in wheat seedling. 5:149–153.

708 F. EL-Gioushy S. 2021. Minimizing 50% of Chemical Npk Fertilizers by Compost and Em and
709 Their Impact on Growth, Nutritional Status, Productivity and Fruit Quality of Washington
710 Navel Orange Trees. *Annals of Agricultural Science, Moshtohor* 59:45–56. DOI:
711 10.21608/assjm.2021.176634.

712 Fahad S, Bajwa AA, Nazir U, Anjum SA, Farooq A, Zohaib A, Sadia S, Nasim W, Adkins S,
713 Saud S, Ihsan MZ, Alharby H, Wu C, Wang D, Huang J. 2017. Crop Production under
714 Drought and Heat Stress: Plant Responses and Management Options. *Frontiers in Plant*
715 *Science* 8:1147. DOI: 10.3389/fpls.2017.01147.

716 Fallovo C, Cristofori V, Mendoza de-Gyves E, Rivera CM, Rea R, Fanasca S, Bignami C,
717 Sassine Y, Roupheal Y. 2008. Leaf Area Estimation Model for Small Fruits from Linear
718 Measurements. *HortScience* 43:2263–2267. DOI: 10.21273/HORTSCI.43.7.2263.

719 Faria LN, Soares In Memoriam AA, Donato SLR, Santos MRD, Castro LG. 2016. The effects of
720 irrigation management on floral induction of ‘Tommy Atkins’ mango in bahia semiarid.
721 *Engenharia Agrícola* 36:387–398. DOI: 10.1590/1809-4430-Eng.Agric.v36n3p387-
722 398/2016.

723 Fróna D, Szenderák J, Harangi-Rákó M. 2019. The Challenge of Feeding the World.
724 *Sustainability* 11:5816. DOI: 10.3390/su11205816.

725 Gebauer RLE, Strain BR, Reynolds JF. 1997. The effect of elevated CO₂ and N availability on
726 tissue concentrations and whole plant pools of carbon-based secondary compounds in
727 loblolly pine (*Pinus taeda*). *Oecologia* 113:29–36. DOI: 10.1007/s004420050350.

728 Hamam M, Moustafa Y, Ali M, S.H. A. 2021. Effect of Foliar Spray with Licorice Root Extract on
729 production and Quality of Egyptian and Chinese Garlic. *Journal of Plant Production*
730 12:929–940. DOI: 10.21608/jpp.2021.198879.

731 Hamdy AE, Abdel-Aziz HF, El-khamissi H, AlJwaizea NI, El-Yazied AA, Selim S, Tawfik MM,
732 AlHarbi K, Ali MSM, Elkelish A. 2022. Kaolin Improves Photosynthetic Pigments, and
733 Antioxidant Content, and Decreases Sunburn of Mangoes: Field Study. *Agronomy*
734 12:1535. DOI: 10.3390/agronomy12071535.

735 Hasanuzzaman M, Nahar K, Fujit M. 2013. Extreme Temperature Responses, Oxidative Stress
736 and Antioxidant Defense in Plants. In: Vahdati K ed. *Abiotic Stress - Plant Responses*
737 *and Applications in Agriculture*. InTech,. DOI: 10.5772/54833.

738 Hernández-Pérez OI, Valdez-Aguilar LA, Alia-Tejacal I, Cartmill AD, Cartmill DL. 2020. Tomato
739 Fruit Yield, Quality, and Nutrient Status in Response to Potassium: Calcium Balance and
740 Electrical Conductivity in the Nutrient Solution. *Journal of Soil Science and Plant*
741 *Nutrition* 20:484–492. DOI: 10.1007/s42729-019-00133-9.

742 Husain I, Bala K, Khan IA, Khan SI. 2021. A review on phytochemicals, pharmacological
743 activities, drug interactions, and associated toxicities of licorice (*Glycyrrhiza* sp.). *Food*
744 *Frontiers* 2:449–485. DOI: 10.1002/fft2.110.

745 Hussain SZ, Naseer B, Qadri T, Fatima T, Bhat TA. 2021. Mango (*Mangifera Indica*)-
746 Morphology, Taxonomy, Composition and Health Benefits. In: *Fruits Grown in Highland*
747 *Regions of the Himalayas*. Cham: Springer International Publishing, 245–255. DOI:
748 10.1007/978-3-030-75502-7_19.

749 Iqbal N, Sehar Z, Fatma M, Umar S, Sofo A, Khan NA. 2022. Nitric Oxide and Absciscic Acid
750 Mediate Heat Stress Tolerance through Regulation of Osmolytes and Antioxidants to
751 Protect Photosynthesis and Growth in Wheat Plants. *Antioxidants* 11:372. DOI:
752 10.3390/antiox11020372.

753 Kavrayan D, Aydemir T. 2001. Partial purification and characterization of polyphenoloxidase
754 from peppermint (*Mentha piperita*). *Food Chemistry* 74:147–154. DOI: 10.1016/S0308-
755 8146(01)00106-6.

756 Khanum Z, Tiznado-Hernández ME, Ali A, Musharraf SG, Shakeel M, Khan IA. 2020.
757 Adaptation mechanism of mango fruit (*Mangifera indica* L. cv. Chaunsa White) to heat
758 suggest modulation in several metabolic pathways. *RSC Advances* 10:35531–35544.
759 DOI: 10.1039/D0RA01223H.

760 Khattab M, H. Hamed H, A. Awad N, A. ElKorashy H. 2021. PROLONGING THE SHELF LIFE
761 AND MAINTAINING FRUIT QUALITY OF NAOMI MANGO CULTIVAR. *PLANT*
762 *ARCHIVES* 21. DOI: 10.51470/PLANTARCHIVES.2021.v21.no1.229.

763 McKie VA, McCleary BV. 2016. A Novel and Rapid Colorimetric Method for Measuring Total
764 Phosphorus and Phytic Acid in Foods and Animal Feeds. *Journal of AOAC*
765 *INTERNATIONAL* 99:738–743. DOI: 10.5740/jaoacint.16-0029.

766 Mohsen F, Ibrahim M. 2021. Reducing fruit sunburn and splitting in Murrkot tangerine fruits by
767 using Silicate application. *Arab Universities Journal of Agricultural Sciences* 0:0–0. DOI:
768 10.21608/ajs.2021.54154.1314.

769 Muthuramalingam P, Muthamil S, Shilpha J, Venkatramanan V, Priya A, Kim J, Shin Y, Chen J-
770 T, Baskar V, Park K, Shin H. 2023. Molecular Insights into Abiotic Stresses in Mango.
771 *Plants* 12:1939. DOI: 10.3390/plants12101939.

772 Nasir M, Khan AS, Basra SMA, Malik AU. 2016. Foliar application of moringa leaf extract,
773 potassium and zinc influence yield and fruit quality of ‘Kinnow’ mandarin. *Scientia*
774 *Horticulturae* 210:227–235. DOI: 10.1016/j.scienta.2016.07.032.

775 Nath V, Kumar G, Pandey SD, Pandey S. 2019. Impact of Climate Change on Tropical Fruit
776 Production Systems and its Mitigation Strategies. In: Sheraz Mahdi S ed. *Climate*
777 *Change and Agriculture in India: Impact and Adaptation*. Cham: Springer International
778 Publishing, 129–146. DOI: 10.1007/978-3-319-90086-5_11.

779 Nieves-Cordones M, Al Shiblawi FR, Sentenac H. 2016. Roles and Transport of Sodium and
780 Potassium in Plants. In: Sigel A, Sigel H, Sigel RKO eds. *The Alkali Metal Ions: Their*
781 *Role for Life*. Metal Ions in Life Sciences. Cham: Springer International Publishing, 291–
782 324. DOI: 10.1007/978-3-319-21756-7_9.

783 Obenland D, Feliziani E, Zhu S, Zhao X, Margosan DA, Mlikota Gabler F, Van Zyl S, Romanazzi
784 G, Smilanick JL, Beno-Moualem D, Kaplunov T, Lichter A. 2015. Potassium application
785 to table grape clusters after veraison increases soluble solids by enhancing berry water
786 loss. *Scientia Horticulturae* 187:58–64. DOI: 10.1016/j.scienta.2015.03.005.

787 Pandey S. 2017. A REVIEW ON CONSTITUENTS, PHARMACOLOGICAL ACTIVITIES AND
788 MEDICINAL USES OF GLYCYRRHIZA GLABRA. *Universal Journal of Pharmaceutical*
789 *Research* 2:6–11. DOI: 10.22270/ujpr.v2i2.RW2.

- 790 Pandey D. 2020. Agricultural Sustainability and Climate Change Nexus. In: Singh P, Singh RP,
791 Srivastava V eds. *Contemporary Environmental Issues and Challenges in Era of Climate*
792 *Change*. Singapore: Springer Singapore, 77–97. DOI: 10.1007/978-981-32-9595-7_4.
- 793 Peng T, Meng L, Wang Y, Jin L, Jin H, Yang T, Yao Y. 2023. Alterations of the rhizosphere soil
794 microbial community composition and metabolite profiles of *Angelica sinensis* seedlings
795 by co-application of Nitrogen fixing bacteria and amino acids. *Plant and Soil* 493:535–
796 554. DOI: 10.1007/s11104-023-06248-4.
- 797 Per TS, Khan NA, Reddy PS, Masood A, Hasanuzzaman M, Khan MIR, Anjum NA. 2017.
798 Approaches in modulating proline metabolism in plants for salt and drought stress
799 tolerance: Phytohormones, mineral nutrients and transgenics. *Plant Physiology and*
800 *Biochemistry* 115:126–140. DOI: 10.1016/j.plaphy.2017.03.018.
- 801 Petoumenou DG, Patris V-E. 2021. Effects of Several Preharvest Canopy Applications on Yield
802 and Quality of Table Grapes (*Vitis vinifera* L.) Cv. Crimson Seedless. *Plants* 10:906.
803 DOI: 10.3390/plants10050906.
- 804 Rady MM, Desoky E-SM, Elrys AS, Boghdady MS. 2019. Can licorice root extract be used as
805 an effective natural biostimulant for salt-stressed common bean plants? *South African*
806 *Journal of Botany* 121:294–305. DOI: 10.1016/j.sajb.2018.11.019.
- 807 Ram RA, Rahim MA, Alam MS. 2020. Diagnosis and management of nutrient constraints in
808 mango. In: *Fruit Crops*. Elsevier, 629–650. DOI: 10.1016/B978-0-12-818732-6.00043-5.
- 809 Ramírez F, Davenport TL. 2010. Mango (*Mangifera indica* L.) flowering physiology. *Scientia*
810 *Horticulturae* 126:65–72. DOI: 10.1016/j.scienta.2010.06.024.
- 811 Ridgman WJ. 1990. Statistical Methods, 8th edn, by G. W. Snedecor & W. G. Cochran. xx +
812 503 pp. Ames: Iowa State University Press (1989). \$44.95 (hard covers). ISBN 0 8138
813 1561 6. *The Journal of Agricultural Science* 115:153–153. DOI:
814 10.1017/S0021859600074104.

- Rossi S, Burgess P, Jespersen D, Huang B. 2017. Heat-Induced Leaf Senescence Associated with Chlorophyll Metabolism in Bentgrass Lines Differing in Heat Tolerance. *Crop Science* 57. DOI: 10.2135/cropsci2016.06.0542.
- Rouphael Y, Colla G. 2018. Synergistic Biostimulatory Action: Designing the Next Generation of Plant Biostimulants for Sustainable Agriculture. *Frontiers in Plant Science* 9:1655. DOI: 10.3389/fpls.2018.01655.
- Santini G, Biondi N, Rodolfi L, Tredici MR. 2021. Plant Biostimulants from Cyanobacteria: An Emerging Strategy to Improve Yields and Sustainability in Agriculture. *Plants* 10:643. DOI: 10.3390/plants10040643.
- Sardans J, Peñuelas J. 2021. Potassium Control of Plant Functions: Ecological and Agricultural Implications. *Plants* 10:419. DOI: 10.3390/plants10020419.
- Shahid MA, Sarkhosh A, Khan N, Balal RM, Ali S, Rossi L, Gómez C, Mattson N, Nasim W, Garcia-Sanchez F. 2020. Insights into the Physiological and Biochemical Impacts of Salt Stress on Plant Growth and Development. *Agronomy* 10:938. DOI: 10.3390/agronomy10070938.
- Shehzad MA, Nawaz F, Ahmad F, Ahmad N, Masood S. 2020. Protective effect of potassium and chitosan supply on growth, physiological processes and antioxidative machinery in sunflower (*Helianthus annuus* L.) under drought stress. *Ecotoxicology and Environmental Safety* 187:109841. DOI: 10.1016/j.ecoenv.2019.109841.
- Shivran JS, Jat ML, Jat RK, Jat A. 2020. Adoption of Regular Bearing in Mango over Biennial Bearing. *International Journal of Current Microbiology and Applied Sciences* 9:149–154. DOI: 10.20546/ijcmas.2020.905.016.
- Silem AEM, Ismail H MH, Mohamed SHF. 2023. Using some anti-salinity materials for alleviating the adverse effects of soil and water salinity on fruiting of Keitte mango trees. *SVU-International Journal of Agricultural Sciences* 5:85–94. DOI: 10.21608/svuijas.2023.215956.1291.

- Singleton VL, Orthofer R, Lamuela-Raventós RM. 1999. [14] Analysis of total phenols and other oxidation substrates and antioxidants by means of folin-ciocalteu reagent. In: *Methods in Enzymology*. Elsevier, 152–178. DOI: 10.1016/S0076-6879(99)99017-1.
- Şirin S, Aslım B. 2019. Determination of antioxidant capacity, phenolic acid composition and antiproliferative effect associated with phenylalanine ammonia lyase (PAL) activity in some plants naturally growing under salt stress. *Medicinal Chemistry Research* 28:229–238. DOI: 10.1007/s00044-018-2278-6.
- Tirado-Kulieva VA, Gutiérrez-Valverde KS, Villegas-Yarlequé M, Camacho-Orbegoso EW, Villegas-Aguilar GF. 2022. Research trends on mango by-products: a literature review with bibliometric analysis. *Journal of Food Measurement and Characterization* 16:2760–2771. DOI: 10.1007/s11694-022-01400-7.
- Tohidi B, Rahimmalek M, Arzani A. 2017. Essential oil composition, total phenolic, flavonoid contents, and antioxidant activity of Thymus species collected from different regions of Iran. *Food Chemistry* 220:153–161. DOI: 10.1016/j.foodchem.2016.09.203.
- Tränkner M, Tavakol E, Jáklı B. 2018. Functioning of potassium and magnesium in photosynthesis, photosynthate translocation and photoprotection. *Physiologia Plantarum* 163:414–431. DOI: 10.1111/ppl.12747.
- Venzhik YuV, Shchyogolev SYu, Dykman LA. 2019. Ultrastructural Reorganization of Chloroplasts during Plant Adaptation to Abiotic Stress Factors. *Russian Journal of Plant Physiology* 66:850–863. DOI: 10.1134/S102144371906013X.
- Vlaisavljević S, Šibul F, Sinka I, Zupko I, Ocsovszki I, Jovanović-Šanta S. 2018. Chemical composition, antioxidant and anticancer activity of licorice from Fruska Gora locality. *Industrial Crops and Products* 112:217–224. DOI: 10.1016/j.indcrop.2017.11.050.
- Walworth JL, Sumner ME. 1987. The Diagnosis and Recommendation Integrated System (DRIS). In: Stewart BA ed. *Advances in Soil Science*. Advances in Soil Science. New York, NY: Springer New York, 149–188. DOI: 10.1007/978-1-4612-4682-4_4.

867 Wang M, Zheng Q, Shen Q, Guo S. 2013. The Critical Role of Potassium in Plant Stress
868 Response. *International Journal of Molecular Sciences* 14:7370–7390. DOI:
869 10.3390/ijms14047370.

870 Wellburn AR. 1994. The Spectral Determination of Chlorophylls a and b, as well as Total
871 Carotenoids, Using Various Solvents with Spectrophotometers of Different Resolution.
872 *Journal of Plant Physiology* 144:307–313. DOI: 10.1016/S0176-1617(11)81192-2.

873 Wen P-F, Chen J-Y, Wan S-B, Kong W-F, Zhang P, Wang W, Zhan J-C, Pan Q-H, Huang W-D.
874 2008. Salicylic acid activates phenylalanine ammonia-lyase in grape berry in response to
875 high temperature stress. *Plant Growth Regulation* 55:1–10. DOI: 10.1007/s10725-007-
876 9250-7.

877 Yahia EM, Ornelas-Paz JDJ, Brecht JK, García-Solís P, Maldonado Celis ME. 2023. The
878 contribution of mango fruit (*Mangifera indica* L.) to human nutrition and health. *Arabian*
879 *Journal of Chemistry* 16:104860. DOI: 10.1016/j.arabjc.2023.104860.

880 Yamasaki S, Dillenburg LR. 1999. MEASUREMENTS OF LEAF RELATIVE WATER CONTENT
881 IN ARAUCARIA ANGUSTIFOLIA. 11:69–75.

882 Yassin M, Ataya S, Fahmy F. 2023. THE EFFECT OF SPRAYING WITH FENUGREEK
883 EXTRACT, SALICYLIC ACID AND POTASSIUM SILICATE ON YIELD AND FRUIT
884 QUALITY OF TWO POMEGRANATE CULTIVARS. *Egyptian Journal of Desert*
885 *Research* 73:713–739. DOI: 10.21608/ejdr.2024.245700.1157.

886 You J, Chan Z. 2015. ROS Regulation During Abiotic Stress Responses in Crop Plants.
887 *Frontiers in Plant Science* 6. DOI: 10.3389/fpls.2015.01092.

888 Younes NA, Dawood MFA, Wardany AA. 2019. Biosafety assessment of graphene nanosheets
889 on leaf ultrastructure, physiological and yield traits of *Capsicum annuum* L. and *Solanum*
890 *melongena* L. *Chemosphere* 228:318–327. DOI: 10.1016/j.chemosphere.2019.04.097.

891 Younes NA, Hassan HS, Elkady MF, Hamed AM, Dawood MFA. 2020. Impact of synthesized
 892 metal oxide nanomaterials on seedlings production of three Solanaceae crops. *Heliyon*
 893 6:e03188. DOI: 10.1016/j.heliyon.2020.e03188.

894 Younes NA, Rahman MdM, Wardany AA, Dawood MFA, Mostofa MG, Keya SS, Abdel Latef
 895 AAH, Tran L-SP. 2021. Antioxidants and Bioactive Compounds in Licorice Root Extract
 896 Potentially Contribute to Improving Growth, Bulb Quality and Yield of Onion (*Allium*
 897 *cepa*). *Molecules* 26:2633. DOI: 10.3390/molecules26092633.

898

Table 1(on next page)

Table 1

Chemical analysis of licorice root extract (LRE) according to Rady et al., desoky, et. al., and Younes et al. [35-37]

1 Table 1. Chemical analysis of licorice root extract (LRE) according to Rady et al., desoky, et. al.,
2 and Younes et al. [35–37]

Constituents	Value
Na+ (mg 100mg-1 dr.wt.)	101.54
K+ (mg 100mg-1 dr.wt.)	376.96
Ca2+ (mg 100mg-1 dr.wt.)	754.90
Mg2+ (mg 100mg-1 dr.wt.)	524.78
Fe+ (mg 100mg-1 dr.wt.)	32.88
Zn2+ (mg 100mg-1 dr.wt.)	0.91
Total phenols (mg of GAE g-1 dr.wt.)	4.38
Total flavonoids (mg of QE g-1 dr.wt.)	2.14
Total antioxidant capacity(mg of AAE g-1 dr.wt.)	72.99
Tannins (mg 100 g-1 dr.wt.)	33.98
Saponins (mg 100 g-1 dr.wt.)	21.00
Ascorbic acids (mg 100 g-1 dr.wt.)	2.77
Ferric reducing antioxidant power (mg 100-1 Dr.wt.)	43.90

Aae, L-ascorbic acid equivalent; dr.wt, dry weight; GAE, gallic acid equivalent; QE, quercetin equivalent; mg, milligram.

3

Table 2(on next page)

Weather data of El Salheya El Gedida district, El-Sharqia Governorate, Egypt (means 2022 and 2023)

1

2 Table 2: Weather data of El Salheya El Gedida district, El-Sharqia Governorate, Egypt
3 (means 2022 and 2023)

Months	T2M	TMIN	TMAX	RH2M	RAIN	SRAD
January	12.11	6.68	19.42	51.78	2.20	13.08
February	13.64	7.56	21.63	57.93	5.60	15.29
March	15.81	9.19	23.99	57.68	11.00	19.55
April	19.69	12.34	28.40	51.01	2.40	23.47
May	26.35	17.31	36.70	39.58	0.10	27.32
June	29.57	21.53	38.58	44.71	0.00	27.62
July	30.65	22.43	39.82	44.28	0.00	28.26
August	30.71	22.88	39.60	45.50	0.00	26.21
September	27.69	20.80	36.26	53.63	0.00	22.95
October	24.72	18.75	32.49	61.41	19.40	17.80
November	20.72	15.16	28.72	58.28	0.00	14.73
December	14.91	10.08	21.60	63.37	12.80	12.05
Average and Sum	22.21	15.39	30.60	52.43	53.50	20.70

4

Interpretation

- T2M Temperature Average at 2 Meters (°C)
- TMIN Temperature at 2 Meters Minimum (°C)
- TMAX Temperature at 2 Meters Maximum (°C)
- RH2M Relative Humidity Average at 2 Meters (%)
- RAIN Precipitation (mm)
- SRAD Solar Radiation (MJ/m^2/day)

5

Table 3(on next page)

Foliar sprays on mango trees

1 Table 3. Foliar sprays on mango trees:

Treatments	Foliar spray material	Concentrations
Control	Water spray	0.0
LRE2	Licorice root extract	2g/l
LRE4	Licorice root extract	4g/l
LRE6	Licorice root extract	6g/l
PS1	potassium sorbate	1mM
PS2	potassium sorbate	2mM
PS3	potassium sorbate	3mM

2
3
4

Figure 1

Figure 1. Effect of licorice-root extract and Potassium sorbate spray on leaf area of the 'Osteen' mango cultivar in 2022 and 2023 seasons. Control: water spray, LRE2, LRE4, LRE6,: 2, 4 and 6g/l Licorice root extract, PS1, PS2 and PS3.: 1, 2 and 3mM potas

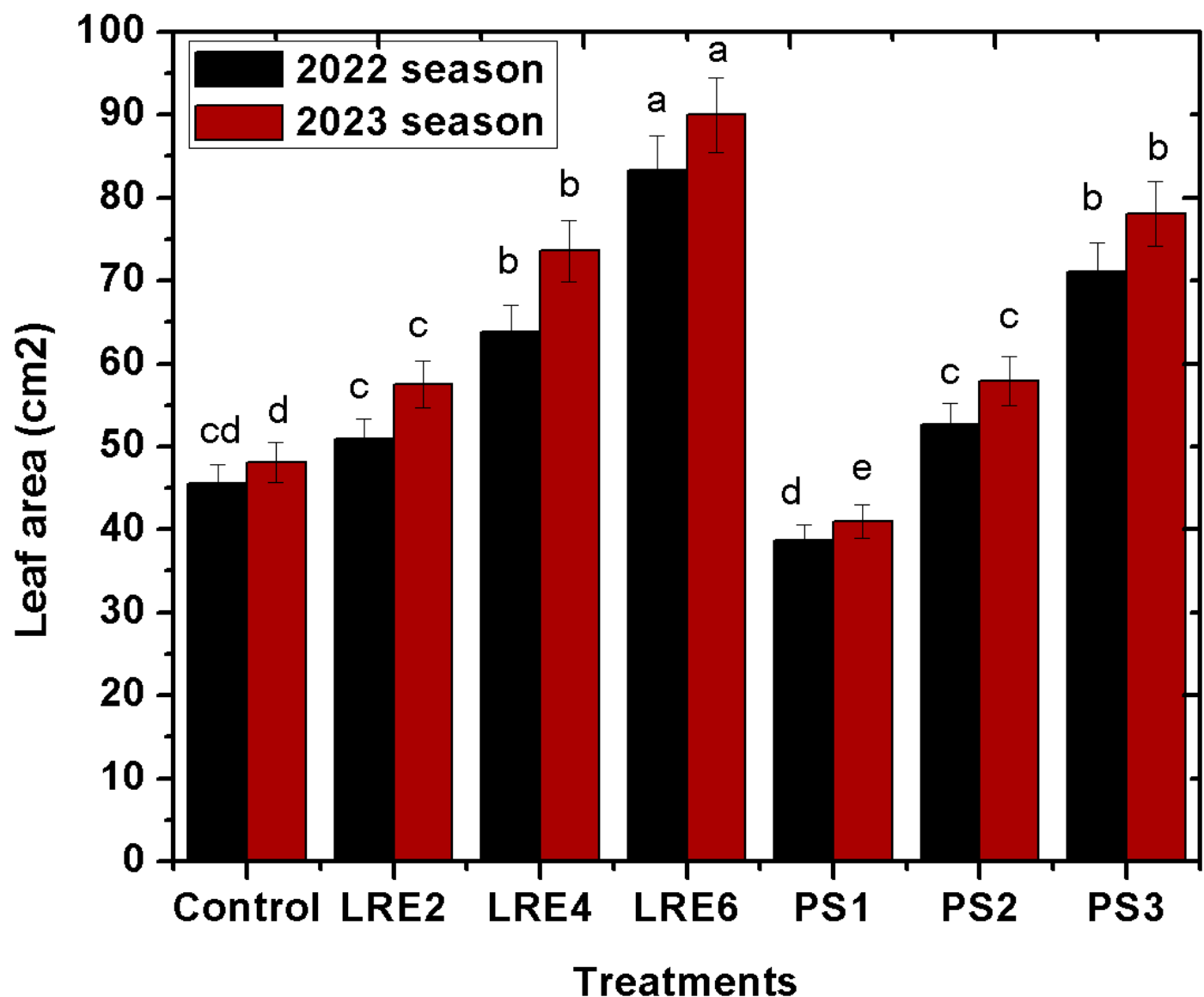


Figure 2

Figure 2. Effect of licorice-root extract and Potassium sorbate spray on fruit weight and No. of fruit/tree of the 'Osteen' mango cultivar in 2022 and 2023 seasons. Control: water spray, LRE2, LRE4, LRE6,: 2, 4 and 6g/l Licorice root extract, PS1, PS2 and

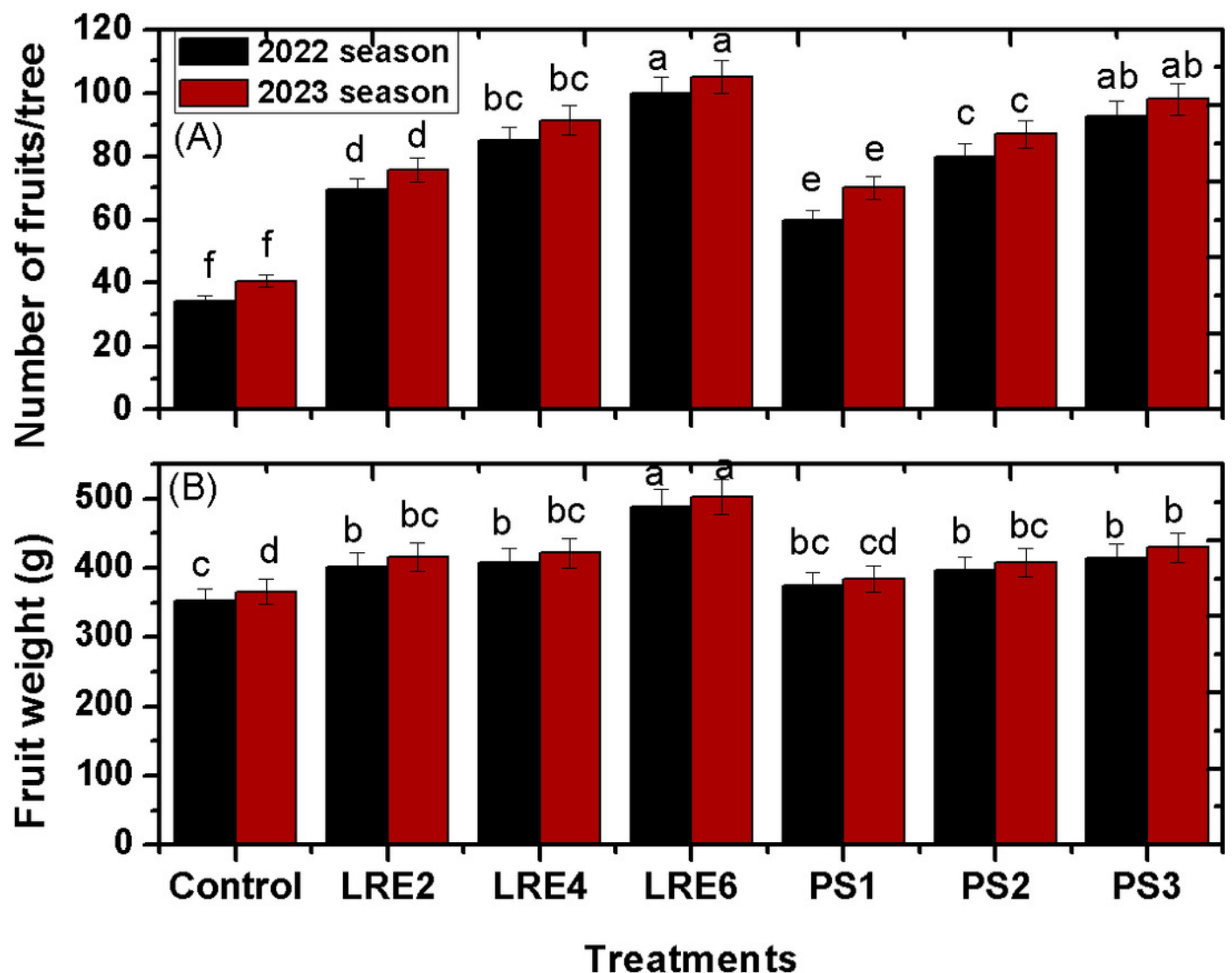


Figure 3

Figure 3. Effect of licorice-root extract and Potassium sorbate spray on yield /tree and yield increasing (%) of the 'Osteen' mango cultivar in 2022 and 2023 seasons. A): yield component/tree (kg) and B): yield increasing %. Control: water spray, LRE2, LR

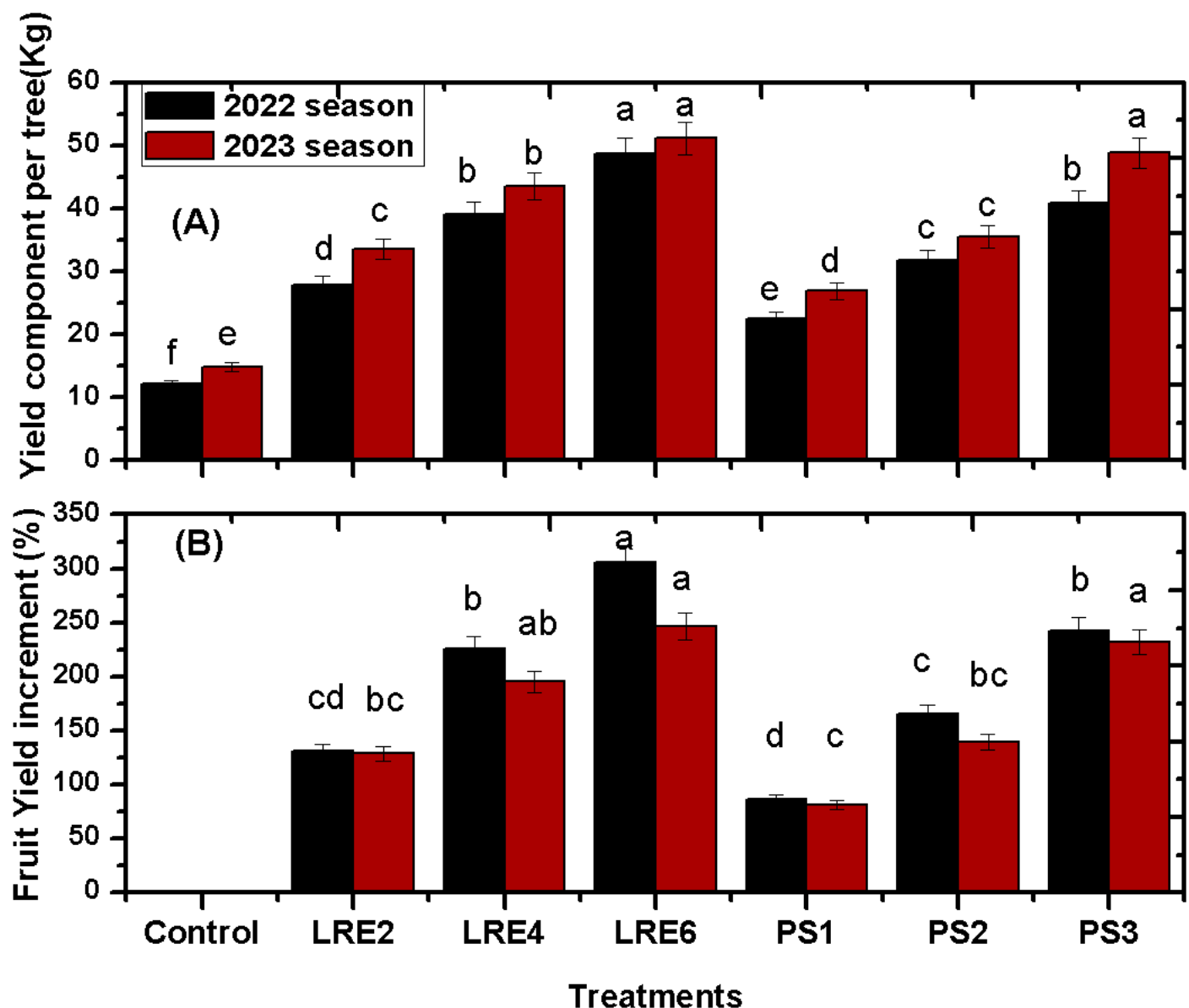


Figure 4

Figure 4. Effect of licorice-root extract and Potassium sorbate spray on No. of sun-burned fruits of the 'Osteen' mango cultivar in 2022 and 2023 seasons. Control: water spray, LRE2, LRE4, LRE6,: 2, 4 and 6g/l Licorice root extract, PS1, PS2 and PS3.: 1, 2 and 3g/l Potassium sorbate.

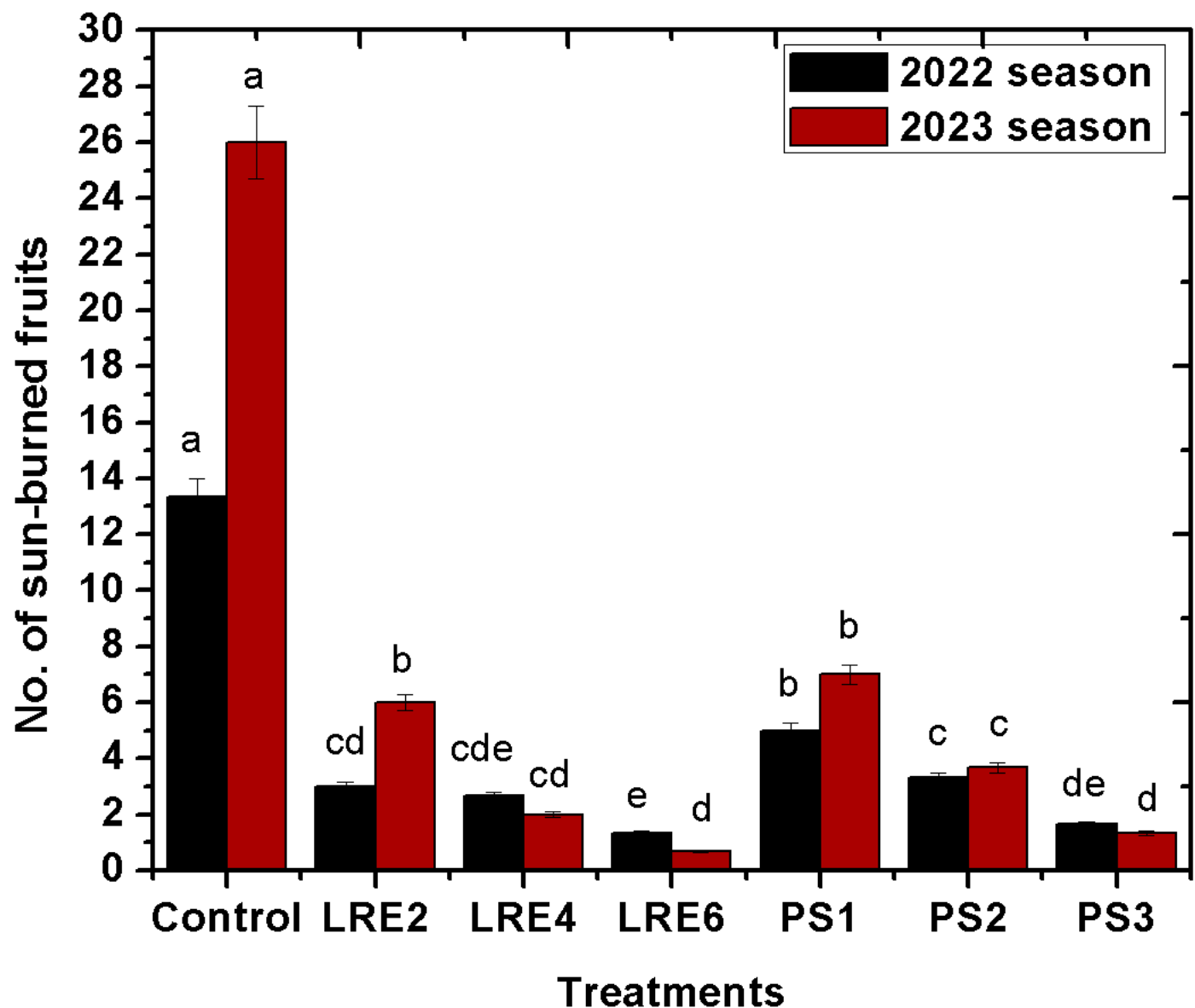


Figure 5

Figure 5. Effect of licorice-root extract and Potassium sorbate spray on some of fruit chemical characteristics of the 'Osteen' mango cultivar in 2022 and 2023 seasons. A): TSS Brix°, B): Total acidity%, C):TSS/acid ratio and Vitamine C. Control: water sp

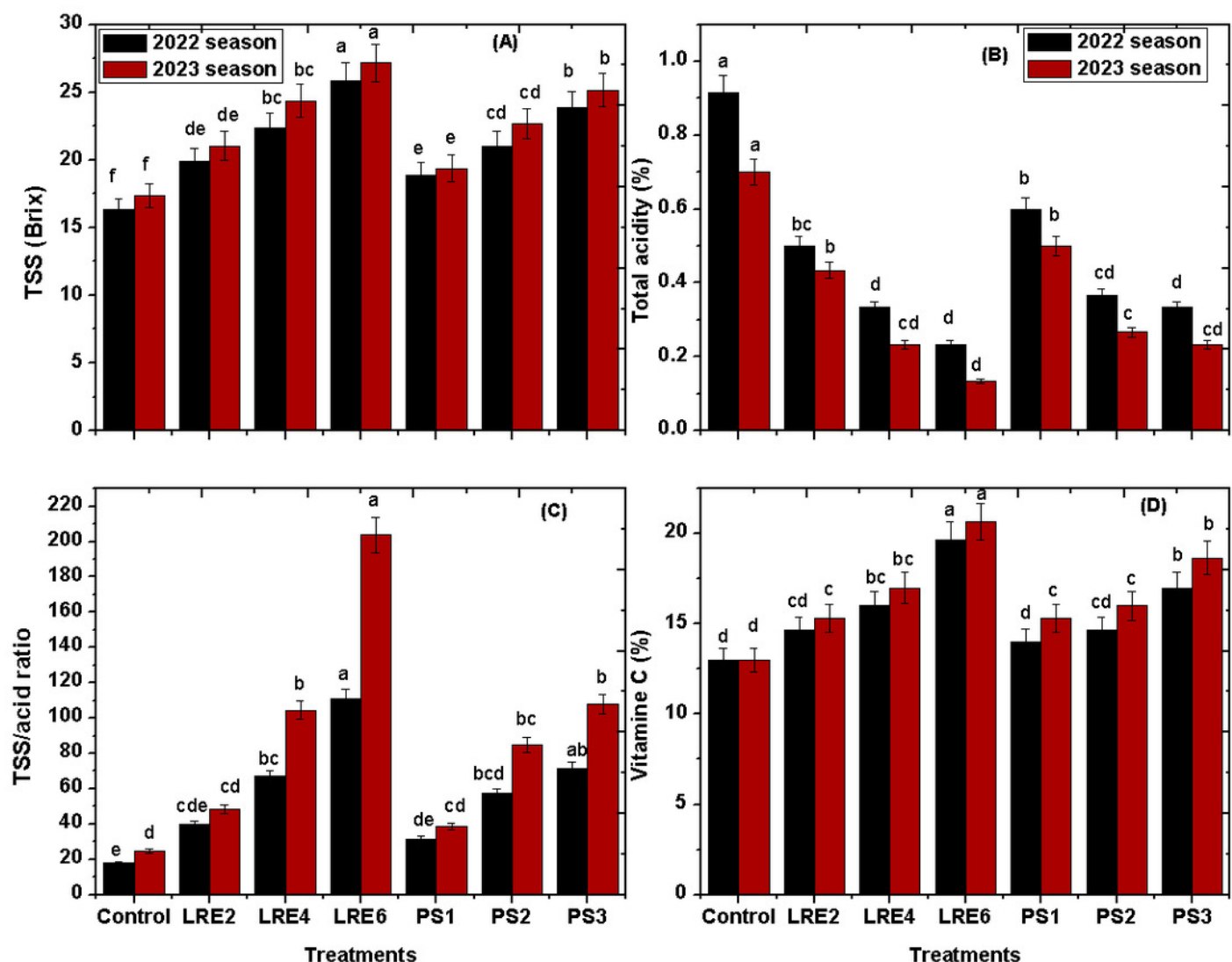


Figure 6

Figure 6. Effect of licorice-root extract and Potassium sorbate on the photosynthetic Pigments Leaf of the 'Osteen' mango cv. under heat stress in 2022 and 2023 seasons. Control: water spray, LRE2, LRE4, LRE6,: 2, 4 and 6g/l Licorice root extract, PS1, PS

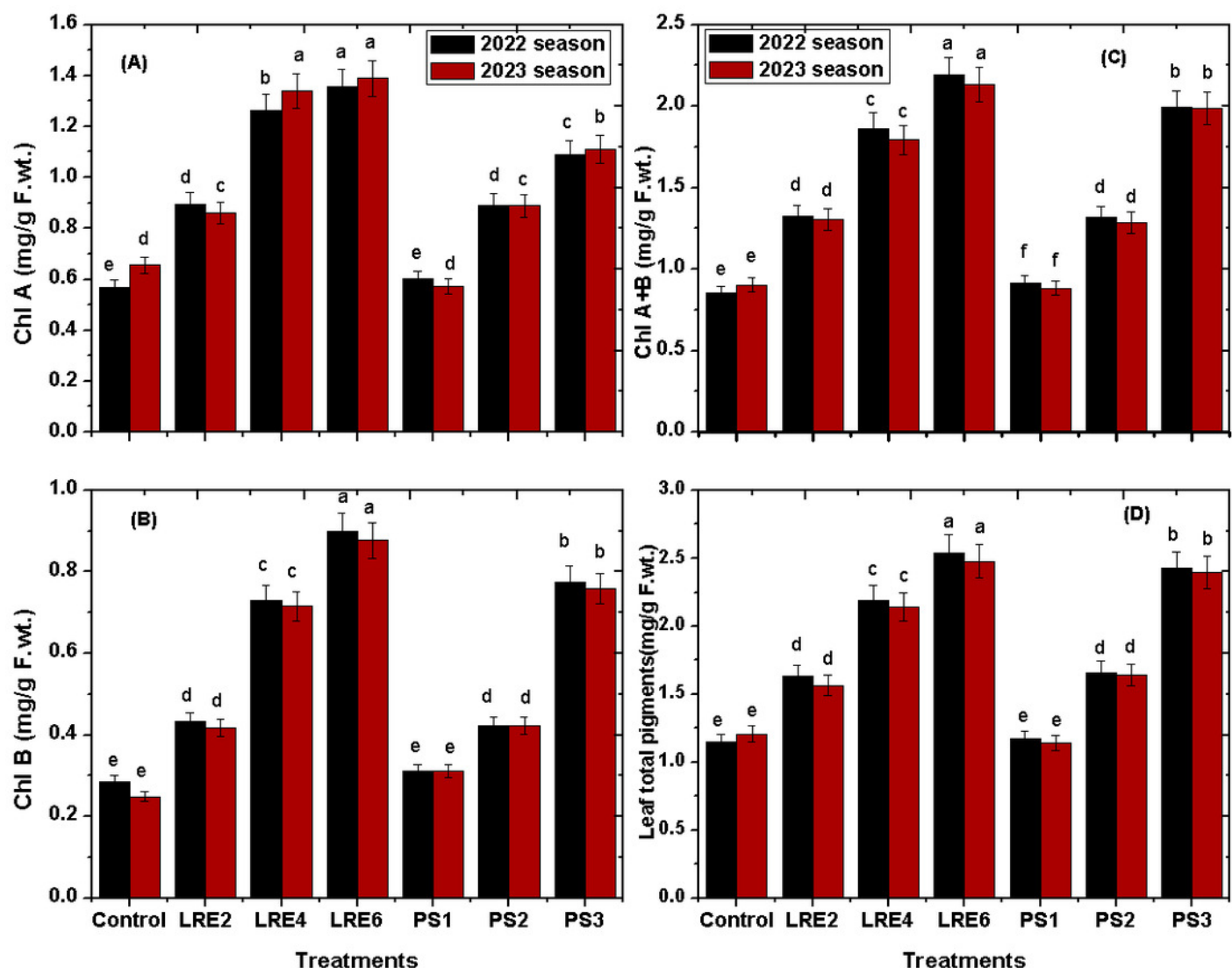


Figure 7

Figure 7. Effect of licorice-root extract and Potassium sorbate on carotenoids, catalase activity, peroxidase activity and polyphenol oxidase activity of leaves osten mango cv. under heat stress in 2022 and 2023 seasons. Control: water spray, LRE2, LRE4,

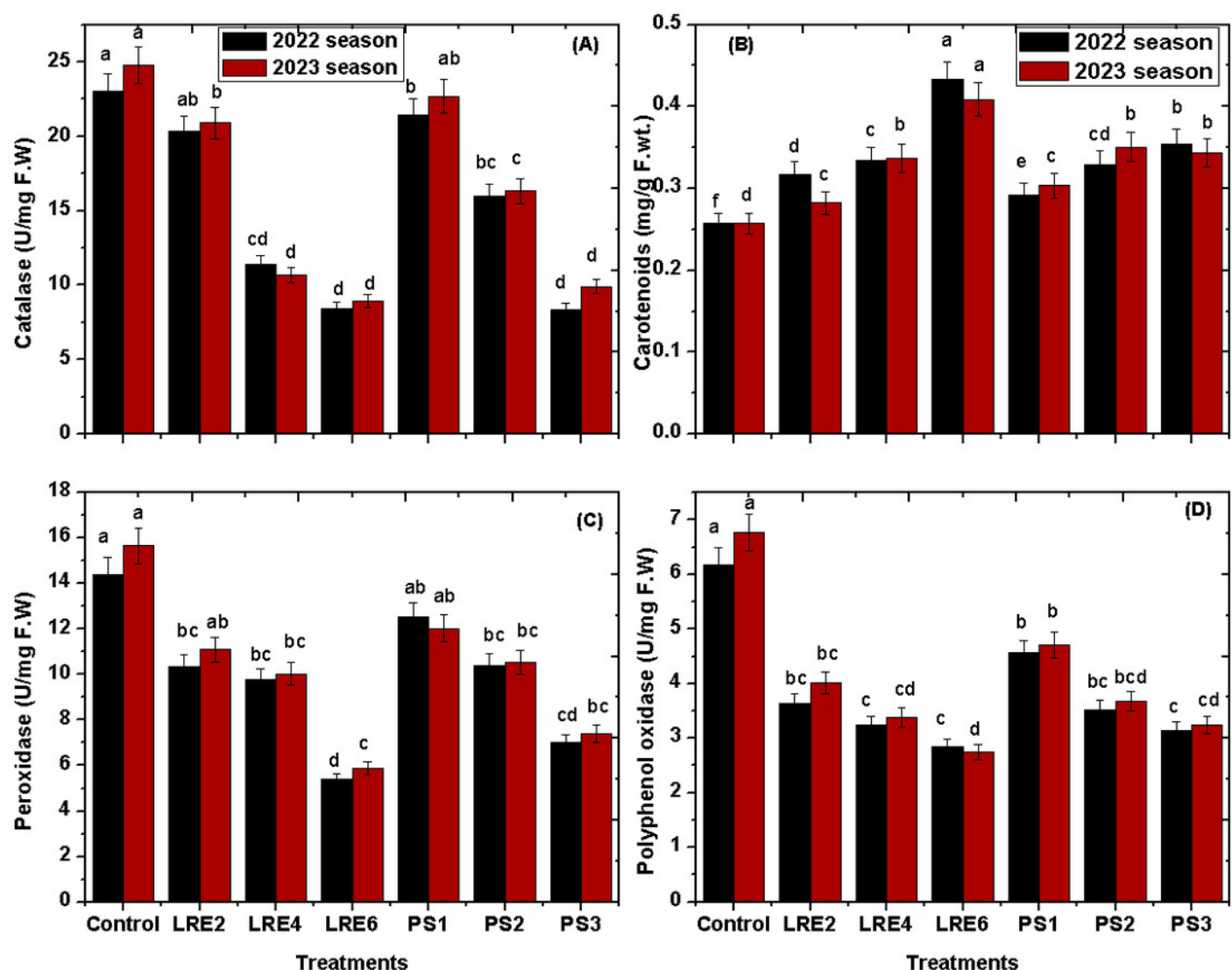


Figure 8

Figure 8. Effect of licorice-root extract and Potassium sorbate on Total flavonoids, total phenolic and proline of leaves osteen mango cv. under heat stress in 2022 and 2023 seasons. Control: water spray, LRE2, LRE4, LRE6,: 2, 4 and 6g/l Licorice root ext

