



Exogenous melatonin treatment on post-harvest jujube fruits maintains physicochemical qualities during extended cold storage

Yang Wang*, Jirui Zhang*, Qiaoli Ma, Xaio'ai Zhang, Xian Luo and Qunxian Deng

College of Horticulture, Sichuan Agricultural University, Chengdu, Sichuan, China

*These authors contributed equally to this work.

ABSTRACT

This study was conducted to investigate the visual appearance and physicochemical changes of postharvest jujube fruits (*Ziziphus jujuba* Mill. cv. Shucuizao) stored under 0 °C for 15 days. The fruits were dipped in 0 (control), 50, 100, 200 and 400 μM melatonin solutions after harvest. The results showed that treatment with a suitable melatonin concentration improved the rate of crisp fine fruits, delayed weight loss and firmness decline, and suppressed changes in total soluble solids (TSS) and titratable acidity (TA) contents of jujube fruits compared with the control. In addition, jujube fruits soaked with melatonin showed improved antioxidant capacity through increased ascorbic acid (AsA) content, enhanced superoxide dismutase (SOD) activity, and decreased malonaldehyde (MDA) content. As a result, 50 μM melatonin showed the greatest improvement of visual appearance and quality maintenance, and could be used as an effective treatment to preserve postharvest jujube fruit.

Subjects Agricultural Science, Biochemistry, Food Science and Technology, Plant Science

Keywords Melatonin, Postharvest jujube, Visual appearance, Physicochemical changes

INTRODUCTION

Melatonin, chemically named *N*-acetyl-5-methoxytryptamine, is a small indole molecule that exists in most biological organisms (Arnao & Hernández-Ruiz, 2015). Melatonin plays an important role in biological processes, such as plant growth (Nawaz et al., 2021), fruit ripening and senescence (Wang et al., 2020), and biotic and abiotic stress responses (Tiwareti et al., 2020). Growing evidence shows that exogenous melatonin had a positive effect on the preservation of postharvest fruits (Bal, 2019). Melatonin treatment attenuated postharvest decay of strawberry (Liu et al., 2018; Aghdam & Fard, 2017), litchi (Zhang et al., 2021) and peach (Gao et al., 2016), improved the antioxidant capacity of loquat (Wang et al., 2021a; Wang et al., 2021b) and sweet cherry (Sharafi et al., 2021), and maintained the quality of orange (Ma et al., 2021) during cold storage, thus extending postharvest life of fresh fruits.

Jujube (*Ziziphus jujuba* Mill.) is a characteristic economic forest fruit native to China (Liu et al., 2014). Jujube fruit is very popular among consumers due to its unique aroma and taste, as well as its high content of ascorbic acid (AsA), phenolic compounds, triterpene

Submitted 22 June 2022

Accepted 8 September 2022

Published 14 October 2022

Corresponding author
Qunxian Deng, dqxlwj@sina.com

Academic editor
Sukamal Sarkar

Additional Information and
Declarations can be found on
page 13

DOI 10.7717/peerj.14155

Distributed under
Creative Commons Public
Domain Dedication

OPEN ACCESS

acids, mineral elements, and other medicinal and edible homologous substances ([Bai et al., 2016](#); [Guo et al., 2015](#); [Islam et al., 2022](#); [Karakaya et al., 2020](#); [Ozturk et al., 2021](#); [Pu et al., 2017](#); [Tahergorabi et al., 2015](#)). Postharvest jujube is highly perishable due to its strong respiration intensity and metabolism. When stored at room temperature and humidity for 3–5 d, jujube fruit could lose water, shrink, soften and brown, which has an adverse effect on transportation and sales, and seriously reduces its economic value ([Liu & Wang, 2019](#); [Shams Najafabadi et al., 2021](#); [Yu et al., 2021](#)).

Exogenous melatonin has also been used in the storage and preservation of jujube. However, the optimal melatonin concentration for preservation of postharvest fresh jujube could differ due to differences of variety, storage temperature and treatment method ([Deng et al., 2021](#); [Wang et al., 2021a](#); [Wang et al., 2021b](#); [Tang et al., 2020](#)). Jujube cv. Shucuizao is an excellent fresh variety with high fruit setting rate, thin peel, and rich flavor. Similarly, effective measures to minimize postharvest decay of “Shucuizao” fruits are the priority for researchers. In this study, the effects of exogenous melatonin on visual appearance and physicochemical changes of jujube fruit during cold storage were investigated. In particular, we provided an effective scheme to maintain physicochemical qualities of “Shucuizao” during cold storage.

MATERIALS & METHODS

Materials

Jujube fruits (*Ziziphus jujuba* Mill. cv. Shucuizao) were hand-harvested from an orchard in Wanfo Village (31°26′34″N, 104°46′18″E), Deyang City, Sichuan Province, with an altitude of about 660 m and a subtropical humid monsoon climate. At the reddening stage (commercial maturity), disease-free jujube fruits of uniform color and size were collected from the grafted seedlings (*Ziziphus acidojujuba* as rootstock) of five-year-old “Shucuizao” trees cultivated under a rain shelter. And the samples were brought back to the laboratory.

Experimental design

The experiment was conducted at the Chengdu Campus of Sichuan Agricultural University (30°42′N, 103°51′E). 0.700 g of melatonin (BC grade; Sangon Biotech, Shanghai, China) was dissolved in 10 mL absolute alcohol (AR grade), followed by 7.5 L distilled water to form 400 μ M solution. The five concentrations were as follows: 0 (distilled water, control), 50, 100, 200 and 400 μ M, by adjusting the ratio of distilled water and 400 μ M solution. The jujube fruits of the uniform maturity and size were screened and randomly divided into five groups, each containing 60 fruits and soaked in 4 L distilled water and melatonin solution with different concentrations for 2 h ([Deng et al., 2021](#)). After drying, the fruit were put into PE plastic bags (length 32 cm, width 45 cm, thickness 0.04 mm) with six round holes (diameter 1.5 cm) and placed at 0 °C for pre-cooling for 12 h. The fruits were then stored in an artificial climate chamber (ALH-358-3; Ningbo Jiangnan Instrument Factory, Zhejiang, China) under the following conditions: 0 \pm 1 °C with 90 \pm 5% relative humidity ([Zhao et al., 2020](#)). At storage times of 0, 3, 6, 9, 12 and 15 d, 10 jujube fruits were randomly selected for evaluation of appearance and textural changes and physicochemical changes analysis. Each treatment was completed with three replicates.

Sample analysis

Evaluation of appearance and textural changes

The statistical methods for evaluating visual appearance followed [Wu et al. \(2015\)](#). The fruits were divided into four types as follows. Crisp fine fruits largely maintained their original crispness and firmness, had no disease spots, and had commercial characteristics. Crisp rotten fruits remained crisp and firm as a whole, but had varying degrees of disease and rot. Soft fruits were soft and diseased. Rotten fruits had visible disease spots, and loss of commercial value. The commercial value of the four grade fruits was from high to low was as follows: crisp fine fruits, crisp rotten fruits, soft fruits, and rotten fruits. The number of four grade of fruit was divided respectively by the total amount to get their respective percentages.

Determination of weight loss and firmness

Ten jujube fruits were weighed using a digital scale (Practum224-1CN; Sartorius, Göttingen, Germany). The weight loss was calculated by the following formula ([Yang et al., 2021](#)).

$$\text{Weight loss (\%)} = \frac{m_0 - m_1}{m_0} \times 100$$

m_0 is the initial weight and m_1 is the weight measured during the storage period.

Fruit firmness was determined using a digital fruit firmness tester (GY-4; Jinyang, Beijing, China) fitted with a cylinder probe of 7.9 mm. Two sides of fruits along the equatorial region were chosen to measure firmness.

Concentrations of total soluble solids, titratable acidity and ascorbic acid analysis

Fruits including the skin were chopped up, mixed evenly, and the juice was collected to determine the total soluble solids (TSS) content using a portable digital refractometer (PAL-1; ATAGO, Tokyo, Japan). Sample (0.500 g) was extracted with distilled water, and the titratable acidity (TA) content (calculated as malic acid) was determined by the sodium hydroxide titration method ([Zhang et al., 2012](#)). Additionally, sample (0.400 g) was extracted with 2% oxalic acid, and the 2,6-dichlorophenol indophenol titration method was used to determine the ascorbic acid (AsA) concentration ([Zhang et al., 2012](#)).

Determination of superoxide dismutase activity and malonaldehyde content

The sample (0.500 g) was extracted with 10 mL phosphoric acid buffer (0.5 mM, pH 7.8), centrifuged (8000 rpm, 10 min), and the supernatant was used to determine the activity of superoxide dismutase (SOD) by the reduction method with nitrotetrazolium blue chloride ([Giannopolitis & Ries, 1977](#)).

The sample (0.500 g) was extracted with five mL trichloroacetic acid, and the supernatant was added with thiobarbituric acid after centrifugation and bathed in boiling water for 30 min. The absorbance of the extracts was determined at various wavelengths (450, 532, 600 nm) to calculate malonaldehyde (MDA) content ([Sagi, Omarov & Lips, 1998](#)).

Statistical analysis

Statistical analyses in this study were conducted using the SPSS 20.0 statistical software (IBM, Chicago, IL, USA). Data were analyzed by one-way analysis of variance, with

significant differences (Duncan's multiple range test) assessed at the 5% confidence level. Pearson's correlation analysis was carried out between visual appearance and physicochemical changes, and was used for heatmap analyses with Origin 2022 (OriginLab, Northampton, MA, USA).

RESULTS

Effect of exogenous melatonin on visual appearance of postharvest jujube fruit

The various concentrations of exogenous melatonin had different effects on the percentages of crisp fine, crisp rotten, soft and rotten fruits during the storage period (Table 1). Compared with the control, 50, 100, and 200 μM melatonin significantly increased the percentage of crisp fine fruits after storage for 12 d and 15 d. In addition, the percentage of crisp fine fruits in the 50 μM treatment was approximately two and four times that in the 100 and 200 μM treatments at 15 d, respectively. The percentage of crisp rotten fruits in 50 μM melatonin treatment decreased by 75.18% ($p < 0.05$), 27.25% ($p < 0.05$), 27.35% ($p < 0.05$) and 24.51% ($p < 0.05$) at 3, 6, 9 and 15 d, respectively, in comparison with the control. Compared with the control, 200 and 400 μM melatonin increased the percentage of soft fruits at 15 d by 32.59% ($p < 0.05$) and 48.52% ($p < 0.05$), respectively, while there was no significant difference between 50 and 100 μM treatments. The percentage of rotten jujube fruits increased with storage time. Compared with the control, 100 μM treatments solution significantly reduced the percentage of rotten fruits by 20.26%, other concentrations, however, had little effect.

Effects of exogenous melatonin on the weight loss of postharvest jujube fruit

The weight loss of jujubes increased with the extension of storage time (Fig. 1). Except for 400 μM at 9 and 12 d, the different concentrations of exogenous melatonin significantly retarded the increase in weight loss of jujube fruit during storage compared with the control. The lowest weight loss during storage was in jujube fruits treated with 50 μM melatonin. Compared with the control, 50 μM melatonin reduced weight loss by 53.98% ($p < 0.05$), 60.21% ($p < 0.05$), 50.27% ($p < 0.05$), 42.65% ($p < 0.05$) and 41.29% ($p < 0.05$) at 3, 6, 9, 12 and 15 d, respectively.

Effects of exogenous melatonin on firmness of postharvest jujube fruit

The firmness of jujube fruit decreased with storage time and reached the lowest value at 15 d (Fig. 2). In comparison with the control, 50 μM melatonin increased the firmness of jujube fruit by 9.26% ($p < 0.05$), 9.56% ($p < 0.05$), 11.73% ($p < 0.05$) and 11.53% ($p < 0.05$) on 6, 9, 12, and 15 d, respectively. The other three concentrations of melatonin had no obvious effect on jujube fruit during storage.

Effects of exogenous melatonin on TSS contents of postharvest jujube fruit

The TSS contents of untreated jujubes gradually increased during storage, while the TSS contents of melatonin-soaked jujubes increased first and then decreased (Fig. 3).

Table 1 Effect of exogenous melatonin on preservation of visual appearance of postharvest jujube fruit.

Index/%	Storage time/d	Control	50 μ M	100 μ M	200 μ M	400 μ M
Crisp fine fruits	3	66.9 \pm 7.7bc	86.8 \pm 11.5a	83.3 \pm 7.0ab	82.9 \pm 10.5ab	59.9 \pm 7.4c
	6	49.9 \pm 4.5b	66.9 \pm 7.2a	56.6 \pm 7.2ab	61.9 \pm 4.5a	46.7 \pm 6.6b
	9	46.7 \pm 4.9ab	53.3 \pm 6.2a	40.2 \pm 6.1bc	30.8 \pm 4.6c	20.2 \pm 3.1d
	12	10.3 \pm 2.0c	24.4 \pm 2.8a	20.0 \pm 3.6ab	16.7 \pm 2.4b	10.1 \pm 1.9c
	15	0.0 \pm 0.0d	11.5 \pm 1.8a	6.7 \pm 0.8b	3.6 \pm 0.7c	0.0 \pm 0.0d
Crisp rotten fruits	3	26.6 \pm 2.1b	6.6 \pm 1.3d	10.2 \pm 1.7cd	13.6 \pm 1.5c	33.3 \pm 3.1a
	6	36.7 \pm 2.9a	26.7 \pm 3.6b	30.1 \pm 3.8b	27.7 \pm 3.4b	41.3 \pm 4.2a
	9	45.7 \pm 5.0b	33.2 \pm 2.9c	40.3 \pm 4.7bc	48.4 \pm 5.9b	65.5 \pm 4.8a
	12	55.3 \pm 5.2a	48.4 \pm 4.8a	50.0 \pm 4.3a	50.2 \pm 6.0a	51.8 \pm 7.5a
	15	50.6 \pm 6.8a	38.2 \pm 4.7b	50.8 \pm 5.2a	38.3 \pm 4.6b	40.0 \pm 5.2b
Soft fruits	3	6.7 \pm 0.6a	6.8 \pm 0.7a	6.9 \pm 0.5a	3.4 \pm 0.4b	6.7 \pm 0.6a
	6	10.3 \pm 1.4b	6.6 \pm 0.8c	13.3 \pm 0.8a	10.4 \pm 0.8b	10.2 \pm 0.9b
	9	16.7 \pm 1.5b	13.2 \pm 1.1c	16.6 \pm 0.9b	20.6 \pm 1.8a	14.0 \pm 1.3c
	12	20.6 \pm 2.3b	17.4 \pm 1.6b	20.3 \pm 2.8b	16.8 \pm 1.9b	25.8 \pm 2.6a
	15	27.0 \pm 2.1cd	30.8 \pm 3.4bc	22.3 \pm 3.9d	35.8 \pm 3.5ab	40.1 \pm 6.1a
Rotten fruits	3	0.0 \pm 0.0a	0.0 \pm 0.0a	0.0 \pm 0.0a	0.0 \pm 0.0a	0.0 \pm 0.0a
	6	3.4 \pm 0.4a	0.0 \pm 0.0b	0.0 \pm 0.0b	0.0 \pm 0.0b	0.0 \pm 0.0b
	9	3.4 \pm 0.3a	0.0 \pm 0.0b	3.6 \pm 0.4a	0.0 \pm 0.0b	0.0 \pm 0.0b
	12	13.8 \pm 1.2a	10.4 \pm 1.3b	10.1 \pm 1.1b	11.7 \pm 1.0b	11.2 \pm 1.4b
	15	23.2 \pm 1.4a	19.3 \pm 1.4ab	18.5 \pm 2.1b	21.5 \pm 2.3ab	20.2 \pm 2.9ab

Notes.

Note: Values are means of three replicates \pm SD and different lowercase letters in the same row indicate significant differences (Duncan's multiple range test, $p < 0.05$).

The range of change was 15.53%–19.10%. Compared with the control, 50 and 100 μ M melatonin significantly increased the TSS contents on 9 d by 12.69% ($p < 0.05$) and 11.11% ($p < 0.05$), respectively. The TSS contents of fruits treated with 200 μ M melatonin on 12 d were decreased by 7.09% ($p < 0.05$) in comparison with the control. Furthermore, fruits soaked in 200 and 400 μ M melatonin solution significantly decreased the TSS content on 15 d by 13.70% ($p < 0.05$), and 10.34% ($p < 0.05$), respectively, compared with the control.

Effects of exogenous melatonin on the TA contents of postharvest jujube fruit

Except for 50 μ M, changes in TA contents with melatonin treatments with progression storage interval followed the sequence of increase (0–3 d) then decrease (3–6 d), again increase (6–12 d) and finally decrease (12–15 d) (Fig. 4). Compared with 0 d, the TA content in each treatment increased to different degrees at 15 d. However, the fruit treated with 400 μ M melatonin reached a peak value of 0.78%, which was a significant increase of 44.91% compared with the control, at 12 d. In addition, 50, 100 and 400 μ M melatonin reduced the TA content of jujube fruits by 11.08% ($p < 0.05$), 9.71% ($p < 0.05$) and 4.85% ($p < 0.05$), respectively, after 15 d of cold storage, in comparison with the control.

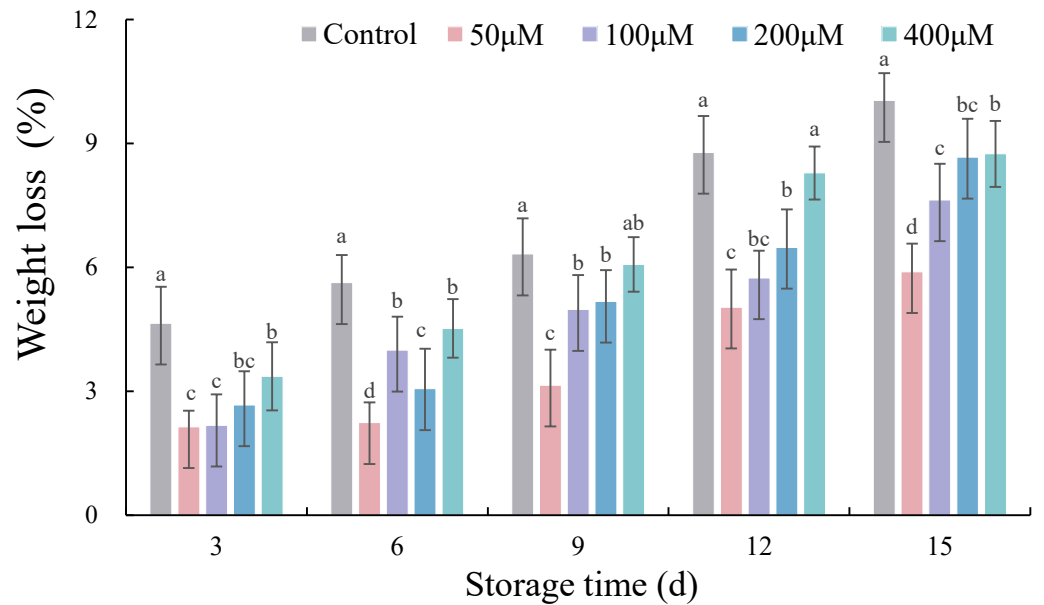


Figure 1 Effects of exogenous melatonin on the weight loss of postharvest jujube fruit. Values are means of three replicates \pm SD and different lowercase letters at the same storage time indicate significant differences between treatments with different concentrations of melatonin (Duncan's multiple range test, $p < 0.05$).

Full-size DOI: 10.7717/peerj.14155/fig-1

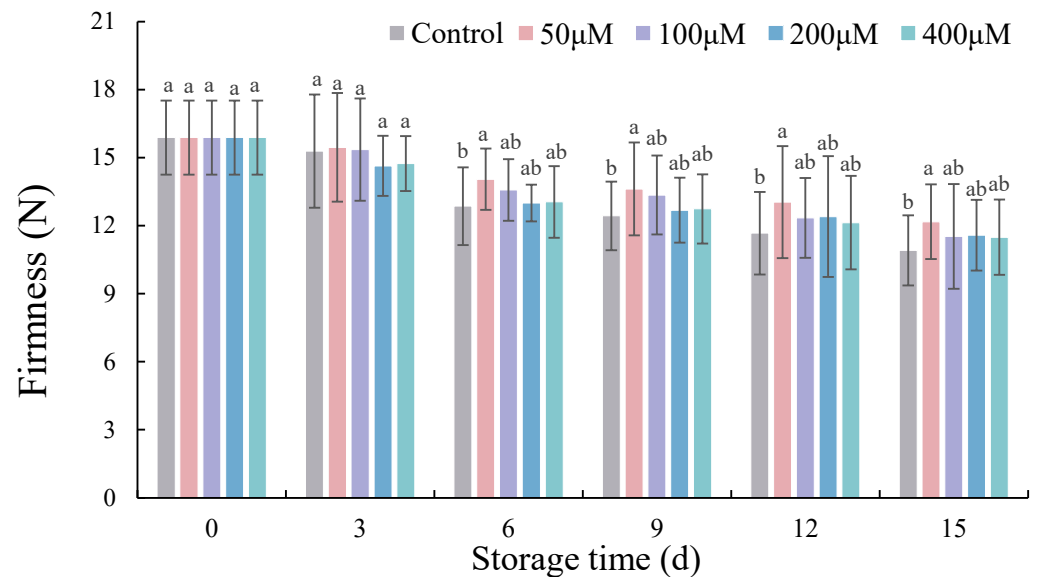


Figure 2 Effects of exogenous melatonin on the firmness of postharvest jujube fruit. Values are means of three replicates \pm SD and different lowercase letters at the same storage time indicate significant differences between treatments with different concentrations of melatonin (Duncan's multiple range test, $p < 0.05$).

Full-size DOI: 10.7717/peerj.14155/fig-2

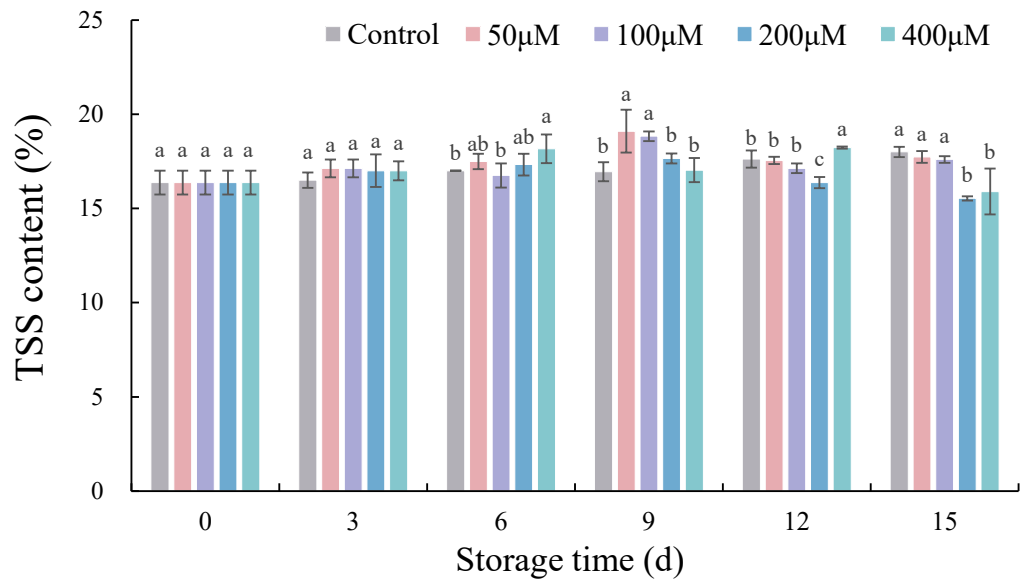


Figure 3 Effects of exogenous melatonin on TSS content of postharvest jujube fruit. Values are means of three replicates \pm SD and different lowercase letters at the same storage time indicate significant differences between treatments with different concentrations of melatonin (Duncan's multiple range test, $p < 0.05$).

Full-size DOI: 10.7717/peerj.14155/fig-3

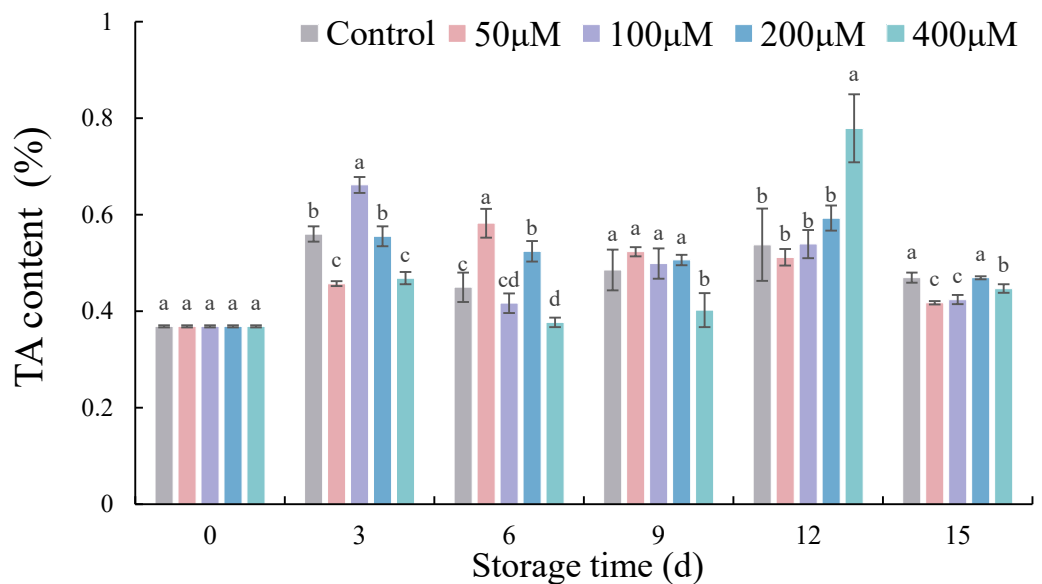


Figure 4 Effects of exogenous melatonin on TA content of postharvest jujube fruit. Values are means of three replicates \pm SD and different lowercase letters at the same storage time indicate significant differences between treatments with different concentrations of melatonin (Duncan's multiple range test, $p < 0.05$).

Full-size DOI: 10.7717/peerj.14155/fig-4

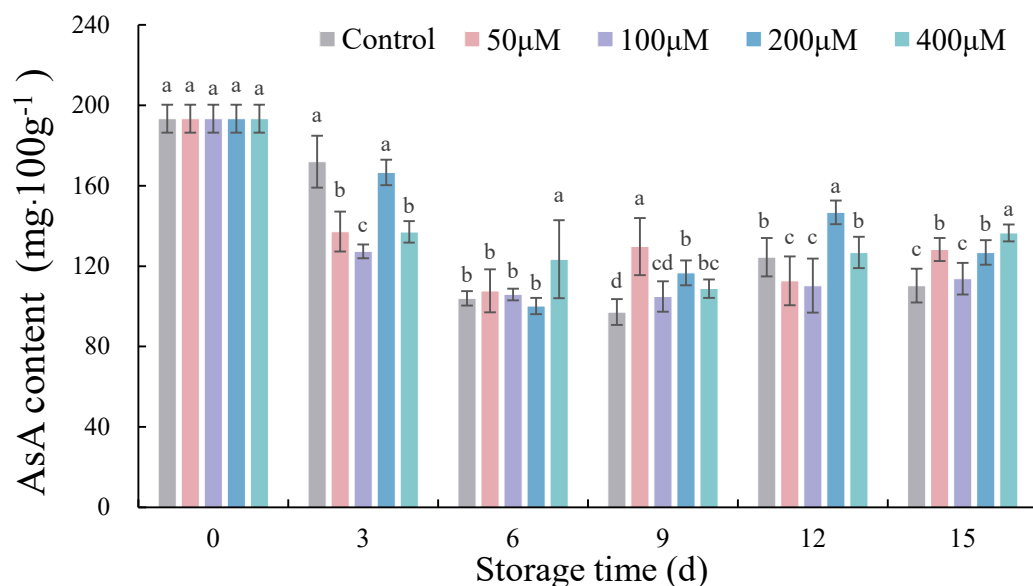


Figure 5 Effects of exogenous melatonin on AsA content of postharvest jujube fruit. Values are means of three replicates \pm SD and different lowercase letters at the same storage time indicate significant differences between treatments with different concentrations of melatonin (Duncan's multiple range test, $p < 0.05$).

Full-size DOI: 10.7717/peerj.14155/fig-5

Effects of exogenous melatonin on the AsA contents of postharvest jujube fruit

The AsA contents of postharvest jujube fruit in each treatment decreased and then increased slowly during storage time, ranging from 97.17 to 193.36 mg g⁻¹ FW (Fig. 5). After storage for 15 d, 50, 200 and 400 μ M melatonin significantly increased the AsA contents of jujube fruit by 16.30% ($p < 0.05$), 14.98% ($p < 0.05$) and 23.80% ($p < 0.05$), respectively, in comparison with the control.

Effects of exogenous melatonin on the SOD activity of postharvest jujube fruit

After the melatonin-soaking treatment, the SOD activity of jujube fruit showed a trend of decrease, increase, and then decrease during storage (Fig. 6). Compared with the control, the melatonin concentrations of 50, 100, 200, 400 μ M increased the SOD activities of jujube fruits after storage for 9 d by 46.05% ($p < 0.05$), 43.47% ($p < 0.05$), 64.58% ($p < 0.05$) and 63.98% ($p < 0.05$), respectively. The SOD activities of all treatments reached the lowest values at 15 d, which ranging from 101.71 U g⁻¹ to 229.33 U g⁻¹. Compared with the control, 50, 200, 400 μ M melatonin significantly increased the SOD activity value by 33.76% ($p < 0.05$), 33.17% ($p < 0.05$) and 57.43% ($p < 0.05$), respectively.

Effects of exogenous melatonin on the MDA content of postharvest jujube fruit

The MDA content of melatonin-treated fruits decreased gradually from 0 to 12 d of storage, but increased rapidly at 15 d (Fig. 7). Compared with the control, melatonin

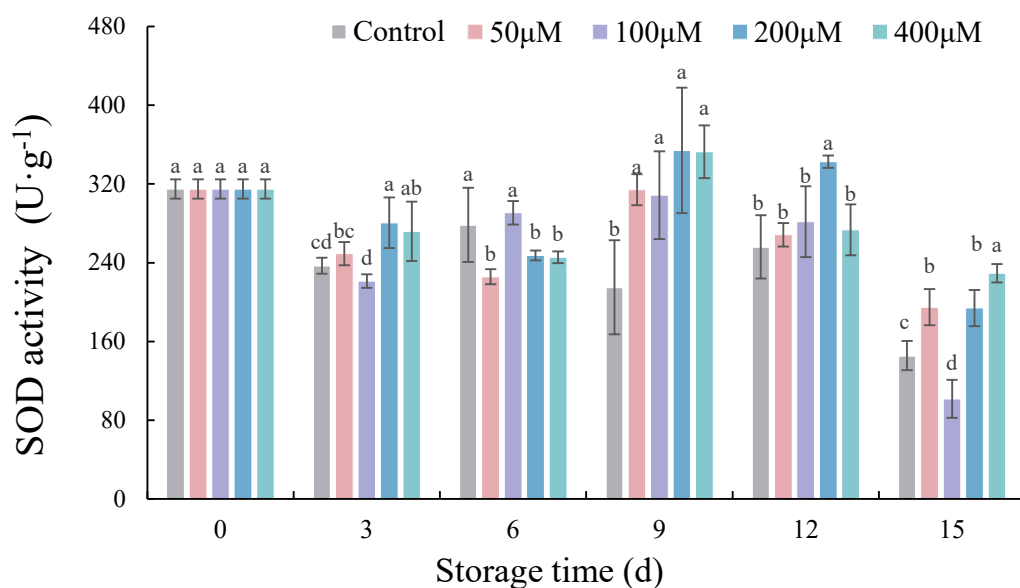


Figure 6 Effects of exogenous melatonin on SOD activity of postharvest jujube fruit. Values are means of three replicates \pm SD and different lowercase letters at the same storage time indicate significant differences between treatments with different concentrations of melatonin (Duncan's multiple range test, $p < 0.05$).

Full-size DOI: 10.7717/peerj.14155/fig-6

concentrations of 50, 100, 200, and 400 μM significantly reduced the MDA content of fruits on 15 d by 4.32% ($p < 0.05$), 14.71% ($p < 0.05$), 24.38% ($p < 0.05$) and 38.68% ($p < 0.05$), respectively.

Correlation analysis between visual appearance and physicochemical changes

The correlations between visual appearance and physicochemical changes of postharvest jujube fruit were diverse (Fig. 8). The percentage of crisp fine fruits was positive with firmness, AsA content and SOD activity, but negative with weight loss, TSS content and the percentage of rotten, soft and crisp rotten fruits. The percentage of crisp rotten fruits was positive with TSS content, weight loss and percentage of soft and rotten fruits, and was negative with firmness, contents of AsA and MDA. The percentage of soft fruits was positive with rotten fruits percentage and weight loss, but negative with firmness, AsA content and SOD activity. The percentage of rotten fruits was positive with weight loss, but negative with firmness and SOD activity.

DISCUSSION

The decrease of visual appearance during cold storage is closely related to weight loss and firmness, which severely affect taste and economic value of post-harvest fruits and vegetables (Fernández-León *et al.*, 2013; Selahle, Sivakumar & Soundy, 2014). Some metabolic activities, such as transpiration and respiration, the main factors influencing the increase of weight loss and decrease of firmness with the extension of storage time,

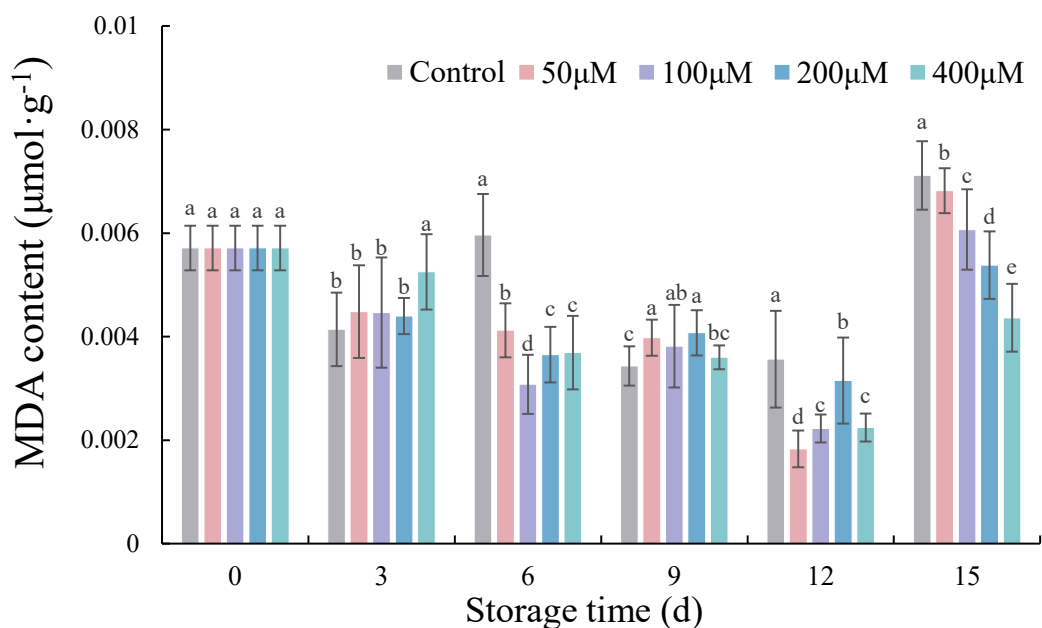


Figure 7 Effects of exogenous melatonin on MDA level of postharvest jujube fruit. Values are means of three replicates \pm SD and different lowercase letters at the same storage time indicate significant differences between treatments with different concentrations of melatonin (Duncan's multiple range test, $p < 0.05$).

Full-size DOI: 10.7717/peerj.14155/fig-7

occurred in postharvest jujube fruits (Lufu, Ambaw & Opara, 2020; Park et al., 2015; Yang et al., 2021). Recently, studies on strawberry (Liu et al., 2018), pitaya (Ba et al., 2021), peach (Gao et al., 2016) and plum (Yan et al., 2022) showed that exogenous melatonin significantly inhibited the increases in decay and water loss, and the decline in firmness. In the present study, firmness had the strongest positive correlation with crisp fine fruits and negative correlation with crisp rotten, soft and rotten fruits, while weight loss was just the opposite. Thus it could be seen that weight loss and firmness were indicators of visual appearance. Moreover, jujube fruits immersed in 50 μ M melatonin solution showed the best performance in delaying weight loss and firmness decline, thereby promoting the percentage of crisp fine fruits. The best melatonin concentration in this experiment was inconsistent with those reported in studies by Tang et al. (2020) and Deng et al. (2021). We speculated that differences in storage temperature and variety were the main reasons for the difference.

As the most vital intrinsic qualities affecting flavor of fruit, the contents of TSS and TA varied during cold storage (Zhang et al., 2012). Studies showed that exogenous melatonin could maintain the postharvest quality of sweet cherry (Miranda et al., 2020; Wang et al., 2019) and orange fruits (Ma et al., 2021). In this experiment, exogenous melatonin at concentrations of 50 and 400 μ M inhibited the increase in TSS or TA contents at the end of storage, which was similar to studies on plum (Bal, 2019), mango (Liu et al., 2020) and jujube (Wang et al., 2021a; Wang et al., 2021b). There was a positive correlation between TSS content and weight loss in jujube fruits, which speculated that the increase of TSS

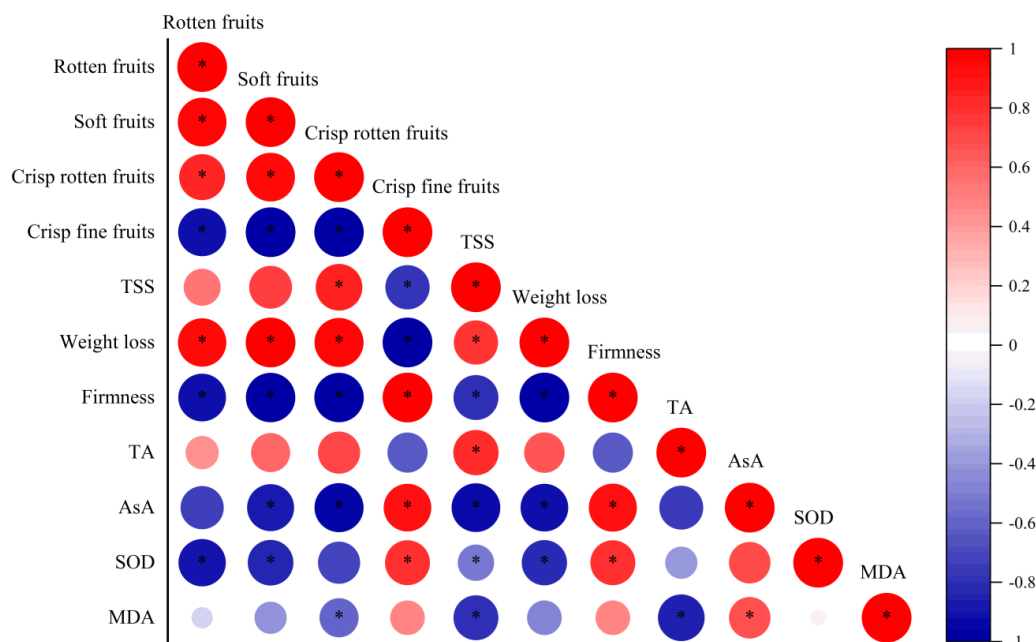


Figure 8 Correlation between visual appearance and physicochemical changes of postharvest jujube fruit as influenced by melatonin treatment. Colors from blue to red indicate that the correlation strength from negative to positive, and intense red color indicates that the more significant. An asterisk (*) indicates that a significant correlation at the 0.05 level.

Full-size DOI: 10.7717/peerj.14155/fig-8

content might be related to water evaporation during cold storage (Reche et al., 2019). The results showed that an appropriate concentration of exogenous melatonin could effectively maintain the desirable flavor of jujubes under cold temperature storage (Wang et al., 2021a; Wang et al., 2021b).

AsA is not only an important nutritional quality character of jujube fruit, but also part of non-enzymatic antioxidative defense system (Zhang, Huang & Li, 2016). In this study, exogenous melatonin of 50, 200 and 400 μM delayed the decline of AsA content in postharvest fruits at 15 d. As seen by correlation analysis, high level of AsA content was correlated with decline in weight loss and increase in firmness of jujube fruits treated with melatonin, thereby indirectly affect visual appearance. Similarly, application of exogenous melatonin resulted in higher AsA contents in plum (Bal, 2019), peach (Gao et al., 2016), pitaya (Ba et al., 2021) and tomato (Liu et al., 2016). It was speculated that the decrease in the AsA content may be related to triggering of ASA-GSH cycle to enhance the cold tolerance of jujube fruit (Miranda et al., 2020). Our results suggested that melatonin at appropriate concentrations enhances antioxidant activity and maintains the quality of postharvest jujube fruits (Tang et al., 2020).

It is well known that the negative effects of low temperatures in plants are oxidative damage and lipid peroxidation (Valenzuela et al., 2017). Exogenous melatonin reduced the MDA contents of postharvest apples (Onik et al., 2021), pitaya (Ba et al., 2021) and litchi (Zhang et al., 2018), while enhancing SOD activities, which contributed to delaying

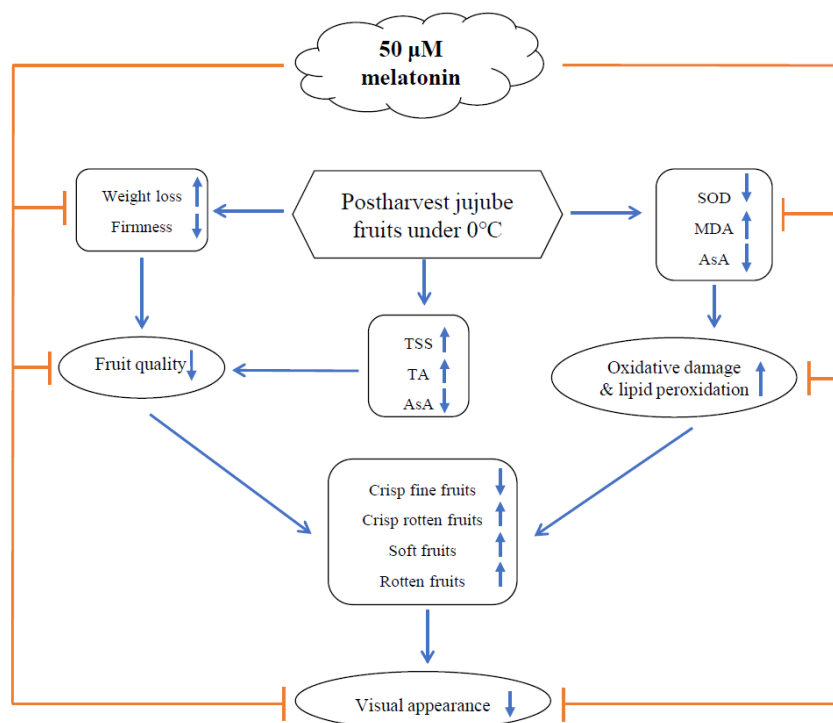


Figure 9 Proposed model regarding of the 50 μM melatonin on the visual appearance and physico-chemical changes of postharvest jujube fruits under 0 °C.

Full-size DOI: [10.7717/peerj.14155/fig-9](https://doi.org/10.7717/peerj.14155/fig-9)

senescence by improving cold resistance during storage. In this study, jujube fruits soaked with 50, 100 and 400 μM melatonin increased SOD activity and decreased MDA content on 15 d, compared with the control. Combined with the AsA contents, the results showed that melatonin treatment reduced the oxidative stress induced by low temperature through the active oxygen scavenging system and AsA-GSH cycle, thereby enhancing the cold resistance of jujube fruits, which was similar to results in peach (Gao *et al.*, 2016). Correlation analysis also suggested that the melatonin treatment improved the rate of crisp fine fruits by increasing of antioxidant capacity.

CONCLUSIONS

In summary, based on the comprehensive evaluation of physicochemical qualities, we concluded that 50 μM melatonin improved the visual appearance of jujube fruits, and maintained quality changes, which may be attributed to its capacity to mediate antioxidative action (Fig. 9). Therefore, we proposed that exogenous melatonin treatment is a promising approach to preserve postharvest jujube fruits under 0 °C.

ACKNOWLEDGEMENTS

We thank Robbie Lewis, MSc, from Liwen Bianji (Edanz) for editing the English text of a draft of this manuscript.

ADDITIONAL INFORMATION AND DECLARATIONS

Funding

This work was financially supported by the Foundation for Disciplines Construction and Development of Sichuan Agricultural University (No. 035/20211993021), the Sichuan Province Science and Technology Planning Project “New Variety Selection and High-yield Cultivation New Technology Research and Promotion Demonstration of *Ziziphus jujuba* Mill. cv. Luojiangtiaoyuanzao (Science and Technology Demonstration Village) (2020-2021) (No. 2020YFN0079)” and “The Quality and Efficiency Improvement of Characteristic Economic and Fruit Forest Industry and Construction of Scientific and Technological Mission in Luojiang District (Science and Technology Correspondent) (2021-2024) (No. 2021ZHFP0134)”. The funders had no role in study design, data collection and analysis, decision to publish, or preparation of the manuscript.

Grant Disclosures

The following grant information was disclosed by the authors:

The Foundation for Disciplines Construction and Development of Sichuan Agricultural University: 035/20211993021.

Sichuan Province Science and Technology Planning Project “New Variety Selection and High-yield Cultivation New Technology Research and Promotion Demonstration of *Ziziphus jujuba* Mill. cv. Luojiangtiaoyuanzao (Science and Technology Demonstration Village) (2020-2021): 2020YFN0079.

The Quality and Efficiency Improvement of Characteristic Economic and Fruit Forest Industry and Construction of Scientific and Technological Mission in Luojiang District (Science and Technology Correspondent) (2021-2024): 2021ZHFP0134.

Competing Interests

The authors declare there are no competing interests.

Author Contributions

- Yang Wang analyzed the data, authored or reviewed drafts of the article, and approved the final draft.
- Jirui Zhang performed the experiments, prepared figures and/or tables, and approved the final draft.
- Qiaoli Ma analyzed the data, prepared figures and/or tables, and approved the final draft.
- Xiaio'ai Zhang conceived and designed the experiments, prepared figures and/or tables, and approved the final draft.
- Xian Luo conceived and designed the experiments, authored or reviewed drafts of the article, and approved the final draft.
- Qunxian Deng conceived and designed the experiments, authored or reviewed drafts of the article, and approved the final draft.

Data Availability

The following information was supplied regarding data availability:

The raw data is available as a [Supplemental File](#).

Supplemental Information

Supplemental information for this article can be found online at <http://dx.doi.org/10.7717/peerj.14155#supplemental-information>.

REFERENCES

- Aghdam MS, Fard JR. 2017.** Melatonin treatment attenuates postharvest decay and maintains nutritional quality of strawberry fruits (*Fragaria × anannasa* cv. Selva) by enhancing GABA shunt activity. *Food Chemistry* **221**:1650–1657 DOI [10.1016/j.foodchem.2016.10.123](https://doi.org/10.1016/j.foodchem.2016.10.123).
- Arnao MB, Hernández-Ruiz J. 2015.** Functions of melatonin in plants: a review. *Journal of Pineal Research* **59**:133–150 DOI [10.1111/jpi.12253](https://doi.org/10.1111/jpi.12253).
- Ba L, Cao S, Ji N, Ma C, Wang R, Luo D. 2021.** Exogenous melatonin treatment in the postharvest storage of pitaya fruits delays senescence and regulates reactive oxygen species metabolism. *Food Science and Technology* **42**:e15221 DOI [10.1590/fst.15221](https://doi.org/10.1590/fst.15221).
- Bai L, Zhang H, Liu QC, Zhao Y, Cui XQ, Guo S, Zhang L, Ho CT, Bai N. 2016.** Chemical characterization of the main bioactive constituents from fruits of *Ziziphus jujuba*. *Food & Function* **7**:2870–2877 DOI [10.1039/C6FO00613B](https://doi.org/10.1039/C6FO00613B).
- Bal E. 2019.** Physicochemical changes in ‘Santa Rosa’ plum fruit treated with melatonin during cold storage. *Journal of Food Measurement and Characterization* **13**:1713–1720 DOI [10.1007/s11694-019-00088-6](https://doi.org/10.1007/s11694-019-00088-6).
- Deng B, Xia C, Tian S, Shi H. 2021.** Melatonin reduces pesticide residue, delays senescence, and improves antioxidant nutrient accumulation in postharvest jujube fruit. *Postharvest Biology and Technology* **173**:111419 DOI [10.1016/j.postharvbio.2020.111419](https://doi.org/10.1016/j.postharvbio.2020.111419).
- Fernández-León MF, Fernández-León AM, Lozano M, Ayuso MC, González-Gómez D. 2013.** Different postharvest strategies to preserve broccoli quality during storage and shelf life: controlled atmosphere and 1-MCP. *Food Chemistry* **138**:564–573 DOI [10.1016/j.foodchem.2012.09.143](https://doi.org/10.1016/j.foodchem.2012.09.143).
- Gao H, Zhang ZK, Chai HK, Cheng N, Yang Y, Wang DN, Yang T, Cao W. 2016.** Melatonin treatment delays postharvest senescence and regulates reactive oxygen species metabolism in peach fruit. *Postharvest Biology and Technology* **118**:103–110 DOI [10.1016/j.postharvbio.2016.03.006](https://doi.org/10.1016/j.postharvbio.2016.03.006).
- Giannopolitis CN, Ries SK. 1977.** Superoxide dismutases. II. Purification and quantitative relationship with water-soluble protein in seedlings. *Plant Physiology* **59**:315–318 DOI [10.1104/pp.59.2.315](https://doi.org/10.1104/pp.59.2.315).
- Guo S, Duan J, Qian D, Tang Y, Wu D, Su S, Wang H, Zhao Y. 2015.** Content variations of triterpenic acid, nucleoside, nucleobase, and sugar in jujube (*Ziziphus jujuba*) fruit during ripening. *Food Chemistry* **167**:468–474 DOI [10.1016/j.foodchem.2014.07.013](https://doi.org/10.1016/j.foodchem.2014.07.013).
- Islam A, Acikalın R, Ozturk B, Aglar E, Kaiser C. 2022.** Combined effects of Aloe vera gel and modified atmosphere packaging treatments on fruit quality traits and bioactive compounds of jujube (*Ziziphus jujuba* Mill.) fruit during cold storage and shelf life. *Postharvest Biology and Technology* **187**:111855 DOI [10.1016/j.postharvbio.2022.111855](https://doi.org/10.1016/j.postharvbio.2022.111855).

- Karakaya O, Aglar E, Ozturk B, Gun S, Ates U, Ocalan NO. 2020.** Changes of quality traits and phytochemical components of jujube fruit treated with preharvest GA₃ and Parka during cold storage. *Turkish Journal of Food and Agriculture Sciences* 2:30–37 DOI [10.14744/turkjfas.2020.007](https://doi.org/10.14744/turkjfas.2020.007).
- Liu CH, Zheng HH, Sheng KL, Liu W, Zheng L. 2018.** Effects of melatonin treatment on the postharvest quality of strawberry fruit. *Postharvest Biology and Technology* 139:47–55 DOI [10.1016/j.postharvbio.2018.01.016](https://doi.org/10.1016/j.postharvbio.2018.01.016).
- Liu JL, Zhang RM, Sun YK, Liu ZY, Jin W, Sun Y. 2016.** The beneficial effects of exogenous melatonin on tomato fruit properties. *Scientia Horticulturae* 207:14–20 DOI [10.1016/j.scienta.2016.05.003](https://doi.org/10.1016/j.scienta.2016.05.003).
- Liu MJ, Wang JR. 2019.** Fruit scientific research in New China in the past 70 years: Chinese jujube. *Journal of Fruit Science* 36(10):1369–1381 (in Chinese) DOI [10.13925/j.cnki.gsxz.2019.10.011](https://doi.org/10.13925/j.cnki.gsxz.2019.10.011).
- Liu MJ, Zhao J, Cai QL, Liu GC, Wang JR, Zhao ZH, Liu P, Dai L, Yan G, Wang WJ. 2014.** The complex jujube genome provides insights into fruit tree biology. *Nature Communication* 5:5315 DOI [10.1038/ncomms6315](https://doi.org/10.1038/ncomms6315).
- Liu S, Huang H, Huber DJ, Pan Y, Shi X, Zhang Z. 2020.** Delay of ripening and softening in ‘Guifei’ mango fruit by postharvest application of melatonin. *Postharvest Biology and Technology* 163:111136 DOI [10.1016/j.postharvbio.2020.111136](https://doi.org/10.1016/j.postharvbio.2020.111136).
- Lufu R, Ambaw A, Opara UL. 2020.** Water loss of fresh fruit: influencing pre-harvest, harvest and postharvest factors. *Scientia Horticulturae* 272:109519 DOI [10.1016/j.scienta.2020.109519](https://doi.org/10.1016/j.scienta.2020.109519).
- Ma Q, Lin X, Wei Q, Yang X, Zhang YN, Chen J. 2021.** Melatonin treatment delays postharvest senescence and maintains the organoleptic quality of ‘Newhall’ navel orange (*Citrus sinensis* (L.) Osbeck) by inhibiting respiration and enhancing antioxidant capacity. *Scientia Horticulturae* 286:110236 DOI [10.1016/j.scienta.2021.110236](https://doi.org/10.1016/j.scienta.2021.110236).
- Miranda S, Vilches P, Suazo M, Pavez L, García K, Méndez MA, González M, Meisel LA, Defilippi BG, Del Pozo T. 2020.** Melatonin triggers metabolic and gene expression changes leading to improved quality traits of two sweet cherry cultivars during cold storage. *Food Chemistry* 319:126360 DOI [10.1016/j.foodchem.2020.126360](https://doi.org/10.1016/j.foodchem.2020.126360).
- Nawaz K, Chaudhary R, Sarwar A, Ahmad B, Gul A, Hano C, Abbasi BH, Anjum S. 2021.** Melatonin as master regulator in plant growth, development and stress alleviator for sustainable agricultural production: current status and future perspectives. *Sustainability* 13:294 DOI [10.3390/su13010294](https://doi.org/10.3390/su13010294).
- Onik JC, Wai SC, Li A, Lin Q, Sun Q, Wang Z, Duan Y. 2021.** Melatonin treatment reduces ethylene production and maintains fruit quality in apple during postharvest storage. *Food Chemistry* 337:127753 DOI [10.1016/j.foodchem.2020.127753](https://doi.org/10.1016/j.foodchem.2020.127753).
- Ozturk B, Yildiz M, Yildiz K, Gun S. 2021.** Maintaining the postharvest quality and bioactive compounds of jujube (*Ziziphus jujuba* Mill. Cv. ‘Li’) fruit by applying 1-methylcyclopropene. *Scientia Horticulturae* 275:109671 DOI [10.1016/j.scienta.2020.109671](https://doi.org/10.1016/j.scienta.2020.109671).
- Park YS, Polovka M, Suhaj M, Ham K, Kang S, Park Y, Arancibia-Avila P, Toledo F, Sánchez MR, Gorinstein S. 2015.** The postharvest performance of kiwi fruit

- after long cold storage. *European Food Research and Technology* **241**:601–613 DOI [10.1007/s00217-015-2487-x](https://doi.org/10.1007/s00217-015-2487-x).
- Pu Y, Ding T, Wang W, Xiang Y, Ye X, Li M, Liu D. 2017.** Effect of harvest, drying and storage on the bitterness, moisture, sugars, free amino acids and phenolic compounds of jujube fruit (*Zizyphus jujuba* cv. Junzao). *Journal of the Science of Food and Agriculture* **98**:628–634 DOI [10.1002/jsfa.8507](https://doi.org/10.1002/jsfa.8507).
- Reche J, García-Pastor ME, Valero D, Hernández F, Almansa MS, Legua P, Amorós A. 2019.** Effect of modified atmosphere packaging on the physiological and functional characteristics of Spanish jujube (*Zizyphus jujuba* Mill.) cv ‘Phoenix’ during cold storage. *Scientia Horticulturae* **258**:108743 DOI [10.1016/j.scienta.2019.108743](https://doi.org/10.1016/j.scienta.2019.108743).
- Sagi M, Omarov RT, Lips SH. 1998.** The Mo-hydroxylases xanthine dehydrogenase and aldehyde oxidase in ryegrass as affected by nitrogen and salinity. *Plant Science* **135**:125–135 DOI [10.1016/S0168](https://doi.org/10.1016/S0168).
- Selahle MK, Sivakumar D, Soundy P. 2014.** Effect of photo-selective nettings on post-harvest quality and bioactive compounds in selected tomato cultivars. *Journal of the Science of Food and Agriculture* **94**:2187–2195 DOI [10.1002/jsfa.6536](https://doi.org/10.1002/jsfa.6536).
- Shams Najafabadi N, Sahari MA, Barzegar M, Hamidi Esfahani Z. 2021.** Quality characteristics, nutraceutical profile, and storage stability of functional beverage prepared from jujube (*Zizyphus jujuba* var *vulgaris*) fruit. *Journal of Food Processing and Preservation* **45**:e15201 DOI [10.1111/jfpp.15201](https://doi.org/10.1111/jfpp.15201).
- Sharafi Y, Jannatizadeh A, Fard JR, Aghdam MS. 2021.** Melatonin treatment delays senescence and improves antioxidant potential of sweet cherry fruits during cold storage. *Scientia Horticulturae* **288**:110304 DOI [10.1016/j.scienta.2021.110304](https://doi.org/10.1016/j.scienta.2021.110304).
- Tahergorabi Z, Abedini MR, Mitra M, Fard MH, Beydokhti H. 2015.** “*Zizyphus jujuba*”: A red fruit with promising anticancer activities. *Pharmacognosy Reviews* **9**:99–106 DOI [10.4103/0973-7847.162108](https://doi.org/10.4103/0973-7847.162108).
- Tang Q, Li C, Ge Y, Li X, Cheng Y, Hou J, Li J. 2020.** Exogenous application of melatonin maintains storage quality of jujubes by enhancing anti-oxidative ability and suppressing the activity of cell wall-degrading enzymes. *LWT - Food Science and Technology* **127**:109431 DOI [10.1016/j.lwt.2020.109431](https://doi.org/10.1016/j.lwt.2020.109431).
- Tiwari RK, Lal MK, Naga KC, Kumar R, Chourasia KN, S S, Kumar D, Sharma S. 2020.** Emerging roles of melatonin in mitigating abiotic and biotic stresses of horticultural crops. *Scientia Horticulturae* **272**:109592 DOI [10.1016/j.scienta.2020.109592](https://doi.org/10.1016/j.scienta.2020.109592).
- Valenzuela J, Manzano S, Palma F, Carvajal F, Garrido D, Jamilena M. 2017.** Oxidative stress associated with chilling injury in immature fruit: postharvest technological and biotechnological solutions. *International Journal of Molecular Sciences* **18**:1467 DOI [10.3390/ijms18071467](https://doi.org/10.3390/ijms18071467).
- Wang D, Chen Q, Chen W, Guo Q, Xia Y, Wu D, Jing D, Liang G. 2021a.** Melatonin treatment maintains quality and delays lignification in loquat fruit during cold storage. *Scientia Horticulturae* **284**:110126 DOI [10.1016/j.scienta.2021.110126](https://doi.org/10.1016/j.scienta.2021.110126).
- Wang L, Luo Z, Ban Z, Jiang N, Yang M, Li L. 2021b.** Role of exogenous melatonin involved in phenolic metabolism of *Zizyphus jujuba* fruit. *Food Chemistry* **341**:128268 DOI [10.1016/j.foodchem.2020.128268](https://doi.org/10.1016/j.foodchem.2020.128268).

- Wang S, Shi X, Wang R, Wang H, Liu F, Laborda P. 2020.** Melatonin in fruit production and postharvest preservation: a review. *Food Chemistry* **320**:126642 DOI [10.1016/j.foodchem.2020.126642](https://doi.org/10.1016/j.foodchem.2020.126642).
- Wang F, Zhang XP, Yang QZ, Zhao QF. 2019.** Exogenous melatonin delays postharvest fruit senescence and maintains the quality of sweet cherries. *Food Chemistry* **301**:125311 DOI [10.1016/j.foodchem.2019.125311](https://doi.org/10.1016/j.foodchem.2019.125311).
- Wu ZH, Du J, Pan Y, Zhang T, Meng XT, Ma XF, Wu B, Che FB. 2015.** Effects of controlled atmosphere on quality of *Zizyphus Jujuba* Mill. cv. Junzao during storage. *Science and Technology of Food Industry* **36**:339–343 DOI [10.13386/j.issn1002-0306.2015.22.061](https://doi.org/10.13386/j.issn1002-0306.2015.22.061).
- Yan R, Xu Q, Dong J, Kebbeh M, Shen S, Huan C, Zheng X. 2022.** Effects of exogenous melatonin on ripening and decay incidence in plums (*Prunus salicina* L. cv. Taoxingli) during storage at room temperature. *Scientia Horticulturae* **292**:110655 DOI [10.1016/j.scienta.2021.110655](https://doi.org/10.1016/j.scienta.2021.110655).
- Yang L, Wang X, He S, Luo Y, Chen S, Shan Y, Wang R, Ding S. 2021.** Heat shock treatment maintains the quality attributes of postharvest jujube fruits and delays their senescence process during cold storage. *Journal of Food Biochemistry* **45**(10):e13937 DOI [10.1111/jfbc.13937](https://doi.org/10.1111/jfbc.13937).
- Yu Y, Guo W, Liu Y, Sang Y, Yang W, Guo M, Cheng S, Chen G. 2021.** Effect of composite coating treatment and low-temperature storage on the quality and antioxidant capacity of Chinese jujube (*Zizyphus jujuba* cv. Junzao). *Scientia Horticulturae* **288**:110372 DOI [10.1016/j.scienta.2021.110372](https://doi.org/10.1016/j.scienta.2021.110372).
- Zhang C, Huang J, Li X. 2016.** Transcriptomic analysis reveals the metabolic mechanism of L-Ascorbic acid in *Zizyphus jujuba* Mill. *Frontiers in Plant Science* **7**:122 DOI [10.3389/fpls.2016.00122](https://doi.org/10.3389/fpls.2016.00122).
- Zhang Y, Huber DJ, Hu M, Jiang G, Gao Z, Xu X, Jiang Y, Zhang Z. 2018.** Delay of postharvest browning in litchi fruit by melatonin via the enhancing of antioxidative processes and oxidation repair. *Journal of Agricultural and Food Chemistry* **66**:7475–7484 DOI [10.1021/acs.jafc.8b01922](https://doi.org/10.1021/acs.jafc.8b01922).
- Zhang Z, Liu J, Huber DJ, Qu H, Yun Z, Li T, Jiang Y. 2021.** Transcriptome, degradome and physiological analysis provide new insights into the mechanism of inhibition of litchi fruit senescence by melatonin. *Plant Science* **308**:110926 DOI [10.1016/j.plantsci.2021.110926](https://doi.org/10.1016/j.plantsci.2021.110926).
- Zhang Z, Tian S, Zh Z, Xu Y, Qin G. 2012.** Effects of 1-methylcyclopropene(1-MCP) on ripening and resistance of jujube (*Zizyphus jujuba* cv. Huping) fruit against postharvest disease. *LWT - Food Science and Technology* **45**:13–19 DOI [10.1016/j.lwt.2011.07.030](https://doi.org/10.1016/j.lwt.2011.07.030).
- Zhao Y, Zhu X, Hou Y, Wang X, Li X. 2020.** Postharvest nitric oxide treatment delays the senescence of winter jujube (*Zizyphus jujuba* Mill. cv. Dongzao) fruit during cold storage by regulating reactive oxygen species metabolism. *Scientia Horticulturae* **261**:109009 DOI [10.1016/j.scienta.2019.109009](https://doi.org/10.1016/j.scienta.2019.109009).