

# Cultivation has selected for a wider niche and large range shifts in maize

Rujing Yang, Runyao Cao, Xiang Gong and Jianmeng Feng

Department of Life Science and Agronomy, Dali University, Dali, Yunnan, China

## ABSTRACT

**Background:** Maize (*Zea mays* L.) is a staple crop cultivated on a global scale. However, its ability to feed the rapidly growing human population may be impaired by climate change, especially if it has low climatic niche and range lability. One important question requiring clarification is therefore whether maize shows high niche and range lability.

**Methods:** We used the COUE scheme (a unified terminology representing niche centroid shift, overlap, unfilling and expansion) and species distribution models to study the niche and range changes between maize and its wild progenitors using occurrence records of maize, lowland teosinte (*Zea mays* ssp. *parviglumis*) and highland teosinte (*Zea mays* ssp. *mexicana*), respectively, as well as explore the mechanisms underlying the niche and range changes.

**Results:** In contrast to maize in Mexico, maize did not conserve its niche inherited from lowland and highland teosinte at the global scale. The niche breadth of maize at the global scale was wider than that of its wild progenitors (ca. 5.21 and 3.53 times wider compared with lowland and highland teosinte, respectively). Compared with its wild progenitors, maize at global scale can survive in regions with colder, wetter climatic conditions, as well as with wider ranges of climatic variables (ca. 4.51 and 2.40 times wider compared with lowland and highland teosinte, respectively). The niche changes of maize were largely driven by human introduction and cultivation, which have exposed maize to climatic conditions different from those experienced by its wild progenitors. Small changes in niche breadth had large effects on the magnitude of range shifts; changes in niche breadth thus merit increased attention.

**Discussion:** Our results demonstrate that maize shows wide climatic niche and range lability, and this substantially expanded its realized niche and potential range. Our findings also suggest that niche and range shifts probably triggered by natural and artificial selection in cultivation may enable maize to become a global staple crop to feed the growing population and adapting to changing climatic conditions. Future analyses are needed to determine the limits of the novel conditions that maize can tolerate, especially relative to projected climate change.

Submitted 23 March 2022  
Accepted 16 August 2022  
Published 22 September 2022

Corresponding author  
Jianmeng Feng, [fjm@pku.org.cn](mailto:fjm@pku.org.cn)

Academic editor  
Leonardo Montagnani

Additional Information and  
Declarations can be found on  
page 17

DOI [10.7717/peerj.14019](https://doi.org/10.7717/peerj.14019)

© Copyright  
2022 Yang et al.

Distributed under  
Creative Commons CC-BY 4.0

**OPEN ACCESS**

**Subjects** Agricultural Science, Ecology

**Keywords** Human cultivation, Maize, Niche shifts, Range shifts, Wild progenitors

## INTRODUCTION

Maize (*Zea mays* L.) is one of the world's four staple crops. It is one of the most widely distributed crops and is widely used as a food source for humans and animals, as well as a

raw material for industrial products. It is the third most economically important crop after wheat and rice, with an average cultivation area of  $1.29 \times 10^8$  ha (estimates from 1970 to 2000) (Leff, Ramankutty & Foley 2004; Food and Agriculture Organization, <http://faostat.fao.org>, FAO, Rome, Italy). Around 9,000 years ago, maize was selected from its wild form to its cultivated form (Aguirre-Liguori, Aguirre-Planter & Eguiarte, 2016; Lombardo et al., 2020; Moreno-Letelier et al., 2020). It has since spread throughout the world through trade and colonization (Lombardo et al., 2020), and it has played an essential role in feeding a rapidly growing human population in the past. However, its ability to do so may be impaired by climate changes, especially if it has low climatic niche lability. In other words, low climatic niche lability could be closely associated with weak adaptation to climate changes and small range expansions, limiting the role of maize in feeding the global population. The niche shifts induced by maize cultivation therefore need significant attention.

Maize and its wild progenitors (lowland teosinte (*Zea mays* ssp. *parviglumis*) and highland teosinte (*Zea mays* ssp. *mexicana*)) share the same evolutionary origins (Doebley & Stec, 1993; Doebley, 2004), and hence probably share the same initial niche spaces. We can reasonably infer that the realized niches of maize may have been shaped by human activities (e.g., introduction, breeding, and cultivation), whereas the realized niche of the wild progenitors has been continually shaped by natural selection pressures. Therefore, maize and its wild progenitor provide an excellent opportunity to assess the effects of human cultivation on niche shifts. This topic has received much attention from researchers in recent decades. Previous studies have mainly focused on the effects of climate change on the species distributions (e.g., Hufford et al., 2012; Ureta et al., 2012; Hellin, Bellon & Hearne, 2014; Aguirre-Liguori et al., 2019) and associated with ancestral introgression in maize and its wild progenitors (e.g., Aguirre-Liguori, Aguirre-Planter & Eguiarte, 2016; Le Corre et al., 2020; Calfee et al., 2021). For example, Aguirre-Liguori et al. (2019) predicted that climate change will disrupt patterns of local adaptation in wild and cultivated maize. Additionally, Le Corre et al. (2020) found that adaptive crop-to-wild introgression has induced both rapid adaptation to a new climatic niche and acquisition of herbicide resistance. However, global climatic niche shifts between maize and its wild progenitor require increased attention.

Humans are altering the biological world at an increasingly rapid rate (Pavlik et al., 2021). Indeed, anthropogenically mediated changes in terrestrial ecosystems during the Late Holocene have been even more rapid than changes observed during the end of the last glacial period (Mottl et al., 2021). Human activities not only affect biodiversity but also cause changes in species distributions (Xu et al., 2019).

To increase crop yields and meet the growing demand for food, crop species have often been introduced to new areas, and this has resulted in large changes in the distributions of crops (van Kleunen et al., 2015) and the adaptability of crop species to novel climatic conditions, which has likely led to the expansions of their realized niches.

In the coming decades, agriculture will need to face the challenge of meeting growing demands for food, fiber, and animal feed against the background of anthropogenically driven climate change (Bailey-Serres et al., 2019). One major issue requiring attention is

how cultivation affects the adaptability of crop species to global environmental changes; whether the end is near for single staple crops such as wheat, maize, rice, and soybeans remains to be seen. There is therefore an urgent need to clarify the impacts of cultivation on the adaptability of crop species to global environmental changes ([Koch et al., 2022](#)).

The ecological niche is a key concept in ecology and biogeography ([Wiens, 2011](#)). While the niche can be interpreted or examined in a variety of ways, the realized niche, that is a part of the fundamental niche actually occupied by the species delimited by constraints of biotic and abiotic interactions, as well as dispersal ability ([Wiens & Graham, 2005](#)), provides an essential frame for understanding species distributions and the adaptation of species to the environment. The realized niche can be approximated by investigating species–environment associations across time and space ([Broennimann et al., 2012](#); [Guisan et al., 2014](#)).

One of the important topics on the realized niche is whether a species conserves its initial niche space in novel environmental conditions or not. Niche conservatism is a central assumption in species distribution models ([Pearman et al., 2008](#); [Warren, Glor & Turelli, 2008](#)). However, controversy remains regarding whether species niches are conserved across time and space (niche conservatism hypothesis). The relative roles of biological invasions and crop cultivation in driving niche shifts have not yet been evaluated. Most studies of invasive species have indicated that the climatic niche is conserved ([Petitpierre et al., 2012](#); [Strubbe et al., 2013](#); [Beukema et al., 2018](#)), but other studies have failed to find support for climate niche conservatism ([Goncalves et al., 2014](#); [Hernandez-Lambrano, Gonzalez-Moreno & Sanchez-Agudo, 2017](#); [Datta, Schweiger & Kuhn, 2019](#)). This uncertainty greatly reduces our confidence in using species distribution models (SDMs) to predict species distributions under scenarios of global change.

One explanation for the contrasting conclusions may be that different techniques have been used to verify the niche conservatism hypothesis and evaluate species niche dynamics ([Liu et al., 2020](#)). Although there is currently no consensus on which technique is optimal in most contexts, the COUE scheme, which uses niche expansions (E), niche unfilling (U), and niche stability (S), as well as the niche similarity index and breadth ratio to measure niche shifts, is currently the gold standard to address niche conservatism ([Guisan et al., 2014](#); [Atwater, Irvine & Barney, 2018](#)), indeed, it has become the gold standard for analyzing niche dynamics, possibly because it possesses the simplicity and effectiveness of the ordination approach and also accounts for the biases caused by sampling effort and spatial resolution ([Petitpierre et al., 2012](#); [Guisan et al., 2014](#); [Liu et al., 2020](#)). In addition, the COUE scheme can be used to determine whether the niche of a species is conserved, as well as to measure shifts in niche breadth and position ([Wiens et al., 2010](#); [Guisan et al., 2014](#); [Liu et al., 2020](#)). However, most studies of niche dynamics using the COUE scheme have been conducted on plant invasions; by contrast, few studies have been conducted on cultivated crops, although [Yang et al. \(2021\)](#) found that the niche shifts of wheat were closely associated with human cultivation.

[Brown \(1984\)](#) suggested that when a species can exploit a wider variety of resources and maintain its viable populations under a wider range of conditions, niche and range expansion could be observed. This leads to the prediction that the niche space of a species

should be positively correlated with species range size. For example, contractions in range size might be accompanied by decreases in niche breadth and *vice versa* (Morin & Lechowicz, 2013; Slatyer, Hirst & Sexton, 2013; Sheth, Morueta-Holme & Angert, 2020; Bernard *et al.*, 2021). The range dynamics of invasive species have attracted increased research attention in recent years. For example, Osland & Feher (2020) observed that winter warming may promote the range expansions of tropical invasive species. Bellard *et al.* (2013) found that climate changes might cause range expansions in temperate species at higher latitudes but range contractions in tropical species. However, most projections of species range shifts under climate change scenarios have assumed that the niches of species are conserved. We assumed that the niches of species have been and continue to be modified by human activities (*e.g.*, species introduction, cultivation, and breeding), and these niche shifts can have substantial effects on species range dynamics. However, few studies have examined range dynamics under scenarios of niche shifts in cultivated crop species.

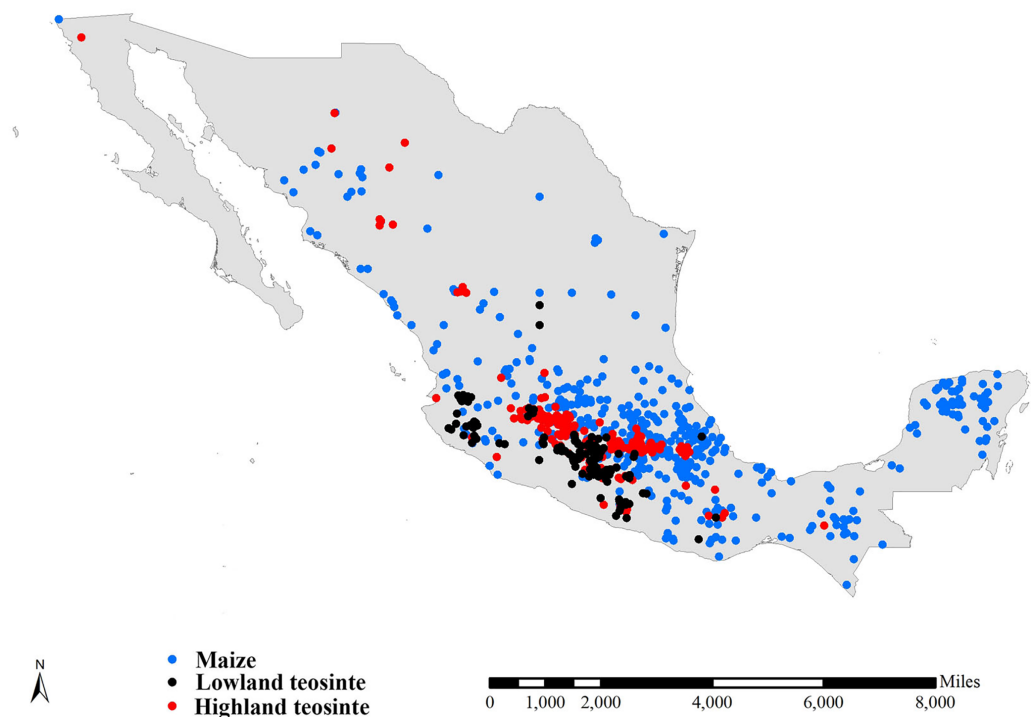
Cultivation is one of the most pervasive human activities on the planet. The introduction, breeding, and planting of species enable them to occur in areas outside their native ranges (Milla, 2020) and provide opportunities for niche shifts, which can lead to range shifts. Although various species have been used to test whether ancestral niches are conserved, most studies have focused on invasive species (Tingley *et al.*, 2014; Atwater, Ervine & Barney, 2018; Liu *et al.*, 2020); few studies to date have evaluated climatic niche conservatism in crop species at a global scale. Crop species and their wild progenitors have the same evolutionary origins and highly similar genes. The only difference is that the niches of wild progenitors have been subjected to natural selection pressures; by contrast, the niches of crop species have been shaped by artificial selection, in addition to natural selection. The new ecological pressures faced by cultivated plants can be, among others, water availability modified by irrigation, reduction in natural selective pressures associated with diseases, pests, and other herbivores, and even complete changes in the natural enemies in new environments. This provides an excellent opportunity to investigate the effects of crop cultivation on niche shifts.

Here, we used the COUE scheme and SDMs to study the niche and range changes between maize and its wild progenitors using global occurrence records of maize and its wild progenitors, as well as those in Mexico. Specifically, we aimed to explore the niche and range changes between maize and its wild progenitors and to identify the factors that controlled niche changes. The results of this study provide new insight into the effects of human cultivation on species niche and range changes, as well as the underlying mechanisms responsible for the emergence of maize as a global staple crop. Our study also provides essential information that could help managers and policymakers develop strategies to enhance maize production against the background of global climate change.

## MATERIALS AND METHODS

### Species occurrence data

We standardized species names of maize and its wild progenitors following the Taxonomic Name Resolution Service (TRNS, <http://tnrs.iplantcollaborative.org/>). Occurrence records

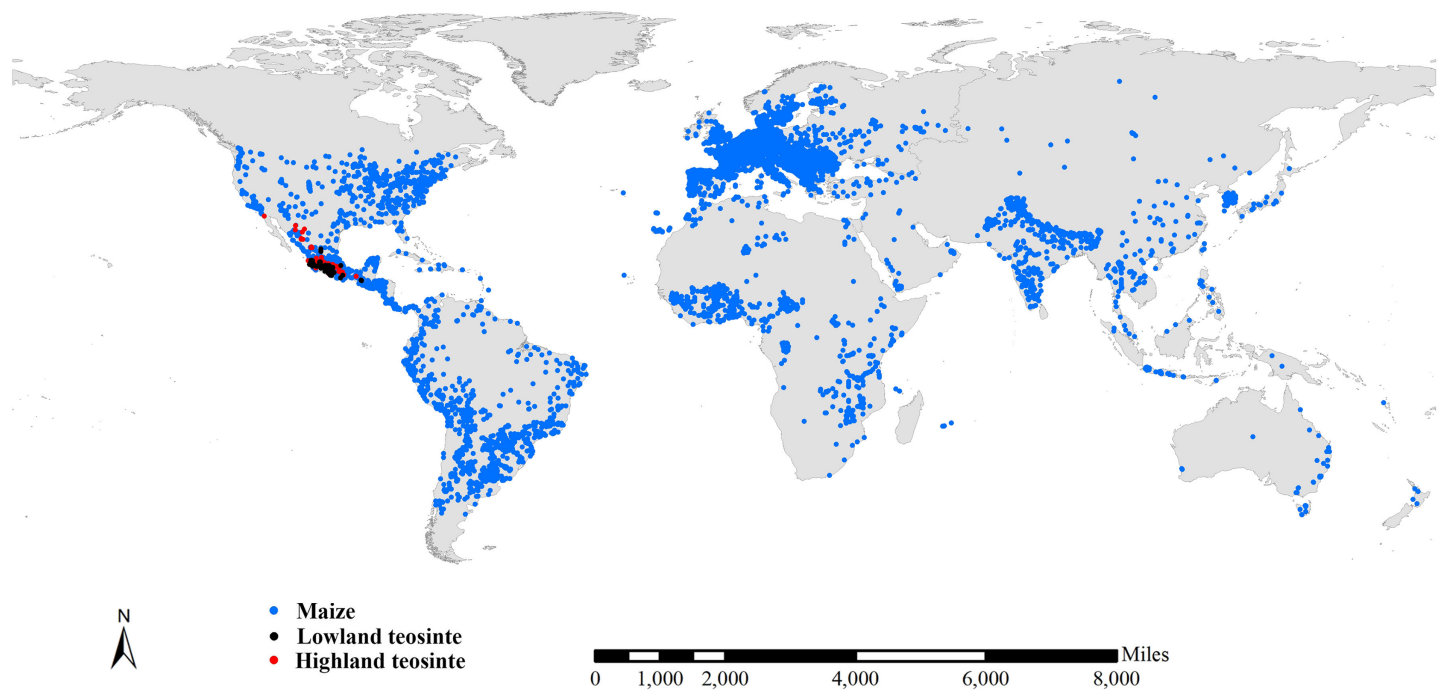


**Figure 1** Occurrence records of maize, lowland teosinte, and highland teosinte in Mexico. We spatially rarefied occurrence records with a radius of 10 km to reduce spatial autocorrelation, and we obtained 449, 122, and 168 occurrence records maize, lowland teosinte, and highland teosinte in Mexico, respectively. Blue, black and red points indicate occurrence records of maize, lowland teosinte, and highland teosinte, respectively.

Full-size  DOI: [10.7717/peerj.14019/fig-1](https://doi.org/10.7717/peerj.14019/fig-1)

of maize and its wild progenitors (*i.e.*, lowland teosinte (*Zea mays* ssp. *parviglumis*) and highland teosinte (*Zea mays* ssp. *mexicana*)) were retrieved mainly from the GBIF (Global Biodiversity Information Facility, Copenhagen, Denmark, <https://www.gbif.org/>), GRIN (Germplasm Resource Information System, Beltsville, Maryland, <http://www.grin-global.org/>), GCDT (Global Crop Diversity Trust, Bonn, Germany, <http://www.croptrust.org/>), FAO (<http://www.FAO.org>), MaizeGDB (Maize genetics and genomics database, <http://www.maizegdb.org/>), and the CHV (Chinese Virtual Herbarium, <https://www.cvh.ac.cn/>) accessed from May 1<sup>st</sup>, 2020 to May 6<sup>th</sup>, 2022. In addition to records from online sources, we also conducted an extensive literature search for occurrence records of these two species in Web of Science and Google Scholar using topic search strategy.

We compiled three preliminary global datasets consisting of 15,723, 743 and 751 distinct occurrence records for maize, lowland teosinte and highland teosinte, respectively. We also compiled three preliminary global datasets consisting of 793, 732 and 726 distinct occurrence records for maize, lowland and highland teosinte in Mexico, respectively. To refine the datasets, we deleted records for which the latitude and longitude uncertainty was greater than 10 km and removed duplicate latitude and longitude entries. As sampling bias has an adverse effect on the results of SDMs (Peterson, 2011), we used SDMtoolbox v2.4 (Brown, 2014; Brown, Bennett & French, 2017) to spatially rarefy occurrence records with a radius of 10 km to account for spatial autocorrelation. After spatial rarefaction, we



**Figure 2** Global occurrence records of maize, lowland teosinte, and highland teosinte. We spatially rarefied occurrence records with a radius of 10 km to reduce spatial autocorrelation, and we obtained 7,291, 124, and 185 occurrence records of maize, lowland teosinte, and highland teosinte, respectively. Blue, black and red points represent occurrence records of maize, lowland teosinte, and highland teosinte, respectively.

Full-size DOI: 10.7717/peerj.14019/fig-2

were left with 449, 122 and 168 occurrence records in Mexico, respectively (Fig. 1).

At global scale, we obtained 7,291 records of maize, 124 records of lowland teosinte and 185 records of highland teosinte (Fig. 2).

### Climatic predictors

We downloaded 19 bioclimatic factors from WorldClim 2.1 (<https://www.worldclim.org/data/worldclim21.html>) (Fick & Hijmans, 2017) at a spatial resolution of 5 arc-minutes (ca. 10 km) for 1970–2000, which included 11 and 8 water and thermal-related variables, respectively. Additionally, we estimated GDD (with 5 °C as the base temperature) based on 12 monthly mean temperatures with the same spatial resolution from WorldClim 2.1 (<https://www.worldclim.org/data/worldclim21.html>) (Fick & Hijmans, 2017) using a method proposed by Svenning & Skov (2004). The aridity index (Arid) at the same spatial resolution was calculated as the ratio of annual precipitation to annual potential evapotranspiration (Budyko, 1974).

### Analysis of niche dynamics

Using global occurrence records of maize and its wild progenitors, we investigated the niche shifts between them at the global scale. We used the COUE scheme (Broennimann et al., 2012) to investigate the niche changes between maize and each of its wild progenitors using the “ecospat” package in R (3.6.3) (Di Cola et al., 2017). In the COUE scheme (Warren, Glor & Turelli, 2008; Petitpierre et al., 2012; Guisan et al., 2014), we first

conducted principal component analysis (PCA) on the 21 climatic predictors to construct a two-dimensional environmental space represented by a  $100 \times 100$  grid. We then used the kernel density function to estimate the record density of maize and its wild progenitors in each cell.

We divided the environmental space occupied by maize and each of its wild progenitors into Stability (S), Unfilling (U), and Expansion (E). Stability denoted niche spaces occupied by maize and each of its wild progenitors. Unfilling indicated niche spaces occupied only by each of the wild progenitors but not by maize. Expansion indicated an ecological niche occupied exclusively by maize. The breadth of the native niche ( $BN$ , occupied by each of the wild progenitors) and the breadth of the introduced niche ( $BI$ , occupied by maize) were expressed as:  $BN = U + S$  and  $BI = E + S$ , respectively. The breadth ratio ( $BR$ ) between each of the wild progenitors and maize was expressed as follows:

$$BR = \frac{BI}{BN}.$$

When the ecological niches of the wild progenitors and maize have the same breadth,  $BR = 1$ , and when  $BR > 1$ , the niche breadth of the wild progenitors is narrower than that of maize.

Sørensen's similarity index ( $SI$ , [Baselga, 2017](#); [Liu et al., 2020](#)) was used to determine changes in the niche positions between each of the wild progenitors and maize:

$$SI = \frac{2S}{BN + BI}.$$

$SI$  ranges from 0 to 1; when  $SI > 0.5$ , the wild progenitors and maize occupy similar niche positions, whereas when  $SI < 0.5$ , the wild progenitors and maize occupy different niche positions. In sum, when  $BR > 1$  and  $SI < 0.5$ , maize does not conserve the niche of the wild progenitors, and the niche conservatism hypothesis is rejected ([Liu et al., 2020](#)).

Using occurrence records of maize at global scale and those of the wild progenitors, the COUE scheme was used to determine the niche changes between maize and the wild progenitors at a global scale. Using the COUE scheme and the occurrence records in Mexico, we also investigated the niche changes between maize and each of the wild progenitors in Mexico.

We identified the most important predictor that contributed to principal component 1 (PC1) and to principal component 2 (PC2) of the PCA, extracted their values in the climatic predictor layers based on the locations of the occurrence records, and then used independent-samples  $t$ -tests to compare the mean values between maize and its wild progenitors. We also extracted the maximum and minimum values of 21 climatic factors for the maize occurrence records at the global scale and for its wild progenitors, and we used paired-samples  $t$ -tests to compare the ranges of the 21 climatic factors between maize and its wild progenitors. In these analyses, we used the feature scaling method proposed by [Becker, Chambers & Wilks \(1988\)](#) to standardize our datasets.

## Projecting potential species ranges

We used global occurrence records of maize and its wild progenitors to project their global potential ranges. In addition, we also used the occurrence records in Mexico to project their potential ranges in Mexico. We used biomod v.2.0 (Thuiller *et al.*, 2009), a platform for generating SDMs, to predict the potential species ranges. To account for potential spurious effects of different techniques for generating SDMs, we used seven different algorithms in the biomod v.2.0 platform (Thuiller *et al.*, 2009) and retained only those SDMs with true skill statistics (TSS) greater than 0.6 or areas under the receiver operating characteristic curve (AUC) greater than 0.8 (*e.g.*, Gallien *et al.*, 2012). The seven ENM algorithms used included artificial neural network (ANN), maximum entropy model (MaxEnt), random forest (RF), generalized additive model (GAM), flexible discriminant analysis (FDA), classification tree analysis (CTA), and generalized boosting model (GBM) (Thuiller *et al.*, 2009). In addition, we used an ensemble approach wherein a weight (proportional to the TSS) was assigned to each algorithm's projection to obtain the central tendency of the SDMs (Araujo & New, 2007). Per the requirements of SDMs, we generated two sets of pseudo-absences (PAs) by retrieving random points across the globe. According to Barbet-Massin *et al.* (2012), we randomly selected an equal number of PAs if the number of presence records was greater than 1,000 or 1,000 PAs if the number of presence records was less than 1,000. The threshold of the sensitivity-specificity sum maximization approach (MSS threshold) was used to determine the potential ranges of maize and its wild progenitors. We estimated the ratios of potential ranges of maize to those of its wild progenitors at the global scale and in Mexico, and we referred to these ratios as range ratios.

Hargrove, Hoffman & Hessburg (2006) proposed a quantitative goodness of fit (GOF) method that shows the degree of spatial concordance between two categorical maps with high robustness. In the present study, if the potential ranges between maize and its wild progenitors were projected in similar regions and sizes, showing high spatial overlap, GOF would show high values; otherwise, values would be low. We therefore used Mapcurve to compare the spatial patterns of the potential ranges between maize and its wild progenitors by calculating GOF as follows:

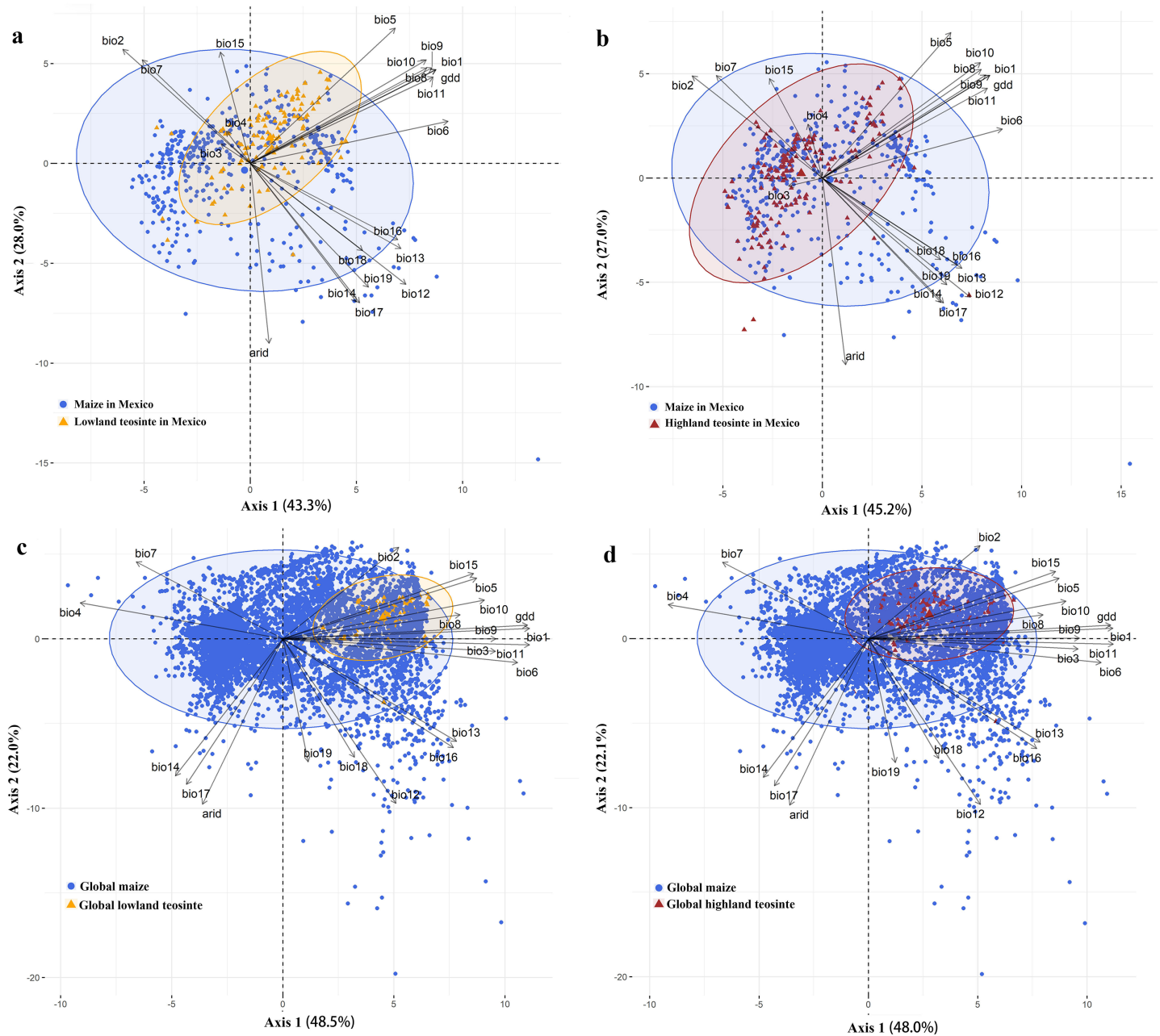
$$GOF = \sum_{i=1}^n \frac{C_i}{B_i + C_i} * \frac{C_i}{A_i + C_i}$$

where  $A$  and  $B$  are the numbers of grid cells of the potential ranges of maize and its wild progenitors, respectively,  $C$  is the intersection of the two ranges, and  $n$  is the number of categories in the maps.

## RESULTS

In Mexico, PC1 (43.3%) and PC2 (28.0%) of the PCA in the COUE scheme for maize and lowland teosinte explained most of variation among all climatic predictors (71.3%), and therefore the first two PC axes in the COUE scheme were responsible for most of niche space of lowland teosinte and maize (Fig. 3A). The major climatic predictors for PC1 were





**Figure 3** Principal component analysis of the climatic variables in two-dimensional niche space. (A–D) show the principal component analysis of the climatic variables between maize and lowland teosinte in Mexico, and maize and highland teosinte in Mexico, respectively, maize and lowland teosinte at the global scale, maize and highland teosinte at the global scale, respectively. [Full-size !\[\]\(fcc3264021d438d9732560e78099f674\_img.jpg\) DOI: 10.7717/peerj.14019/fig-3](https://doi.org/10.7717/peerj.14019/fig-3)

min temperature of the coldest month and growing degree days, and those for PC2 were arid index and precipitation of the driest quarter (Fig. 3A). Also in Mexico, PC1 (45.2%) and PC2 (27.0%) of the PCA were responsible for most variation among all climatic predictors (72.2%) for highland teosinte and maize, and the major climatic predictors for PC1 were min temperature of the coldest month and growing degree days, and those for PC2 were arid index and max temperature of the warmest month (Fig. 3B).

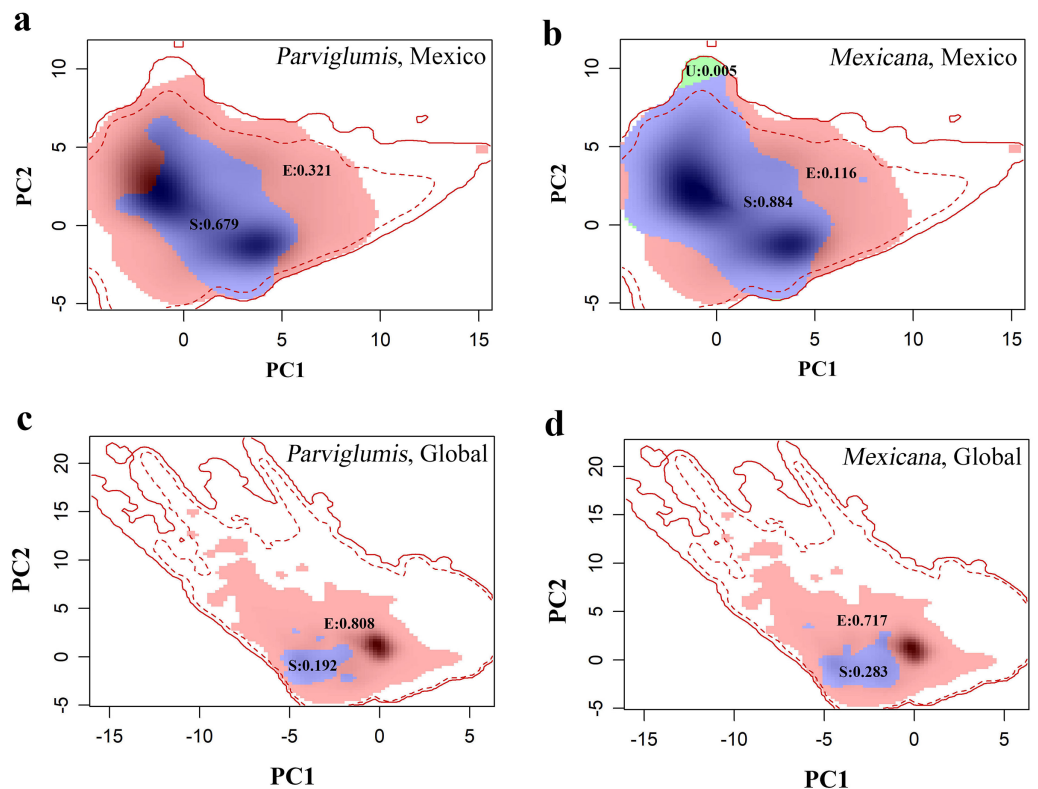
At the global scale, PC1 (48.5%) and PC2 (22.0%) of the PCA in the COUE scheme for the niche shifts between maize and lowland teosinte explained most of the variation among the 21 climatic predictors (70.5%), suggesting that the PC axes in the COUE scheme delimited most of the niche space of lowland teosinte and maize (Fig. 3C). PC1 was interpreted as a thermal axis because temperature-related variables, such as mean temperature of the coldest quarter, followed by mean annual temperature and growing degree days (Fig. 3C), loaded most heavily on PC1. PC2 was closely correlated to variables associated with water availability, including arid index, followed by annual precipitation and precipitation of the driest quarter (Fig. 3C). In sum, thermal and water variables were the main factors affecting the niche changes between maize and lowland teosinte, and thermal variables had a particularly strong effect.

At the global scale, PC1 (48.0%) and PC2 (22.1%) of the PCA in the COUE scheme for maize and highland teosinte explained most of the variation among the 21 climatic predictors (70.1%), suggesting that the PC axes in the COUE scheme delimited most of the niche space of highland teosinte and maize (Fig. 3D), and the major climatic predictors were same as those that explained the niche differences between maize and lowland teosinte.

In Mexico, niche expansion, niche stability, and niche unfilling values in the niche dynamics between maize and lowland teosinte (and between maize and highland teosinte, in parenthesis) were 0.32 (0.12), 0.70 (0.88) and 0.00 (0.005), respectively (Figs. 4A and 4B). In Mexico, the breadth ratio and niche similarity were 1.47 (1.12) and 0.81 (0.94), respectively, suggesting that in general terms maize conserves the niche inherited from its wild progenitors. At the global scale, niche dynamics analyses showed that niche expansion, niche stability, and niche unfilling values between maize and lowland teosinte (highland teosinte) were ca. 0.81 (0.72), 0.19 (0.28), and 0.00 (0.00), respectively (Figs. 4C and 4D). In addition, the breadth ratio and niche similarity index were 5.21 (3.53) and 0.32 (0.44), respectively, suggesting that at a global scale, maize does not conserve the niche inherited from its wild progenitors.

In Mexico, independent-samples *t*-tests on the mean values of the min temperature of the coldest month between maize and its wild progenitors showed that maize tended to occur in regions with colder climates (maize vs. lowland teosinte:  $P < 0.001$ , Fig. 5A; maize vs. highland teosinte:  $P < 0.001$ , Fig. 5D), and there was no significant difference in the arid index between regions where maize and its wild progenitors were observed (maize vs. lowland teosinte:  $P = 0.052$ , Fig. 5B; maize vs. highland teosinte:  $P = 0.35$ , Fig. 5E). Additionally, paired-samples *t*-tests showed that the former tended to survive in regions with wider ranges of climatic predictors (ca. 5.71 and 1.92 times compared with lowland teosinte ( $P < 0.001$ , Fig. 5C) and highland teosinte ( $P < 0.001$ , Fig. 5F), respectively).

At a global scale, independent-samples *t*-tests showed that compared with its wild progenitors, maize tended to occur in regions with colder (maize vs. lowland teosinte:  $P < 0.001$ , Fig. 5G; maize vs. highland teosinte:  $P < 0.001$ , Fig. 5J) and wetter (maize vs. lowland teosinte:  $P < 0.001$ , Fig. 5H; maize vs. highland teosinte:  $P < 0.001$ , Fig. 5K) climates, and paired-samples *t*-tests showed that the ranges of 21 climatic predictors were significantly greater for maize than for its wild progenitors (ca. 4.51 and 2.40 times



**Figure 4** (A–D) COUE scheme analysis of niche dynamics between maize and its wild progenitors.

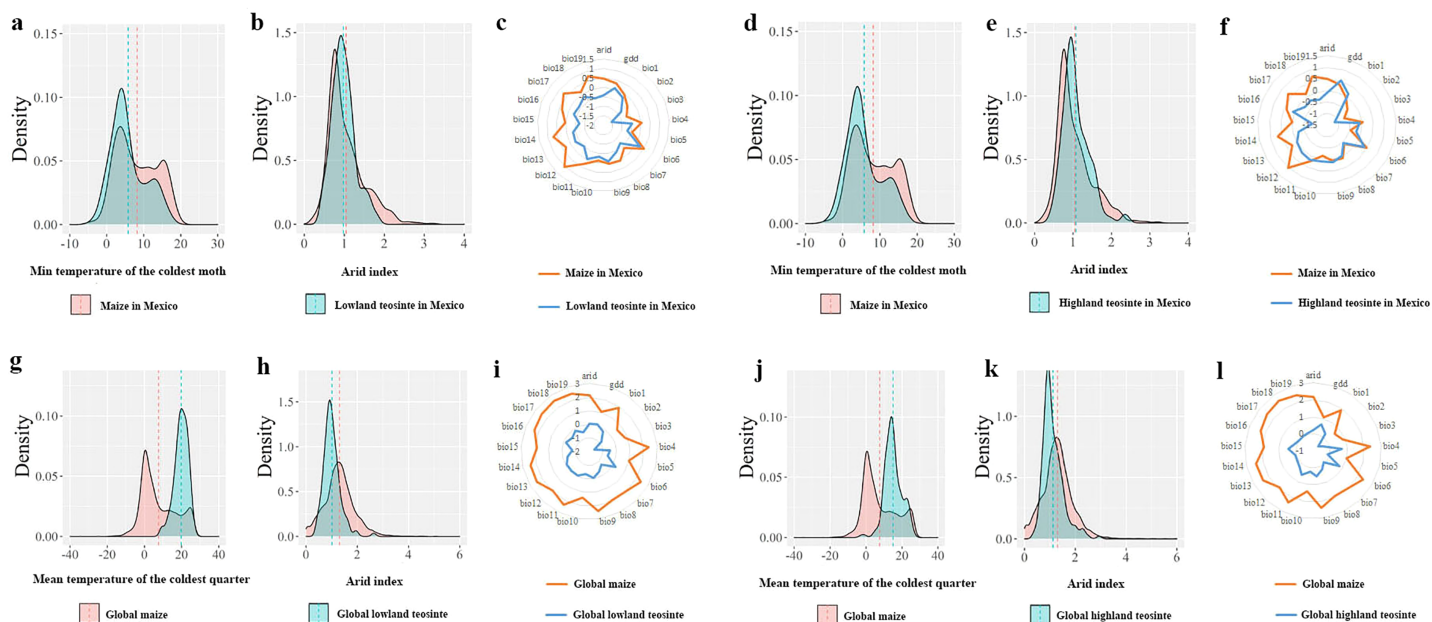
Full-size DOI: [10.7717/peerj.14019/fig-4](https://doi.org/10.7717/peerj.14019/fig-4)

compared with lowland ( $P < 0.001$ , Fig. 5I) and highland teosinte ( $P < 0.001$ , Fig. 5L), respectively).

In Mexico, TSS and AUC in ensemble species distribution models for maize were 0.563 and 0.860, respectively, and those for lowland (highland) teosinte were ca. 0.896 (0.823) and 0.982 (0.968), respectively. At the global scale, the average TSS and AUC in the ensemble species distribution models for maize were ca. 0.725 and 0.939, respectively, and those for lowland (highland) teosinte in parenthesis were ca. 0.995 (0.976) and 0.999 (0.999), respectively. In sum, TSS and (or) AUC of the species distribution models exceeded their respective thresholds.

In Mexico, the potential range of lowland teosinte was 113,751 km<sup>2</sup>, and was predicted to occur in southwestern Mexico (Fig. 6A). The potential range of highland teosinte was also observed in southwestern Mexico, covering 198,367 km<sup>2</sup> (Fig. 6B). The potential range of maize covered 364,003 km<sup>2</sup> and was mainly observed in southern Mexico (Fig. 6C). In Mexico, the GOF between the potential ranges of maize and lowland, highland teosinte was 0.071 and 0.124, respectively. The range ratios between maize and lowland, highland teosinte in Mexico were 3.20 and 1.83, respectively.

The global potential range of lowland teosinte was 1,956,581 km<sup>2</sup> (MSS threshold = 0.48), including areas mainly in Mexico, Madagascar, Guinea and Ethiopia (Fig. 7A). The global potential range of highland teosinte was 794,336 km<sup>2</sup> (MSS threshold = 0.53), including



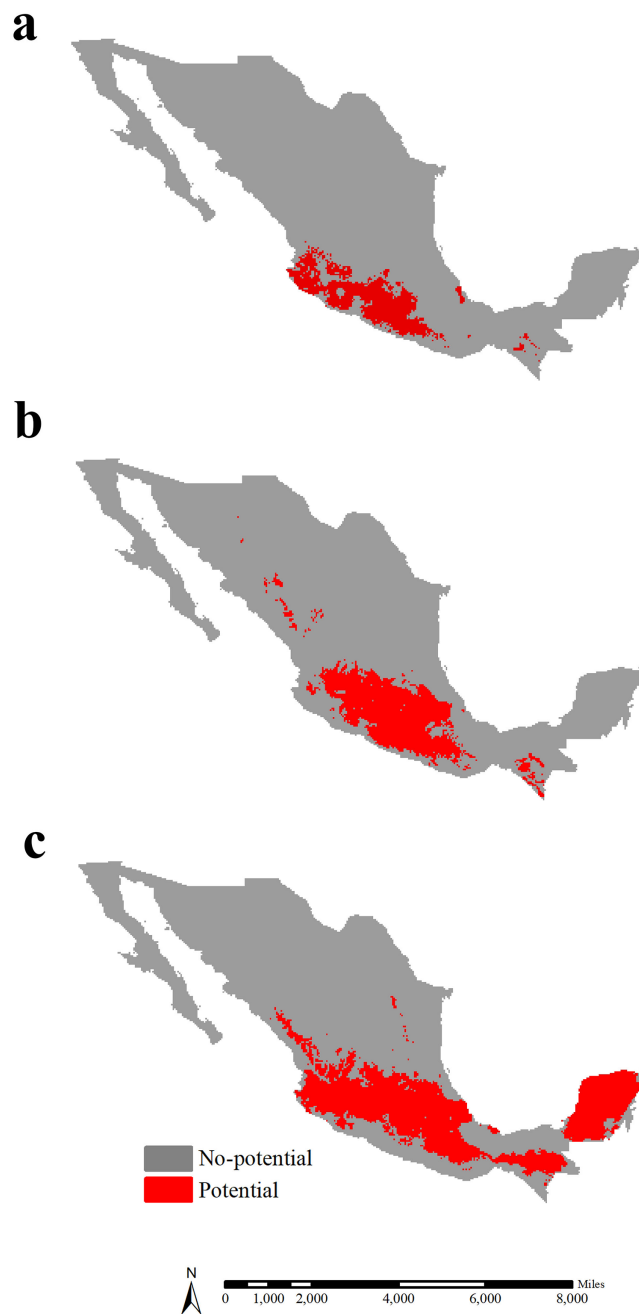
**Figure 5** Comparisons of the major climatic predictors responsible for the niche shifts between maize and its wild progenitors. (A and D) show comparisons of the mean values of the min temperature of the coldest month between maize and lowland teosinte and between maize and highland teosinte in Mexico ( $P < 0.001$ ), respectively. (B and E) show the comparisons of the arid index between maize and lowland teosinte ( $P = 0.052$ ) and between maize and highland teosinte in Mexico ( $P = 0.35$ ), respectively. (C and F) show the comparisons of the ranges of 21 climatic predictors between maize and lowland teosinte ( $P = 0.03$ ) and between maize and highland teosinte in Mexico ( $P = 0.12$ ), respectively. (G and J) show comparisons of the mean values of the mean temperature of the coldest quarter between maize and lowland teosinte and between maize and highland teosinte ( $P < 0.001$ ) at the global scale, respectively. (H and K) show comparisons of the arid index between maize and lowland teosinte and between maize and highland teosinte ( $P < 0.001$ ) at the global scale, respectively; (I and L) show comparisons of the ranges of 21 climatic predictors between maize and lowland teosinte ( $P = 0.003$ ) and between maize and highland teosinte at the global scale ( $P = 0.004$ ), respectively. In these analyses, we used the feature scaling method proposed by [Becker, Chambers & Wilks \(1988\)](#) to standardize our datasets.

Full-size DOI: [10.7717/peerj.14019/fig-5](https://doi.org/10.7717/peerj.14019/fig-5)

areas mainly in Mexico, Madagascar, Guinea, Ethiopia, Peru, Bolivia and d Brazil (Fig. 7B). At the global scale, the potential range of maize was 26,298,202 km<sup>2</sup> (MSS threshold = 0.47) and was mainly in Europe, the southern part of Australia, the Indochina Peninsula, South China, Japan, Korean Peninsula, the equatorial regions of Africa, eastern part of Africa, Madagascar, southern part of India, the coastal regions of South America, southern part of Brazil, Mexico, and the eastern coastal regions and south-eastern part of the United States (Fig. 7C). At a global scale, the GOF between the potential ranges of maize and lowland teosinte and between the potential ranges of maize and highland teosinte was 0.0056 and 0.028, respectively, suggesting strong range shifts. The range ratios between maize and lowland and between maize and, highland teosinte in Mexico were 13.44 and 33.11, respectively.

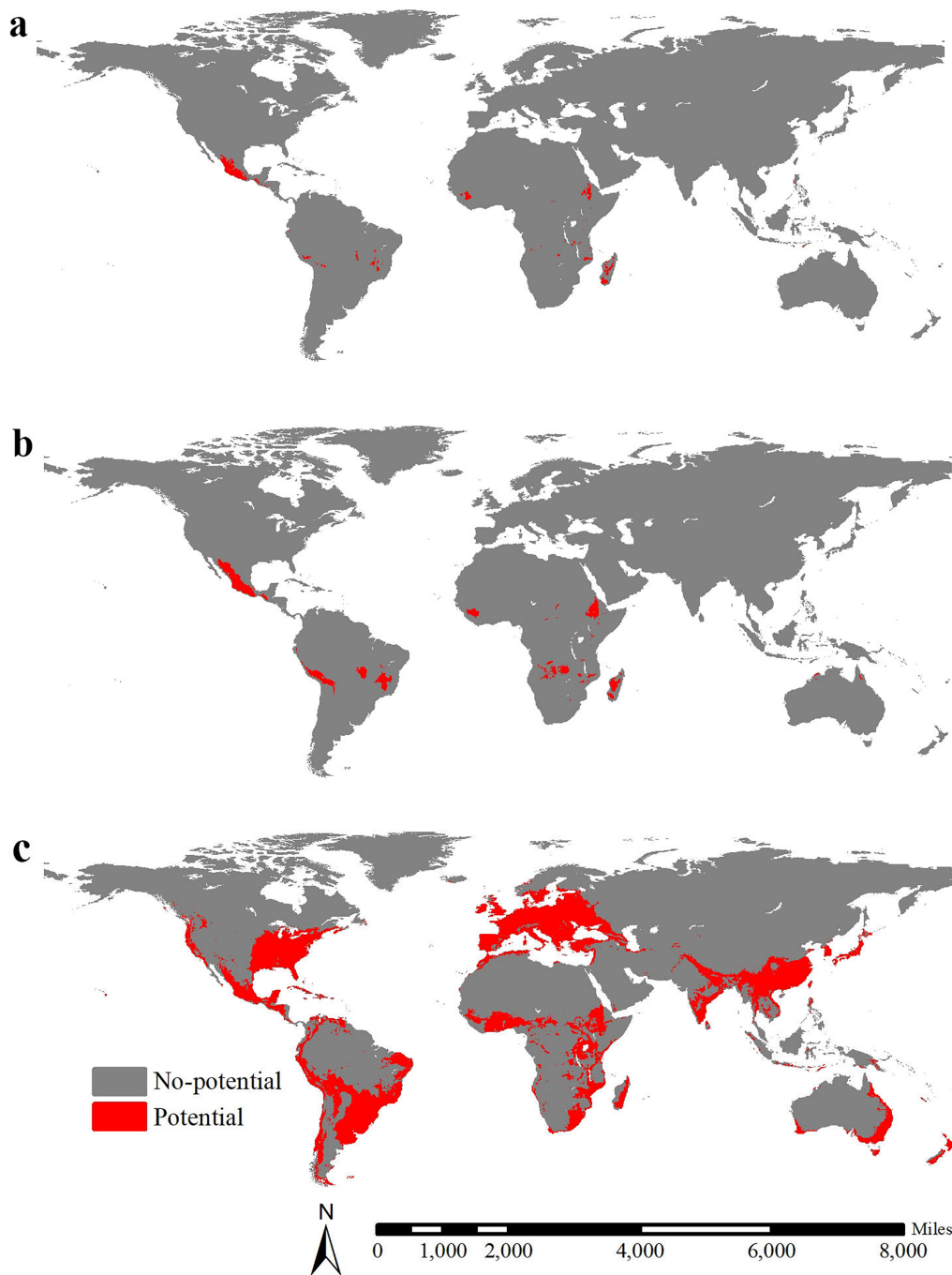
## DISCUSSION

To our knowledge, this study represents the first global assessment of the influences of human cultivation on the niche and range dynamics between maize and its wild progenitors, influences that, to a great extent, have shaped its potential responses to climate change. Our results showed that the niche breadth of maize is wider than that of its



**Figure 6** Potential ranges of maize and its wild progenitors in Mexico. (A-C) show the potential ranges for lowland teosinte, highland teosinte, and maize in Mexico, respectively. Red blocks indicate the potential ranges. The potential range of lowland teosinte was predicted to occur in southwestern Mexico. The potential range of highland teosinte was also observed in southwestern Mexico. The potential range of maize was mainly observed in southern Mexico. [Full-size !\[\]\(b345a1c4255362eec3746050dd71ccac\_img.jpg\) DOI: 10.7717/peerj.14019/fig-6](https://doi.org/10.7717/peerj.14019/fig-6)

wild progenitors at a global scale. After maize cultivation, the niches of lowland teosinte and highland teosinte were strongly modified by human cultivation, whereas teosintes continued to be exposed to natural selection pressures.



**Figure 7** Global potential ranges of maize and its wild progenitors. (A-C) show the global potential ranges for lowland teosinte, highland teosinte, and maize, respectively. Red blocks indicate the potential ranges. The global potential range of lowland teosinte was mainly in Mexico, Madagascar, Guinea, and Ethiopia. The global potential range of highland teosinte was mainly in Mexico, Madagascar, Guinea, Ethiopia, Peru, Bolivia, and Brazil. At the global scale, the potential range of maize was mainly in Europe, the southern part of Australia, the Indochina Peninsula, South China, Japan, Korean Peninsula, the equatorial regions of Africa, eastern part of Africa, Madagascar, southern part of India, the coastal regions of South America, southern part of Brazil, Mexico, and the eastern coastal regions and south-eastern part of the United States.

Full-size  DOI: [10.7717/peerj.14019/fig-7](https://doi.org/10.7717/peerj.14019/fig-7)

Humans first domesticated and cultivated maize approximately 9,000 years ago (Aguirre-Liguori, Aguirre-Planter & Eguiarte, 2016; Lombardo et al., 2020; Moreno-Letelier et al., 2020), and the divergence time of teosintes from their sister group occurred ca. 60,000–70,000 years ago (Ross-Ibarra, Tenaillon & Gaut, 2009; Wang et al., 2017). This indicates that crop cultivation has had a considerable effect on the (realized) niche expansion of maize from its wild progenitors, as the period of crop cultivation is only ca. 1/14 of the age of the teosinte lineage. This is consistent with the finding that niche shifts in introduced species can often occur much more rapidly than those in native species (Wiens et al., 2019) and suggests that the effect of crop cultivation on niche shifts can be substantial.

In addition, our results suggest that cultivation-induced niche shifts have enabled maize to be a global staple crop, feeding rapidly increasing populations and adapting to novel climatic conditions, which, to certain extent, was supported by Swarts et al. (2017) that artificial selection enable ancient maize's adaptation to temperate North America. Our findings are also supported by a recent study showing that the niche conservatism hypothesis is not supported in wheat, and that the niche dynamics between wheat and its wild progenitors are closely associated with cultivation (Yang et al., 2021).

The wider niche breadth of maize relative to its wild progenitors may be closely related to the ability of crop cultivation to promote niche shifts compared with natural dispersal and selection. The introduction, breeding, and planting of maize have permitted it to occur in areas outside of its native range with novel climatic conditions. Maize was introduced to Europe after Europeans contacted the New World (Rebourg et al., 2003). Trade and colonization resulted in the introduction and migration of maize to various parts of the world (Mir et al., 2013). Breeding has since been performed using genomics and other molecular techniques to obtain new cultivars, including those with drought tolerance (Cooper et al., 2014) and insect resistance (Han, Jiang & Peng, 2016), a process that has probably contributed to the expansions of the niche space of maize. In addition to maize breeding, cultivation measures such as irrigation (Wang et al., 2021), fertilization, and other field management techniques (Jiang, Zhai & Zhang, 2019) can drive the niche expansion of maize.

The above observations are consistent with our findings that maize can survive in regions with wider ranges of climatic conditions than its wild progenitors, substantially expanding its realized niche. However, caution is needed in interpreting our observations because cultivated plants are very different from wild plants in their ecology, as they differ in their sensitivity to soil fertilization and degree of protection against natural enemies.

Our results show that maize does not conserve the niche space inherited from its wild progenitors, in contrast to the findings in invasive plant species by Liu et al. (2020) where only 0.2% of them fail to show niche conservatism. One possible explanation for this difference is the contrast in the time over which niche shifts have been able to occur between cultivated maize and invasive plants. The history of maize cultivation is much longer than the history of most plant invasions (ca. 9,000 vs. 500 years) (Aguirre-Liguori, Aguirre-Planter & Eguiarte, 2016; Liu et al., 2020; Lombardo et al., 2020; Moreno-Letelier et al., 2020), and this provides more time and opportunity for niche shifts to occur.

In addition, maize may have had more opportunities for introduction and cultivation in regions beyond its original range compared with other invasive plant species. For example, maize cultivation measures such as irrigation ([Wang et al., 2021](#)), fertilization, and other field management techniques ([Jiang, Zhai & Zhang, 2019](#)) that should be important for the observed niche expansion of maize, whereas for most invasive plant species, the probability of obtaining these opportunities might be very low. These may explain the greater niche shifts in maize compared with other invasive plants. The lack of niche conservatism in maize may have contributed to its ability to become a staple crop since it was first cultivated approximately 9,000 years ago ([Aguirre-Liguori, Aguirre-Planter & Eguiarte, 2016](#); [Moreno-Letelier et al., 2020](#)).

Niche stability and the niche similarity index at the global scale were lower compared with those in Mexico, whereas the breadth ratio exhibited the opposite pattern, suggesting stronger niche shifts at the global scale than those in Mexico. This contrast may be partially due to scale effects. At the global scale, maize could be introduced and cultivated in regions with diverse climatic conditions, facilitating its adaptation to novel climatic conditions different from those in its area of origin, which results in a high breadth ratio, low niche stability, and niche similarity. Both maize and its wild progenitors originated in Mexico; therefore, maize in Mexico experienced climatic conditions similar to those experienced by its wild progenitors. Additionally, maize has had fewer opportunities to adapt to diverse climatic conditions in Mexico compared with at a global scale and hence showed weaker niche shifts. Therefore, the effects of scale and area of origin require consideration when studying niche shifts.

Range size has generally been observed to reflect species' resource use, which is positively associated with niche breadth ([Gaston & Spicer, 2001](#); [Botts et al., 2013](#); [Yu et al., 2016](#); [Vincent et al., 2020](#)); however, contrasting results have also been obtained ([Slatyer, Hirst & Sexton, 2013](#); [Hirst et al., 2017](#); [Cai et al., 2021](#)). Few studies have examined the effects of niche shifts on range dynamics. Our results showed that the niche breadth of maize at the global scale has increased by ca. 421% and 253% relative to its wild progenitors (lowland and highland teosintes, respectively) and that its range size has increased by ca. 1,244% and 3,211%, respectively. This suggests that respectively small changes in niche breadth can result in large range expansions. Therefore, niche expansion may be a highly sensitive indicator of range expansion. Range expansion is generally used to measure changes in the distribution of a species under global change scenarios, especially for risk the assessment of invasive species (e.g., [Bellard et al., 2013](#); [Merow et al., 2017](#); [Michalak et al., 2018](#); [Di Febbraro et al., 2019](#)). This finding suggests that niche expansion could be a more useful indicator of invasion risk than range shifts, given that the former may be more sensitive than the latter.

A review by [Sanchez, Rasmussen & Porter \(2014\)](#) indicated that the minimum and maximum temperatures for maize plants were 6.2 °C and 42.0 °C, respectively. We found that minimum temperature of the coldest month and maximum temperature of the warmest month were -17.99 °C and 43.70 °C, respectively, in the global potential range of maize. These observations indicate that maximum temperature for maize from the review was close to that inferred from the global potential range of maize; however, there was a



large difference between the minimum temperature from the review and that inferred from the global potential range of maize. This might be explained by the fact that the minimum temperature inferred from the global potential range of maize exceeded the minimum temperature typically experienced by maize plants during production, whereas the minimum and maximum temperatures from the review and the maximum temperature inferred from the global potential range were within range of temperatures typically experienced by maize plants during production. Our theoretical and ecological inferences from the niche dynamics and SDMs might not be fully consistent with observations during maize production.

## CONCLUSIONS

To conclude, maize exhibited considerable niche lability, as it expanded its niche to regions with wider ranges of climatic conditions rather than remaining confined to the original climatic niche of its wild progenitors. These findings suggest that maize may be able to tolerate relatively novel climatic conditions and may therefore be less strongly affected by climate change. Moreover, these findings also suggest that cultivation-induced niche shifts may enable maize to become a global staple crop, feeding a rapidly expanding population and adapting to changing climatic conditions. Niche shifts promote range shifts, and small changes in niche breadth had large effects on the magnitude of range shifts. Additional analyses are needed to determine the limits of the novel conditions that maize can tolerate, especially relative to projected climate change.

## ACKNOWLEDGEMENTS

We thank Tianmeng Liu and Xiaokang Hu for providing logistical support. We thank Yanjie Zhang and Youjun Cheng for providing feedback that improved the manuscript. We are grateful to the editors and anonymous reviewers for their constructive comments which have substantially improved the manuscript.

## ADDITIONAL INFORMATION AND DECLARATIONS

### Funding

This study was supported by the Innovative team of Plant Ecology and Climate change in Hengduan Mountains, Dali University, China (Grant ID: ZKLX2019217) and the Scientific Research Fund of Department of Education of Yunnan Province (Grant ID: 2021Y391). The funders had no role in study design, data collection and analysis, decision to publish, or preparation of the manuscript.

### Grant Disclosures

The following grant information was disclosed by the authors:

Innovative Team of Plant Ecology and Climate change in Hengduan Mountains, Dali University, China: ZKLX2019217.

Scientific Research Fund of Department of Education of Yunnan Province: 2021Y391.

## Competing Interests

The authors declare that they have no competing interests.

## Author Contributions

- Rujing Yang conceived and designed the experiments, performed the experiments, analyzed the data, prepared figures and/or tables, authored or reviewed drafts of the article, and approved the final draft.
- Runyao Cao performed the experiments, analyzed the data, prepared figures and/or tables, and approved the final draft.
- Xiang Gong analyzed the data, prepared figures and/or tables, and approved the final draft.
- Jianmeng Feng conceived and designed the experiments, authored or reviewed drafts of the article, and approved the final draft.

## Data Availability

The following information was supplied regarding data availability:

The code and data used for all statistical analyses are available at Figshare: Yang, Rujing; Chao, Runyao; Gong, Xiang; Feng, Jianmeng (2022): Niche and range shifts between maize and its wild progenitor. figshare. Journal contribution. <https://doi.org/10.6084/m9.figshare.18133661.v2>.

## REFERENCES

- Aguirre-Liguori JA, Aguirre-Planter E, Eguiarte LE. 2016.** Genetics and ecology of wild and cultivated maize: domestication and introgression. In: Lira R, Casas A, Blancas J, eds. *Ethnobotany of Mexico*. New York: Springer, 403–416.
- Aguirre-Liguori JA, Santiago RB, Peter T, Eguiarte LE. 2019.** Climate change is predicted to disrupt patterns of local adaptation in wild and cultivated maize. *Proceedings of the Royal Society B* **286(1906)**:20190486 DOI [10.1098/rspb.2019.0486](https://doi.org/10.1098/rspb.2019.0486).
- Araujo MB, New M. 2007.** Ensemble forecasting of species distributions. *Trends in Ecology & Evolution* **22(1)**:42–47 DOI [10.1016/j.tree.2006.09.010](https://doi.org/10.1016/j.tree.2006.09.010).
- Atwater DZ, Ervine C, Barney JN. 2018.** Climatic niche shifts are common in introduced plants. *Nature Ecology & Evolution* **2(1)**:34–43 DOI [10.1038/s41559-017-0396-z](https://doi.org/10.1038/s41559-017-0396-z).
- Bailey-Serres J, Parker JE, Ainsworth EA, Oldroyd GED, Schroeder JI. 2019.** Genetic strategies for improving crop yields. *Nature* **575(7781)**:109–118 DOI [10.1038/s41586-019-1679-0](https://doi.org/10.1038/s41586-019-1679-0).
- Barbet-Massin M, Jiguet F, Albert CH, Thuiller W. 2012.** Selecting pseudo-absences for species distribution models: how, where and how many? *Methods in Ecology & Evolution* **3(2)**:327–338 DOI [10.1111/j.2041-210X.2011.00172.x](https://doi.org/10.1111/j.2041-210X.2011.00172.x).
- Baselga A. 2017.** Partitioning abundance-based multiple-site dissimilarity into components: balanced variation in abundance and abundance gradients. *Methods in Ecology & Evolution* **8(7)**:799–808 DOI [10.1111/2041-210X.12693](https://doi.org/10.1111/2041-210X.12693).
- Becker RA, Chambers JM, Wilks AR. 1988.** *The new S language: a programming environment for data analysis and graphics*. Monterey, California, USA: Wadsworth and Brooks/Cole Advanced Books & Software.

- Bellard C, Thuiller W, Leroy B, Genovesi P, Bakkenes M, Courchamp F. 2013. Will climate change promote future invasions? *Global Change Biology* 19(12):3740–3748 DOI 10.1111/gcb.12344.
- Bernard J, Wall CB, Costantini MS, Rollins RL, Atkins ML, Cabrera FP, Cetraro ND, Feliciano CKJ, Greene AL, Kitamura PK, Olmedo-Velarde A, Sirimalwatta VNS, Sung HW, Thompson LPM, Vu HT, Wilhite CJ, Amend AS. 2021. Plant part and a steep environmental gradient predict plant microbial composition in a tropical watershed. *ISME Journal* 15(4):999–1009 DOI 10.1038/s41396-020-00826-5.
- Beukema W, Martel A, Nguyen TT, Goka K, Schmeller DS, Yuan ZY, Laking AE, Nguyen TQ, Lin CF, Shelton J, Loyau A, Pasmans F, Wintle B. 2018. Environmental context and differences between native and invasive observed niches of *Batrachochytrium salamandrivorans* affect invasion risk assessments in the Western Palearctic. *Diversity & Distributions* 24(12):1788–1801 DOI 10.1111/ddi.12795.
- Botts EA, Erasmus BFN, Alexander GJ, Lawlor J. 2013. Small range size and narrow niche breadth predict range contractions in South African frogs. *Global Ecology & Biogeography* 22(5):567–576 DOI 10.1111/geb.12027.
- Broennimann O, Fitzpatrick MC, Pearman PB, Petitpierre B, Pellissier L, Yoccoz N, Thuiller W, Fortin MJ, Randin C, Zimmermann NE, Graham CH, Guisan A. 2012. Measuring ecological niche overlap from occurrence and spatial environmental data. *Global Ecology & Biogeography* 21(4):481–497 DOI 10.1111/j.1466-8238.2011.00698.x.
- Brown JH. 1984. On the relationship between abundance and distribution of species. *The American Naturalist* 124(2):255–279 DOI 10.1086/284267.
- Brown JL. 2014. SDMtoolbox: a python-based GIS toolkit for landscape genetic, biogeographic, and species distribution model analyses. *Methods in Ecology & Evolution* 5(7):694–700 DOI 10.1111/2041-210X.12200.
- Brown JL, Bennett JR, French CM. 2017. SDMtoolbox 2.0: the next generation Python-based GIS toolkit for landscape genetic, biogeographic and species distribution model analyses. *PeerJ* 5(11):e4095 DOI 10.7717/peerj.4095.
- Budyko MI. 1974. *Climate and life*. Orlando, Florida, USA: Academic Press.
- Cai Q, Welk E, Ji C, Fang W, Sabatini FM, Zhu J, Zhu JL, Tang ZY, Attorre F, Campos JA, Carni A, Chytry M, Coban S, Dengler J, Dolezal J, Field R, Frink JP, Gholizadeh H, Indreica A, Jandt U, Karger DN, Lenoir J, Peet RK, Pielech R, De Sanctis M, Schrodt F, Svenning JC, Tang CQ, Tsiripidis I, Willner W, Yasuhiro K, Fang JY, Bruelheide H. 2021. The relationship between niche breadth and range size of beech (*Fagus*) species worldwide. *Journal of Biogeography* 48(5):1240–1253 DOI 10.1111/jbi.14074.
- Calfee E, Gates D, Lorant A, Perkins MT, Coop G, Ross-Ibarra J. 2021. Selective sorting of ancestral introgression in maize and teosinte along an elevational cline. *PLOS Genetics* 17(10):e1009810 DOI 10.1371/journal.pgen.1009810.
- Cooper M, Gho C, Leafgren R, Tang T, Messina C. 2014. Breeding drought-tolerant maize hybrids for the US corn-belt: discovery to product. *Journal of Experimental Botany* 65(21):6191–6204 DOI 10.1093/jxb/eru064.
- Datta A, Schweiger O, Kuhn I. 2019. Niche expansion of the invasive plant species *Ageratina adenophora* despite evolutionary constraints. *Journal of Biogeography* 46:1306–1315 DOI 10.1111/jbi.13579.
- Di Cola V, Broennimann O, Petitpierre B, Breiner FT, D’Amen M, Randin C, Engler R, Pottier J, Pio D, Dubuis A, Pellissier L, Mateo RG, Hordijk W, Salamin N, Guisan A. 2017.

- ecospat: an R package to support spatial analyses and modeling of species niches and distribution. *Ecography* **40**(6):774–787 DOI [10.1111/ecog.02671](https://doi.org/10.1111/ecog.02671).
- Di Febraro M, Menchetti M, Russo D, Ancillotto L, Aloise G, Roscioni F, Preatoni DG, Loy A, Martinoli A, Bertolino S, Mori E. 2019.** Integrating climate and land-use change scenarios in modelling the future spread of invasive squirrels in Italy. *Diversity & Distributions* **25**(4):644–659 DOI [10.1111/ddi.12890](https://doi.org/10.1111/ddi.12890).
- Doebley J. 2004.** The genetics of maize evolution. *Annual Review of Genetics* **38**(1):37–59 DOI [10.1146/annurev.genet.38.072902.092425](https://doi.org/10.1146/annurev.genet.38.072902.092425).
- Doebley J, Stec A. 1993.** Inheritance of the morphological differences between maize and teosinte: comparison of results for two F2 populations. *Genetics* **134**(2):559–570 DOI [10.1093/genetics/134.2.559](https://doi.org/10.1093/genetics/134.2.559).
- Fick SE, Hijmans RJ. 2017.** WorldClim 2: new 1-km spatial resolution climate surfaces for global land areas. *International Journal of Climatology* **37**(12):4302–4315 DOI [10.1002/joc.5086](https://doi.org/10.1002/joc.5086).
- Gallien L, Douzet R, Pratte S, Zimmermann NE, Thuiller W. 2012.** Invasive species distribution models—how violating the equilibrium assumption can create new insights. *Global Ecology & Biogeography* **21**(11):1126–1136 DOI [10.1111/j.1466-8238.2012.00768.x](https://doi.org/10.1111/j.1466-8238.2012.00768.x).
- Gaston KJ, Spicer JI. 2001.** The relationship between range size and niche breadth: a test using five species of Gammarus (*Amphipoda*). *Global Ecology & Biogeography* **10**(2):179–188 DOI [10.1046/j.1466-822x.2001.00225.x](https://doi.org/10.1046/j.1466-822x.2001.00225.x).
- Goncalves E, Herrera I, Duarte M, Bustamante RO, Lampo M, Velasquez G, Sharma GP, Garcia-Range S. 2014.** Global invasion of Lantana camara: has the climatic niche been conserved across continents? *PLOS ONE* **9**(10):e111468 DOI [10.1371/journal.pone.0111468](https://doi.org/10.1371/journal.pone.0111468).
- Guisan A, Petitpierre B, Broennimann O, Daehler C, Kueffer C. 2014.** Unifying niche shift studies: insights from biological invasions. *Trends in Ecology & Evolution* **29**(5):260–269 DOI [10.1016/j.tree.2014.02.009](https://doi.org/10.1016/j.tree.2014.02.009).
- Han LZ, Jiang XF, Peng YF. 2016.** Potential resistance management for the sustainable use of insect-resistant genetically modified corn and rice in China. *Current Opinion in Insect Science* **15**:139–143 DOI [10.1016/j.cois.2016.04.004](https://doi.org/10.1016/j.cois.2016.04.004).
- Hargrove WW, Hoffman FM, Hessburg PF. 2006.** Mapcurves: a quantitative method for comparing categorical maps. *Journal of Geographical Systems* **8**(2):187–208 DOI [10.1007/s10109-006-0025-x](https://doi.org/10.1007/s10109-006-0025-x).
- Hellin J, Bellon MR, Hearne SJ. 2014.** Maize landraces and adaptation to climate change in Mexico. *Journal of Crop Improvement* **28**(4):482–501 DOI [10.1080/15427528.2014.921800](https://doi.org/10.1080/15427528.2014.921800).
- Hernandez-Lambrano RE, Gonzalez-Moreno P, Sanchez-Agudo JA. 2017.** Towards the top: niche expansion of *Taraxacum officinale* and *Ulex europaeus* in mountain regions of South America. *Austral Ecology* **42**(5):577–589 DOI [10.1111/aec.12476](https://doi.org/10.1111/aec.12476).
- Hirst MJ, Griffin PC, Sexton JP, Hoffmann AA. 2017.** Testing the niche-breadth-range-size hypothesis: habitat specialization vs. performance in Australian alpine daisies. *Ecology* **98**(10):2708–2724 DOI [10.1002/ecy.1964](https://doi.org/10.1002/ecy.1964).
- Hufford MB, Martínez-Meyer E, Gaut BS, Eguiarte LE, Tenailon MI. 2012.** Inferences from the historical distribution of wild and domesticated maize provide ecological and evolutionary insight. *PLOS ONE* **11**(11):e47659 DOI [10.1371/journal.pone.0047659](https://doi.org/10.1371/journal.pone.0047659).
- Jiang J, Zhai DP, Zhang CB. 2019.** Effects of irrigation and fertilizer levels on the distribution of water and salt in saline field and maize yield. *Chinese Journal of Applied Ecology* **30**:1207–1217 DOI [10.13287/j.1001-9332.201904.039](https://doi.org/10.13287/j.1001-9332.201904.039).

- Koch O, Mengesha WA, Pironon S, Pagella T, Ondo I, Rosa I, Wilkin P, Borrell JS. 2022.** Modelling potential range expansion of an underutilised food security crop in Sub-Saharan Africa. *Environmental Research Letters* 17(1):014022 DOI 10.1088/1748-9326/ac40b2.
- Le Corre V, Siol M, Vigouroux Y, Tenaillon MI, Delye C. 2020.** Adaptive introgression from maize has facilitated the establishment of teosinte as a noxious weed in Europe. *Proceedings of the National Academy of Sciences of the United States of America* 117:25618–25627 DOI 10.1073/pnas.2006633117.
- Leff B, Ramankutty N, Foley JA. 2004.** Geographical distribution of the major crops across the world. *Global Biogeochemical Cycles* 18:GB1009 DOI 10.1029/2003GB002108.
- Liu CL, Wolter C, Xian WW, Jeschke JM. 2020.** Most invasive species largely conserve their climatic niche. *Proceedings of the National Academy of Sciences of the United States of America* 117(38):23643–23651 DOI 10.1073/pnas.2004289117.
- Lombardo U, Iriarte J, Hilbert L, Ruiz-Perez J, Capriles JM, Veit H. 2020.** Early Holocene crop cultivation and landscape modification in Amazonia. *Nature* 581(7807):190–193 DOI 10.1038/s41586-020-2162-7.
- Merow C, Bois ST, Allen JM, Xie YY, Silander JA. 2017.** Climate change both facilitates and inhibits invasive plant ranges in New England. *Proceedings of the National Academy of Sciences of the United States of America* 114:E3276–E3284 DOI 10.1073/pnas.1609633114.
- Michalak JL, Lawler JJ, Roberts DR, Carroll C. 2018.** Distribution and protection of climatic refugia in North America. *Conservation Biology* 32(6):1414–1425 DOI 10.1111/cobi.13130.
- Milla R. 2020.** Crop Origins and Phylo Food: a database and a phylogenetic tree to stimulate comparative analyses on the origins of food crops. *Global Ecology Biogeography* 29(4):606–614 DOI 10.1111/geb.13057.
- Mir C, Zerjal T, Combes V, Dumas F, Madur D, Bedoya C, Dreisigacker S, Franco J, Grudloyma P, Hao PX, Hearne S, Jampatong C, Laloe D, Muthamia Z, Nguyen T, Prasanna BM, Taba S, Xie CX, Yunus M, Zhang S, Warburton ML, Hearne S. 2013.** Out of America: tracing the genetic footprints of the global diffusion of maize. *Theoretical & Applied Genetics* 126(11):2671–2682 DOI 10.1007/s00122-013-2164-z.
- Moreno-Letelier A, Aguirre-Liguori JA, Piñero D, Vázquez-Lobo A, Eguiarte LE. 2020.** The relevance of gene flow with wild relatives in understanding the domestication process. *Royal Society Open Science* 7(4):191545 DOI 10.1098/rsos.191545.
- Morin X, Lechowicz MJ. 2013.** Niche breadth and range area in North American trees. *Ecography* 36(3):300–312 DOI 10.1111/j.1600-0587.2012.07340.x.
- Mottl O, Flantua SGA, Bhatta KP, Felde VA, Giesecke T, Goring S, Grimm EC, Haberle S, Hooghiemstra H, Ivory S, Kunes P, Wolters S, Seddon AWR, Williams JW. 2021.** Global acceleration in rates of vegetation change over the past 18,000 years. *Science* 372(6544):860–864 DOI 10.1126/science.abg1685.
- Osland MJ, Feher LC. 2020.** Winter climate change and the poleward range expansion of a tropical invasive tree (Brazilian pepper—*Schinus terebinthifolius*). *Global Change Biology* 26(2):607–615 DOI 10.1111/gcb.14842.
- Pavlik BM, Louderback LA, Vernon KB, Yaworsky PM, Wilson C, Clifford A, Coddling BF. 2021.** Plant species richness at archaeological sites suggests ecological legacy of indigenous subsistence on the Colorado plateau. *Proceedings of the National Academy of Sciences of the United States of America* 118:e2025047118 DOI 10.1073/pnas.2025047118.
- Pearman PB, Guisan A, Broennimann O, Randin CF. 2008.** Niche dynamics in space and time. *Trends in Ecology & Evolution* 23(3):149–158 DOI 10.1016/j.tree.2007.11.005.

- Peterson AT. 2011. Ecological niche conservatism: a time-structured review of evidence. *Journal of Biogeography* 38(5):817–827 DOI 10.1111/j.1365-2699.2010.02456.x.
- Petitpierre B, Kueffer C, Broennimann O, Randin C, Daehler C, Guisan A. 2012. Climatic niche shifts are rare among terrestrial plant invaders. *Science* 335(6074):1344–1348 DOI 10.1126/science.1215933.
- Rebourg C, Chastanet M, Gouesnard B, Welcker C, Dubreuil P, Charcosset A. 2003. Maize Introduction into Europe: the history reviewed in the light of molecular data. *Theoretical & Applied Genetics* 106(5):895–903 DOI 10.1007/s00122-002-1140-9.
- Ross-Ibarra J, Tenailon M, Gaut B. 2009. Historical divergence and gene flow in the genus *Zea*. *Genetics* 181(4):1399–1413 DOI 10.1534/genetics.108.097238.
- Sanchez B, Rasmussen A, Porter JR. 2014. Temperatures and the growth and development of maize and rice: a review. *Global Change Biology* 20(2):408–417 DOI 10.1111/gcb.12389.
- Sheth SN, Morueta-Holme N, Angert AL. 2020. Determinants of geographic range size in plants. *New Phytologist* 226(3):650–665 DOI 10.1111/nph.16406.
- Slatyer RA, Hirst M, Sexton JP. 2013. Niche breadth predicts geographical range size: a general ecological pattern. *Ecology Letters* 16(8):1104–1114 DOI 10.1111/ele.12140.
- Strubbe D, Broennimann O, Chiron F, Matthysen E. 2013. Niche conservatism in non-native birds in Europe: niche unfilling rather than niche expansion. *Global Ecology & Biogeography* 22(8):962–970 DOI 10.1111/geb.12050.
- Svenning JC, Skov F. 2004. Limited filling of the potential range in European tree species. *Ecology Letters* 7(7):565–573 DOI 10.1111/j.1461-0248.2004.00614.x.
- Swarts K, Gutaker RM, Benz B, Blake M, Bukowski R, Holland J, Kruse-Peebles M, Lepak N, Prim L, Romay MC, Ross-Ibarra J, Sanchez-Gonzalez JD, Schmidt C, Schuenemann VJ, Krause J, Matson RG, Weigel D, Buckler ES, Burbano HA. 2017. Genomic estimation of complex traits reveals ancient maize adaptation to temperate North America. *Science* 357(6350):512–515 DOI 10.1126/science.aam9425.
- Thuiller W, Lafourcade B, Engler R, Araujo MB. 2009. BIOMOD—a platform for ensemble forecasting of species distributions. *Ecography* 32(3):369–373 DOI 10.1111/j.1600-0587.2008.05742.x.
- Tingley R, Vallinoto M, Sequeira F, Kearney MR. 2014. Realized niche shift during a global biological invasion. *Proceedings of the National Academy of Sciences of the United States of America* 111(28):28 10233–28 10238 DOI 10.1073/pnas.1405766111.
- Ureta C, Martínez-Meyer E, Perales HR, Alvarez-Buylla ER. 2012. Projecting the effects of climate change on the distribution of maize races and their wild relatives in Mexico. *Global Change Biology* 18(3):1073–1108 DOI 10.1111/j.1365-2486.2011.02607.x.
- van Kleunen M, Dawson W, Essl F, Pergl J, Winter M, Weber E, Kreft H, Weigelt P, Kartesz J, Nishino M, Antonova LA, Barcelona JF, Cabezas FJ, Cardenas D, Cardenas-Toro J, Castano N, Chacon E, Chatelain C, Ebel AL, Figueiredo E, Fuentes N, Groom QJ, Henderson L, Inderjit, Kupriyanov A, Masciadri S, Meerman J, Morozova O, Moser D, Nickrent DL, Patzelt A, Pelsner PB, Baptiste MP, Poopath M, Schulze M, Seebens H, Shu WS, Thomas J, Velayos M, Wieringa JJ, Pysek P. 2015. Global exchange and accumulation of non-native plants. *Nature* 525(7567):100–103 DOI 10.1038/nature14910.
- Vincent H, Bornand CN, Kempel A, Fischer M. 2020. Rare species perform worse than widespread species under changed climate. *Biological Conservation* 246:108586 DOI 10.1016/j.biocon.2020.108586.

- Wang L, Beissinger TM, Lorant A, Ross-Ibarra C, Ross-Ibarra J, Hufford MB. 2017. The interplay of demography and selection during maize domestication and expansion. *Genome Biology* 18(1):215 DOI 10.1186/s13059-017-1346-4.
- Wang XH, Muller C, Elliot J, Mueller ND, Ciaia P, Jagermeyr J, Gerber J, Dumas P, Wang CZ, Yang H, Li L, Deryng D, Folberth C, Liu WF, Makowski D, Olin S, Pugh TAM, Reddy A, Schmid E, Jeong S, Zhou F, Piao S. 2021. Global irrigation contribution to wheat and maize yield. *Nature Communications* 12(1):1235 DOI 10.1038/s41467-021-21498-5.
- Warren DL, Glor RE, Turelli M. 2008. Environmental niche equivalency versus conservatism: quantitative approaches to niche evolution. *Evolution* 62(11):2868–2883 DOI 10.1111/j.1558-5646.2008.00482.x.
- Wiens JJ. 2011. The niche, biogeography and species interactions. *Philosophical Transactions of the Royal Society B-Biological Sciences* 366(1576):2336–2350 DOI 10.1098/rstb.2011.0059.
- Wiens JJ, Ackerly DD, Allen AP, Anacker BL, Buckley LB, Cornell HV, Damschen EI, Davies TJ, Grytnes JA, Harrison SP, Hawkins BA, Holt RD, McCain CM, Stephens PR. 2010. Niche conservatism as an emerging principle in ecology and conservation biology. *Ecology Letters* 13(10):1310–1324 DOI 10.1111/j.1461-0248.2010.01515.x.
- Wiens JJ, Graham CH. 2005. Niche conservatism: integrating evolution, ecology, and conservation biology. *Annual Review of Ecology and Systematics* 36(1):519–539 DOI 10.1146/annurev.ecolsys.36.102803.095431.
- Wiens JJ, Litvinenko Y, Harris L, Jezkova T. 2019. Rapid niche shifts in introduced species can be a million times faster than changes among native species and ten times faster than climate change. *Journal of Biogeography* 46(9):2115–2125 DOI 10.1111/jbi.13649.
- Xu WB, Svenning JC, Chen GK, Zhang MG, Huang JH, Chen B, Ordonez A, Ma KP. 2019. Human activities have opposing effects on distributions of narrow-ranged and widespread plant species in China. *Proceedings of the National Academy of Sciences of the United States of America* 116(52):26674–26681 DOI 10.1073/pnas.1911851116.
- Yang RJ, Gong X, Hu XK, Hu YW, Feng JM. 2021. Global cultivation of wheat crops induces considerable shifts in the range and niche of species relative to their wild progenitors. *Environmental Research Communications* 3(11):115012 DOI 10.1088/2515-7620/ac3906.
- Yu FY, Groen TA, Wang TJ, Skidmore AK, Huang JH, Ma KP. 2016. Climatic niche breadth can explain variation in geographical range size of alpine and subalpine plants. *International Journal of Geographical Information Science* 31(1):190–212 DOI 10.1080/13658816.2016.1195502.