

Regulation of nitrogen topdressing and paclobutrazol at different stages on spike differentiation and yield of winter wheat

Dongxiao Li¹, Shaojing Mo¹, William D. Batchelor², Ruiting Cheng¹, Hongguang Wang¹, Ruiqi^{Corresp. 1}

¹ Hebei Agricultural University, Baoding, China

² Auburn University, Auburn, United States of America

Corresponding Author: Ruiqi
Email address: wheatlrq@163.com

Background. Optimal nitrogen (N) application and plant growth regulators can improve wheat productivity. This can help to improve yield level and ensure food security with limited resources in the Huang-Huai-Hai Plain of China (HPC). **Methods.** A 2-year field experiments were conducted using a randomized block design with four treatments (TS-nitrogen topdressing at pseudostem erection stage ; TPS-TS combined with paclobutrazol application; TJ-nitrogen topdressing at jointing stage; TPJ-TJ combined with paclobutrazol application) in 2011-2013. **Results.** The grain number per ear, thousand kernel weight and yield for the TJ and TPJ treatments were higher than those of the TS and TPS treatments. Grain number per ear, yield, and thousands kernel weigh for the TPJ treatment were significantly higher than for the TS and TPS in 2011-2012 (9.82% and 7.27%, 10.23% and 8.99%, 6.12% and 5.58%) and in 2012-2013 (10.21% and 11.55%, 8.00% and 6.58%, 0.00 and 0.00), respectively. And thousands kernel weight under TJ were significantly higher than those under TS and TPS by 13.21% and 14.03%, respectively in 2012-2013. The floret number, significantly correlated with cytokinin content, was also significantly increased under TJ and TPJ at connectivum differentiation stage. For TPJ treatment, the floret number was significantly higher than for the TS, TPS, and TJ by 19.92%, 10.21%, 6.10% in 2011-2012; it was higher than for the TS and TPS by 28.06% and 29.61% in 2012-2013, respectively. The relative expression level of cytokinin oxidase/dehydrogenase gene (*TaCKX2.2*) in response to cytokinin increasing was improved to regulate hormonal balance. **Conclusions.** Therefore, nitrogen topdressing at jointing stage had increased grain number per ear, thousand kernel weight, and grain yield of wheat. Paclobutrazol could delay spike differentiation and promote cytokinin accumulation that induced expression of *TaCKX2.2*, maintaining hormonal balance and affecting wheat spike morphogenesis.

Regulation of nitrogen topdressing and paclobutrazol at different stages on spike differentiation and yield of winter wheat

Dongxiao Li¹, Shaojing Mo^{1*}, William D. Batchelor², Ruiting Cheng¹, Hongguang Wang¹ and Rui-Qi Li¹

¹ State Key Laboratory of North China Crop Improvement and Regulation / Key Laboratory of Crop Growth Regulation of Hebei Province / College of Agronomy, Hebei Agricultural University, Baoding, Hebei Province, 071000, China.

²Biosystems Engineering Department, Auburn University, Auburn, Alabama, 36849, United States of America

* These authors contributed equally to this work.

Corresponding author. Ruiqi Li, wheatlrq@163.com

Abstract.

Background. Optimal nitrogen (N) application and plant growth regulators can improve wheat productivity. This can help to improve yield level and ensure food security with limited resources in the Huang-Huai-Hai Plain of China (HPC).

Methods. A 2-year field experiments were conducted using a randomized block design with four treatments (TS–nitrogen topdressing at pseudostem erection stage; TPS–TS combined with paclobutrazol application; TJ–nitrogen topdressing at jointing stage; TPJ–TJ combined with paclobutrazol application) in 2011-2013.

Results. The grain number per ear, thousand kernel weight and yield for the TJ and TPJ treatments were higher than those of the TS and TPS treatments. Grain number per ear, yield, and thousands

kernel weight for the TPJ treatment were significantly higher than for the TS and TPS in 2011-2012 (9.82% and 7.27%, 10.23% and 8.99%, 6.12% and 5.58%) and in 2012-2013 (10.21% and 11.55%, 8.00% and 6.58%, 0.00 and 0.00), respectively. And thousands kernel weight under TJ were significantly higher than those under TS and TPS by 13.21% and 14.03%, respectively in 2012-2013. The floret number, significantly correlated with cytokinin content, was also significantly increased under TJ and TPJ at connectivum differentiation stage. For TPJ treatment, the floret number was significantly higher than for the TS, TPS, and TJ by 19.92%, 10.21%, 6.10% in 2011-2012; it was higher than for the TS and TPS by 28.06% and 29.61% in 2012-2013, respectively. The relative expression level of cytokinin oxidase/dehydrogenase gene (*TaCKX2.2*) in response to cytokinin increasing was improved to regulate hormonal balance. **Conclusions.** Therefore, nitrogen topdressing at jointing stage had increased grain number per ear, thousand kernel weight, and grain yield of wheat. Paclobutrazol could delay spike differentiation and promote cytokinin accumulation that induced expression of *TaCKX2.2*, maintaining hormonal balance and affecting wheat spike morphogenesis.

Keywords topdressing stages, floret number, phytohormone, spike differentiation, *TaCKX2.2*

INTRODUCTION

The North China Plain is one of the most important grain production regions in China and is experiencing conflicts between limited natural resources and crop production. Excessive use of nitrogen fertilizer is common in order to increase yields in the wheat-maize planting system. This often leads to large losses of nitrogen, resulting in serious environmental pollution (*Azam Shah et*

al. 2009; Wang et al. 2010). The planting area of winter wheat has been decreasing in order to enhance ecological benefits and due to limited water available for irrigated due to historic over-exploitation of ground water (*Xu et al. 2005*). In order to achieve China's food security goals, it is important to [improving](#) wheat yields. Wang *et al.* (2015) found that a key factor for increasing wheat yield was increasing the grain number per spike and seed weight, which is influenced by nitrogen fertilizer in the high-yield wheat region of Hebei Province. Nitrogen fertilizer promotes allocation of assimilate and increases assimilation amount and contribution rate of post-anthesis photosynthate to grain (*Ma et al. 2008a*). There are three nitrogen absorption peaks of winter wheat including fall vegetative growth before winter, the jointing-booting stage, and the flowering-filling stage. The transport of carbon assimilates to grain was found to be more efficient with nitrogen topdressing at the jointing stage than at the flowering stage (*Zhai and Li, 2006*). However, the nitrogen application should be delayed until booting stage under super-high-yield conditions (*Kara and Uysal, 2009; Liu et al. 2019*). The time of optimal nitrogen application is often related to local water conditions and wheat varieties. Under drought conditions or limited irrigation, nitrogen topdressing applied at the jointing stage was more beneficial to transport carbon photosynthate to grain compared to the flowering stage for winter wheat (*Gevrek and Atasoy, 2012*). However, for spring wheat, it was more beneficial to apply topdressing nitrogen at the flowering stage (*Walsh et al. 2018*). Under irrigated conditions, a later topdressing application enhanced photosynthesis and increased wheat yield (*Chen et al. 2008*).

Paclobutrazol (pp333), a plant growth regulator that inhibits synthesis of endogenous gibberellin, is easily absorbed by wheat root, stem, and leaf. The application of paclobutrazol can

inhibit crop height, increase stress tolerance, promote tillering, and increase spike number and yield (*Hajihashemi et al. 2007; Gómez et al. 2011; Peng et al. 2014; Dwivedi et al. 2017*). Combining nitrogen topdressing with paclobutrazol can also improve photosynthetic rate, increase grain weight per spike, and achieve further increase in wheat yield when applied at the jointing stage (*Yang et al. 2008*). A combination of nitrogen topdressing at the pseudostem erection stage with a paclobutrazol application can increase dry matter accumulation, grain weight per spike, and grain yield (*Zhang et al. 2017*). The appropriate amount of nitrogen and paclobutrazol can increase stem lodging resistance, nitrogen uptake and maintain high duration of the flag leaf to promote high and stable yield (*Chen et al. 2011; Nouriyani et al. 2012a,b*). Paclobutrazol also regulated root morphological characteristics, maintained physiological function and root activity, increased grain yield by enhancing the levels of osmolytes, endogenous hormone contents, and antioxidant activities under adverse environmental conditions (*Soumya et al. 2017; Kamran et al. 2018*). Additionally, nitrogen can also regulate endogenous hormone content and affect ear and flower development (*Ma et al. 2008a*). Spikelet number, regulated by hormones in spike and roots, was closely related to nitrogen supply (*Chen et al. 2008; Zhang et al. 2009*). At the early grain formation stage, zeatin riboside (ZR) content could effectively regulate panicle flower development and spikelet number (*Ma et al. 2008a*). Decreasing cytokinin and ABA contents in grain and root would be possible resulting in sterile spikelet (*Chen et al. 2008; Zhang et al. 2009*). Paclobutrazol application could influence hormone directly and modify flowering and development of plants (*Zhang et al. 2016*). During ear differentiation, cytokinins oxidase/dehydrogenase (CKX), controlling endogenous cytokinins content, often negatively

82 regulates time of flowering and grain formation of crops (*Zalewski et al. 2010; Yeh et al. 2015;*
83 *Ashikari et al. 2005; Bartrina et al. 2011*). For wheat, *TaCKX2.2* was involved in the formation of
84 the spike grain number and yield (*Zhang et al. 2011*). Inhibiting *TaCKX2* expression by RNAi
85 increased the grain number per spike in bread wheat plants (*Li et al. 2018*). Previous studies have
86 shown that the optimal application amount of a nitrogen and paclobutrazol combination at the stem
87 elongation stage (*Nouriyani et al. 2012a,b*) and nitrogen topdressing at the jointing stage was
88 advantageous for yield and grain quality (*Wu et al., 2014*). It is not clear what the optimum
89 topdressing nitrogen combined paclobutrazol application is for optimal ear differentiation and
90 individual wheat productivity, nor how changing phytohormones and related gene expression
91 occur in plants under different nitrogen topdressing treatments in the North China Plain. Our
92 hypothesis was that nitrogen topdressing and paclobutrazol application at different stages would
93 influence cytokinin (IPA and ZR) content of spike differentiation. Accordingly, the related gene
94 expression varied. Combining molecular biology methods and crop growth analysis, we explored
95 the differential expression law of cytokinin synthesis related genes in individual spike
96 differentiation that directly influence grain yield. The objective of this study was to 1) evaluate the
97 effect of topdressing nitrogen with paclobutrazol application on spike differentiation, and 2)
98 elucidate the possible mechanisms of improving the productivity of wheat. The focus of this study
99 was to determine the impact of N and paclobutrazol on individual spikelet formation, resulting
100 differences in final yield, and to determine how phytohormones and related gene expression
101 changes during spike differentiation. This study will help to provide guidance for optimizing
102 fertilizer and increasing high yield potential of wheat in the North China Region.

Materials and methods

Experimental site and soil

A field experiment was carried out from 2011 to 2013 on super-high-yield testing farmland in Gaocheng, Shijiazhuang (37°79'N, 115°31'E), China. The climate was classified as subhumid continental monsoon. The mean annual rainfall is typically less than 520 mm, one-third of which typically falls during the wheat-growing season. Winter wheat-summer maize rotation is the typical planting system in this region. The soil type was light-loamy Chao Soil and the soil properties are shown in Table 1.

Experimental design and crop management

The experiment was a randomized complete block design with four experimental treatments: 1) nitrogen topdressing at pseudostem erection stage (TS), 2) TS with paclobutrazol application at pseudostem erection stage (TPS), 3) nitrogen topdressing at the jointing stage (TJ), and 4) TJ with paclobutrazol application at the jointing stage (TPJ). Each treatment was replicated three times. Each plot area was 60 m².

The cultivar Shimai18 was provided by Shijiazhuang Academy of Agricultural Sciences, Shijiazhuang, Hebei. This variety was planted on October 7, 2011 and October 9, 2012 with a row spacing of 0.15 m and plant density of 270×10⁴ plants ha⁻¹. Fertilizers were applied before planting at rates of 112 kg ha⁻¹ nitrogen, 60 kg ha⁻¹ phosphorus, 87 kg ha⁻¹ potassium and 9 kg ha⁻¹ zinc. Topdressed N was applied at either pseudostem erection stage or jointing at a rate of 112 kg ha⁻¹. Fore-rotating corn straw from the previous crop was crushed 2 times and returned to the field at a 15 cm depth. Paclobutrazol (provided by Shenggong Bioengineering (Shanghai) Co., LTD) was

applied by a foliar spray of aqueous solution containing 10% wettable powder at an effective concentration of 200 mg kg⁻¹ which equated to a rate of 675 kg ha⁻¹ at either pseudostem erection or jointing stage.

Variable measurements

Young ears were sampled and then quickly-frozen at −80°C in the differentiation stages of stamen and pistils, early connectivum, late connectivum, and tetrad formation, separately. Partial young ears marked on the same flowering date were sampled at 0, 3, 6, 9 and 12 days after flowering. Beginning with the regreening stage, representative wheat plants were selected at 3 days intervals. The numbers of spikelets and florets were recorded in a constant state (on about 21st April) using an anatomical lens (Stemi 2000-c, Germany).

Total ribonucleic acid (RNA) was extracted from wheat samples with a PlantRNA Kit (Tiangen, Beijing, China) according to the manufacturer's protocol. RNA concentration and purity were detected by spectrophotometer (Nanodrop, USA); the RNA integrity was detected by agarose gel electrophoresis. cDNA obtained by reverse transcription of RNA was used for subsequent fluorescence quantitative expression. First-strand cDNA was generated from 2 µg of total RNA using a PrimeScript II First Strand cDNA Synthesis Kit (TaKaRa, Dalian, China). The primer used for qRT-PCR were designed according to the published sequence *TaCKX2* (geneID: GU084177.1) by software Primer 5 (Zhang et al., 2011). Priming sequence: GGGAGAAGAAGCACTTTGGTC (*TaCKX2.2-F*); CCTGCAGTAAACTCAAACCATATC (*TaCKX2.2-R*). The optimal reference gene *GAPDH* (GAPDH-F: TGTCCATGCCATGACTGCAA; GAPDH-R: CCAGTGCTGCTTGAATGATG) was selected for mRNA transcription studies using

quantitative real-time polymerase chain reaction (PCR). All PCR reactions were repeated three times and the data were normalized to constitutively expressed TaGAPDH according to the 2- $\Delta\Delta C_t$ method described by Livak and Schmittgen (2001). Thermal-cycling conditions included an initial denaturation at 95°C for 5 s, followed by 45 cycles at 95°C for 5 s, 60°C for 10 s, and 72°C for 15 s, then a final melt step from 60°C to 95°C.

Endogenous phytohormone content (IAA, auxin; ABA, abscisic acid; GA, gibberellin; cytokinin, CTK including isopentenyl adenosine-IPA and trans zein nucleoside-ZR) was measured by enzyme linked immunosorbent assay (ELISA) (Li et al., 2017). The test kit was provided by College of Agriculture and Biotechnology, China Agricultural University, Beijing, China. Young ear samples were collected from each treatment and cut into 0.5 g pieces and were ground to a fine powder in liquid nitrogen with a pre-cooled mortar. The powder was diluted with extracting solution and was extracted over 4 h at 4 °C in cold 80% methanol based on the protocol outlined by Oliver *et al.* (2007). The homogenate was then centrifuged at 3500 rpm min⁻¹ for 20 min, and the supernatant was collected and washed by 80% methanol in a C-18 solid phase extraction column. Next, the filtered fluid of all the samples was pooled and dried in a vacuum chamber. Sample diluent was added to a final volume of 1 mL, which was diluted in tris-buffered saline and GA, CTK, ABA, IAA concentrations were measured according to Jin *et al.* (2011).

Plant height was measured at pseudostem erection, jointing, booting, and ripening stages, respectively. Yield and yield components were measured by conventional methods. The harvest area was 3 m² for each plot. All plants were harvested, threshed, and dried to weigh seed yield. And 1000-kernel weight was determined using the sum of two 500-kernel sample weights

according with absolute value of the difference between two 500-kernel weights divided the average of both was less than 5%. If not, the third 500-kernel sample was weighted. The number of spikes was measured by counting the samples in one-meter-length of row in each replication at maturity. The number of kernels per spike was measured by counting the number of kernels per spike in 20 plants per plot.

Statistical analysis

All data were run using analysis of variance (ANOVA) with three replicates according to Excel 2003, SPSS17.0 (SPSS Inc., Chicago, USA). The Duncan's new Multiple Range (DMR) test at 5% probability level was used to test the differences among the mean values. Significant differences were labelled based on DMR.

RESULTS

Plant height

Plant height increased gradually with the growth and development of seedlings in all treatments (Table 2). At pseudostem erection stage, there were no significant differences in plant height across all treatments. At the jointing stage, plant height in the TS treatment was significantly higher than in the TPS, TJ (2011-2012) and TPJ treatments (2011-2012). Plant height in the TJ and TPJ treatments were not significantly different. At booting stage, the plant height in the TS treatment was significantly higher than other treatments, while the TPJ treatment had significantly lower plant height than other treatments (2012-2013). No significant differences were existed between TPS and TJ. At mature stage, plant height reached to a peak value for all treatments. The

paclobutrazol treatments had a significantly lower plant height than the non-paclobutrazol treatments.

Wheat yield and yield components

Data from both years showed that grains per spike, thousand grain weight, and yield of wheat in the TJ and TPJ treatments were higher than those in the TS and TPS treatments (Table 3). The decreasing order of observed yield was TPJ>TJ>TPS>TS, and the TPJ yield was significantly higher than the yield for the TPS (10.22% and 8.88% higher) and TS (8.99% and 6.58% higher) treatments in 2011-2012 and 2012-2013, respectively. The topdressing N + paclobutrazol treatment yield components were not significantly different than the N treatments alone for the different paclobutrazol application dates. The thousand grain weight for the TJ and TPJ treatments were significantly higher than for the TS by 3.57% and 6.12%, respectively, and TPJ was significantly higher than TPS by 5.58% in 2011-2012. Thousand grain weight in the TJ treatment was significantly higher than in the TS and TPS treatments by 13.21% and 14.03%, respectively, in 2012-2013. This result suggested that nitrogen topdressing at the jointing stage was more beneficial to grain weight than at the pseudostem erection stage. The grains per spike in TJ and TPJ were significantly higher than in TS and TPS in 2011-2012, while grains per spike in TPJ was significantly higher than in TS and TPS in 2012-2013. Grains per spike for the TJ treatment was significantly higher than that of TPS in 2012-2013. There were no significant differences in spikes per hm^2 among four treatments.

Spike differentiation

The numbers of spikelets and florets in the TPS treatment were less than those in other treatments (Table 4). Spikelet number in the TS treatment, the most one, was significantly higher than in the TPS treatment by 8.33% and 5.43% in 2011-2012 and 2012-2013, respectively. But spikelet number in the TS had no obvious differences with that in the TJ and TPJ treatments. Florets number in the TPJ was significantly higher than in the TPS and TS treatments by 8.68% and 6.68% in 2011-2012; and florets number in the TPS treatment was significantly lower than in the other treatments in 2012-2013. The number of florets differentiated from stamen and pistil of wheat in the TPJ treatment was significantly higher than in the TJ (2011-2012, 7.11% higher), TS (4.39% and 14.49% higher), and TPS (20.94% and 18.05% higher) treatments, respectively; this number in the TJ was significantly higher than in the TPS and TS treatments by 13.28% and 16.81% in 2012-2013, respectively. The floret number at the connectivum differentiation stage in the TPJ treatment was significantly higher than in the TS, TPS, and TJ treatments by 19.92%, 10.21%, and 6.10%, respectively, in 2011-2012; and the numbers in the TJ and TPJ were significantly higher than in the TS (30.75% and 28.06%) and TPS (32.33% and 29.61%) treatments in 2012-2013, respectively. These results suggested that N topdressing and paclobutrazol application at jointing stage was more helpful in improving development of florets, inhibiting its degeneration in wheat, and increasing grains number per spike.

Phytohormone content

The variation of endogenous hormone levels in wheat spikes were similar among all treatments during differentiation of the main stem spike (Fig.1). However, the content of endogenous

hormones was different at various phases of spike differentiation. The changes in CTK, IAA, and GA content showed a single-peak curve. CTK contents in the TS and TJ treatments was significantly higher than in the TPS (18.52% and 17.78%) and TPJ (17.65% and 16.91%), respectively, at the double-ridge stage. The peak value of CTK content in the TS treatments was significantly higher than in the TPS treatment by 12.48% at the stamen and pistil differentiated stage, when CTK content in the TPS was significantly higher than in the TJ and TPJ by 12.64% and 13.17%, respectively. The peak values of GA in the TS and TPS were significantly higher than in the TJ (37.12% and 29.60%) and TPJ (37.64% and 30.09%) treatments, respectively, at the floret primordia differentiation stage. IAA contents in the TS and TPS treatments were significantly higher than in the TJ (15.04% and 7.02%) and TPJ (25.98% and 17.19%) treatments, respectively, at the pistil and stamen differentiated stage. These results showed that the nitrogen topdressing at the pseudostem stage promoted accumulation of growth acceleration hormones more than at the jointing stage. The differences between TS and TPS and between TJ and TPJ were increasingly smaller during the panicle differentiation stage. ABA content in spikes showed an increasing trend throughout the growth period. At the tetrad stage, ABA reached the maximum value and showed a descending order of TS>TPS>TJ>TPJ; ABA contents in the TS and TPS treatments were significantly higher than in the TJ (18.22% and 13.69%) and TPJ (34.07% and 28.93%) treatments, respectively. These results suggested that ABA content could be decreased under nitrogen topdressing with paclobutrazol application at the jointing stage.

IPA and ZR content

Figure 2 shows single-peak trend in IPA, ZR, and (IPA+ZR) content in wheat grains under all treatments from tetrad stage to flowering stage. The peak values appeared mainly at 0–6 days after flowering. The IPA content, which was the highest in the TPJ treatment at 0, 3, 12, and 15 days after flowering, was significantly higher in the TJ and TPJ treatments than in the TS and TPS treatments by 2.71% and 8.51%, 11.54% and 17.83%, respectively, at 6 days after flowers. The ZR contents in grains for the TPS and TPJ treatments were both significantly higher than for the TS (14.15% and 15.41%) and TJ (24.54% and 25.91%) treatments, respectively, at tetrad stage. The ZR contents were significantly higher in the TPJ and TJ treatments than in the TS (20.43% and 16.62%) and TPS (29.75% and 25.64%) treatments, respectively, at 12 days after flowering. Additionally, the ZR contents in the TPJ and TJ treatments were significantly higher than the others treatments, respectively, at 3 and 9 days after flowering. The IPA+ZR content showed a similar changing trend to ZR content and was higher in the TJ and TPJ treatments than in the TS and TPS treatments. The IPA+ZR content in the TPJ treatment was significantly higher than others at 3 and 15 days after flowering.

***TaCKX2.2* Expression**

The trend of *TaCKX2.2* expression is shown in Fig. 3 under different treatments during spike development. From the stamen and pistil differentiation to tetrad differentiation stage, the expression level of *TaCKX2.2* was very low in all treatments. The level rose sharply and reached a peak on 6 days after flowering under the TS and TPS treatments, which were significantly lower than the TJ (65.22% and 69.27%) and TPJ (69.67% and 73.21%) treatments, respectively. From

0–12 days after flowering, the *TaCKX2.2* expression in spikes under the TJ and TPJ treatments was significantly higher than that under the TS and TPS treatments, respectively. The first peak for the TJ and TPJ treatments occurred on 0 days and the second higher peak occurred on 6 days after flowering. At 9 days after flowering, *TaCKX2.2* expression was decreased substantially in all treatments. These results suggested that *TaCKX2.2* expression could be induced by paclobutrazol at the jointing stage and its expression in TPJ reached a maximum value during the flowering stage.

Correlation Analysis

The floret number had a significant linear correlation with IPA and ZR content from 0-12 days after flowering (Table 5). At 0, 6, and 12 days after flowering, the florets numbers from the stamen and gynoecium and from connectivum were all very significantly correlated to cytokinin (IPA+ZR) content. At 3, 9, and 15 days after flowering, there was a significant correlation between cytokinin (IPA+ZR) content and numbers of florets differentiated from stamen and gynoecium (15 days exception) and from connectivum. These results showed that both IPA and ZR could control and regulate floret number and development during full-blossom period.

DISCUSSION

It has been reported that nitrogen topdressing at the jointing stage can increase the number of grains per ear and wheat yield (*Li et al. 2010*). The application of paclobutrazol at the stem elongation stage can promote nitrogen uptake and reduce nitrogen leaching to improve nitrogen use efficiency and wheat yield (*Nouriyani et al. 2012b*). In this study, the number of grains per ear, thousand

kernel weight, and yield of wheat in the TPJ treatment were significantly higher than those in the TS and TPS treatments, which was in agreement with the report of Wu *et al.* (2014). Paclobutrazol application decreased plant height from booting stage to maturity stage, and further reduced plant height when the application time was delayed from the pseudostem erection stage to the jointing stage. The inhibitory effect of paclobutrazol on overgrowth of wheat plants likely reduced excess consumption of nutrients and reserved photosynthate accumulation to support grain growth (Ghosh *et al.*, 2010). Combining nitrogen topdressing and paclobutrazol application at jointing stage increased wheat yield. Although a single application of paclobutrazol had no significant effect on yield and yield components, using topdressing nitrogen with paclobutrazol gave higher yield component values than treatments without the paclobutrazol application. It was reported that the best effect was achieved using a combination of 150 mg L⁻¹ of paclobutrazol and 160 kg ha⁻¹ nitrogen, for which paclobutrazol increased the absorption and transportation of nitrogen in plant and significantly affected photosynthetic pigments to maintain a high duration of flag leaf area which increased the grain yield (Nouriyani *et al.* 2012a). Paclobutrazol was found to also reduce plant height and flag-leaf area of black rice, but increased sucrose and amylopectin content in the grain at a concentration of 50 ppm (Dewi and Darussalam, 2018). Previous reports indicated that paclobutrazol was prone to regulation on physiological balance at early growth stages, but not on final yield of winter wheat directly (Yang *et al.* 2008). Therefore, the regulatory effect of paclobutrazol is different for different developmental phase of plants and concentration variation from paclobutrazol or nitrogen or both.

The panicle primordium differentiation stage is a critical phase in reproductive organ

307 construction and the formation of final yield of wheat. Nitrogen can increase floret survival rate
 308 and grain number in wheat (*Ferrante et al. 2010*). Paclobutrazol can promote fertile florets
 309 differentiation and coordinate the vegetative and reproductive growth (*Hampton et al. 2006*).
 310 Further observations have shown that the differentiation of young panicles was inhibited and the
 311 floret number was decreased under nitrogen topdressing with paclobutrazol at the pseudostem
 312 erection stage compared with the jointing stage. This may explain why grain number per ear and
 313 yield of wheat with nitrogen topdressing at the pseudostem erection stage was lower than at
 314 jointing stage. It is known that the growth of young ears and development of spikelets is closely
 315 related to hormone content (*Zhang et al. 2009*). A recent study reported that paclobutrazol elevated
 316 endogenous auxin and abscisic acid levels, suppressed gibberellins (GA4) and trans-zeatin
 317 concentrations of plant (*Opio et al. 2020*). However, another report showed that paclobutrazol
 318 significantly decreased the content of GA3 and IAA, and increased ABA contents in leaves of
 319 wheat (*Aly et al. 2011*). This study indicated that the paclobutrazol application decreased the
 320 number of spikelets and florets at the pseudostem erection stage, but increased floret number at
 321 the jointing stage based on two- years data. The application of paclobutrazol inhibited not only
 322 GA content during spike differentiation but also CTK, IAA, and ABA content before the tetrad
 323 stage. This may be possible due to dynamic phytohormone levels and an unconstant inhibitory
 324 effect of paclobutrazol on spike differentiation. The mutual antagonism and interactions between
 325 those hormones varied in different growth stages of crops (*Wu et al. 2019*). Additionally, IAA,
 326 CTK, and GA contents in spikes were lower or not different under nitrogen topdressing with or
 327 without paclobutrazol at the jointing stage compared with the pseudostem erection stage. This

result suggested that the differences in number of spikelets and florets among all treatments were not primarily determined by the phytohormone levels at this stage. At the tetrad stage, ABA content in spikelets under the TPS treatment was higher than that under the TPJ stage, suggesting that other promoting hormones likely regulated panicle and floret development after the tetrad stage. These results have also verified the hypothesis that individual spikelets number was affected by both nitrogen topdressing and paclobutrazol application, which played a promoting role mainly during the jointing stage.

Cytokinin, which ~~was~~ degraded by cytokinin oxidizes/dehydrogenase to IPA and ZR, plays an important role in early spikelet development and panicle differentiation (*Ma et al. 2008b; Jameson et al. 2015*). From the tetrad to anthesis stage, cytokinin content in spikelets may be a regulatory mechanism. At the tetrad stage, ZR content in spikelets under the nitrogen topdressing with paclobutrazol treatment was significantly higher than that without the paclobutrazol application, which help to increase yield sink capacity (*Dewi and Darussalam, 2018*). From this stage onwards, the contents of ZR and IPA and the expression level of *TaCKX2.2* were higher for the nitrogen topdressing during 0–6 days after flowering. The increment was higher at the jointing stage than at the pseudostem erection stage. It is likely that cytokinin oxidation/dehydrogenase would perform stronger degradation to maintain hormone balance when accumulation of cytokinin in ear exceeded demand, which often results from the rapid development of wheat ears with nitrogen topdressing during reproductive growth (*Werner et al. 2006; Zhang et al. 2011*). Panicle development was faster under nitrogen topdressing at the jointing stage, when *TaCKX2.2* expression was higher than that at the pseudostem erection stage. Meantime, paclobutrazol

application increased *TaCKX2.2* expression to inhibit cytokinin content. Our study showed that the contents of IPA and ZR in the TPJ treatment, and ZR and (IPA+ZR) in the TPS treatment at 3 and 9 days after flowering, respectively, were suppressed by paclobutrazol, which was partly consistent with Opio *et al.* (2020). However, the contents of ZR and ZR + IPA in TPJ were elevated significantly by paclobutrazol at 3 days after flowering. These results can be interpreted that paclobutrazol induced early flowering by increasing ABA and cytokinins contents in buds, which regulated increases in leaf water potential and carbon-nitrogen ratio of mango (Upreti *et al.* 2013). This study also showed that cytokinin (IPA+ZR) content was significantly correlated with the floret number at the stamen and gynoecium and the connectivum differentiation stage. It was established that paclobutrazol regulates floret differentiation and development indirectly by regulating cytokinin content and influencing the final yield. These results further verified the hypothesis that spikelet number and differentiation was regulated by phytohormone, in which cytokinin (IPA and ZR) content and *TaCKX2.2* expression could keep homeostasis mainly after the tetrad stage. Other factors such as water status, paclobutrazol concentrations, and growth stage should also be considered in understanding the regulatory process. Additionally, the differences in gene expression in spikes among treatments was not only influenced by cytokinin content but also by multiple hormone interactions and other hormone levels changing at crucial stages. Further research is needed to determine the primary molecular mechanisms by which assimilate of grain increased for the nitrogen and paclobutrazol treatment.

Conclusion

In conclusion, nitrogen topdressing at jointing stage was optimal for increasing floret number, kernels number per spike, and yield. And this result was partly related to cytokinin (especial ZR) content increasing after tetrad stage. Application of paclobutrazol could delay spike development to some extent and promote cytokinin content elevation, along with *TaCKX2.2* relative expression increasing to keep hormonal equilibrium and regulate spikelet and floret number. This work has systematically combined the molecular biology, phytohormone physiology and crop growth to analyze seed yield increasing approach. Future research on the deep mechanism of interaction between paclobutrazol and phytohormone is needed. Therefore, our study shows still an effective measure to promote wheat productivity by regulating individual spikelet differentiation with nitrogen topdressing and paclobutrazol application at jointing stage. And for conventional production wheat variety, there also need adequate planting population to achieve high yield and ensure food security in the North China Plain.

ADDITIONAL INFORMATION AND DECLARATIONS

Funding

This work was supported by the National System of Modern Agriculture Industrial Technology Project (CARS-03-05); the National Key Research and Development Program of China (2017YFD0300909); the Scientific Research Project of Hebei Education Department (QN2019046); the Hebei Province Natural Science Foundation for Youth (C2019204358). Science and Technology Program of Baoding (1911ZN010). the National Natural Science Foundation of China (No. 31871569).

Competing Interests

The authors declare there are no competing interests.

Author Contributions

- Dongxiao Li conceived and designed the experiments, performed the experiments, analyzed the data, prepared figures and/or tables, authored or reviewed drafts of the paper, and approved the final draft.

- Shaojing Mo analyzed the data, authored or reviewed drafts of the paper.

- William D. Batchelor improved English language and reviewed the manuscript.

- Ruiting Cheng and Hongguang Wang analyzed the data, authored or reviewed drafts of the paper, and approved the final draft

- Ruiqi Li conceived and designed the experiments, authored or reviewed drafts of the paper, funding, and approved the final draft.

References

Aly AA, Latif HH. 2011. Differential effects of paclobutrazol on water stress alleviation through electrolyte leakage, phytohormones, reduced glutathione and lipid peroxidation in some wheat genotypes (*Triticum aestivum* L.) grown in-vitro. *Romanian Biotechnological Letters* **16**: 6710-6721.

Ashikari M, Sakakibara H, Lin S, Yamamoto T, Takashi T, Nishimura A, Angeles ER, Qian Q, Kitano H, Matsuoka M. 2005. Cytokinin oxidase regulates rice grain production. *Science* **309**: 741-745.

Azam SS, Mahmood SS, Mohammad W, Shafi M, Nawaz H. 2009. N uptake and yield of wheat as influenced by integrated use of organic and mineral nitrogen. *International Journal of Plant Production* **3**: 45–56.

Bartrina I, Otto E, Strnad M, Werner T, Schmölling T. 2011. Cytokinin regulates the activity of reproductive meristems, flower

- organ size, ovule formation, and thus seed yield in *Arabidopsis thaliana*. *The Plant Cell* **23**: 69-80.
- Chen X, Tong YA, Kang HH, Yu JB, Wang ZH, Yang JF. 2008.** Effect of postponing N application on the yield, apparent N recovery and N absorption of winter wheat. *Plant Nutrition and Fertilizer Science* **14**: 450–455.
- Chen XG, Shi YH, Wang CY, Yin YP, Wang ZL. 2011.** Effects of nitrogen and pp333 application on the lignin synthesis of stem in relation to lodging resistance of wheat. *Scientia Agricultura Sinica* **44**: 3529-3536.
- Dewi K, Darussalam. 2018.** Effect of paclobutrazol and cytokinin on growth and source–sink relationship during grain filling of black rice *Oryza sativa* L. "Cempo Ireng". *Indian Journal of Plant Physiology* **23**: 507-515.
- Dwivedi SK, Arora A, Kumar S. 2017.** Paclobutrazol-induced alleviation of water-deficit damage in relation to photosynthetic characteristics and expression of stress markers in contrasting wheat genotypes. *Photosynthetica* **55**: 351-359.
- Ferrante A, Savin R, Slafer GA. 2010.** Floret development of durum wheat in response to nitrogen availability. *Journal of Experimental Botany* **61**: 4351–4359.
- Gevrek MN, Atasoy GD. 2012.** Effect of post anthesis drought on certain agronomical characteristics of wheat under two different nitrogen application conditions. *Turkish Journal of Field Crops* **17**: 19–23.
- Ghosh A, Chikara J, Chaudhary DR, Prakash AR, Boricha G, Zala A. 2010.** Paclobutrazol arrests vegetative growth and unveils unexpressed yield potential of *Jatropha curcas*. *Journal of Plant Growth Regulation*, **29**: 307-315.
- Gómez M, Castro PA, Mignone C, Bertero H. 2011.** Can yield potential be increased by manipulation of reproductive partitioning in quinoa (*Chenopodium quinoa*)? Evidence from gibberellic acid synthesis inhibition using Paclobutrazol. *Functional Plant Biology* **38**: 420-430.
- Hajihashemi S, Kiarostami K, Saboor A, Enteshari S. 2007.** Exogenously applied paclobutrazol modulates growth in salt-stressed wheat plants. *Plant Growth Regulation* **53**: 117–128.
- Hampton JG, Hebblethwaite PD. 2006.** The effect of the growth regulator paclobutrazol (PP333) on the growth, development

and yield of *Lolium perenne* grown for seed. *Grass and Forage Science* **40**: 93-101.

Jameson PE, Song J. 2015. Cytokinin: A key driver of seed yield. *Journal of Experimental Botany* **67**: 593-606.

Jin SX, Kanagaraj A, Verma D, Lange T, Daniell H. 2011. Release of hormones from conjugates: chloroplast expression of b-glucosidase results in elevated phytohormone levels associated with significant increase in biomass and protection from aphids or whiteflies conferred by sucrose esters. *Plant Physiology* **155**: 222–235.

Kamran M, Wennan S, Ahmad I, Meng XP, Cui WW, Zhang XD, Mou SW, Aaqil K, Han QF, Liu TN. 2018. Application of paclobutrazol affect maize grain yield by regulating root morphological and physiological characteristics under a semi-arid region. *Scientific Reports* **8**: 4818.

Kara B, Uysal N. 2009. Influence on grain yield and grain protein content of late-season nitrogen application in triticale. *Journal of Animal and Veterinary Advances* **8**: 579–586.

Li DX, Zhang D, Wang HG, Li YM, Li RQ. 2017. Physiological response of plants to polyethylene glycol (PEG-6000) by exogenous melatonin application in wheat. *Zemdirbyste-Agriculture*, **104**: 219–228.

Li RN, Wang LY, Zhang YC, Liu MC, Zhai CX, Chen LL. 2010. Effect of topdressing time of nitrogen fertilizer and controlled-release coated urea on winter wheat yield and apparent nitrogen recovery rate. *Chinese Journal of Eco-Agriculture* **18**: 277–280.

Li YL, Song GQ, Gao J, Zhang SJ, Zhang RZ, Li W, Chen ML, Liu M, Xia XC, Risacher T, Genying L. 2018. Enhancement of grain number per spike by RNA interference of cytokinin oxidase 2 gene in bread wheat. *Hereditas* **155**: 33.

Liu ZX, Gao F, Liu Y, Yang JQ, Zhen XY, Li XX, Li Y, Zhao JH, Li JR, Qian BC, Yang DQ, Li XD. 2019. Timing and splitting of nitrogen fertilizer supply to increase crop yield and efficiency of nitrogen utilization in a wheat–peanut relay intercropping system in China. *Crop Journal* **7**: 101-112.

Livak KJ, Schmittgen TD. 2001. Analysis of relative gene expression data using real-time quantitative PCR and the 2-DDCT method. *Methods* **25**: 402–408.

- 452 **Ma DY, Guo TC, Wang CY, Zhu YJ, Song X, Wang YH, Yue YJ. 2008.** Effects of nitrogen application rates on accumulation,
453 translocation, and partitioning of photosynthate in winter wheat at grain filling stage. *Acta Agronomica Sinica* **34**: 1027–
454 1033.
- 455 **Ma ZB, He JG, Wang XC, Ma XM. 2008.** Effects of nitrogen forms on endogenous hormones content in grains of two wheat
456 cultivars. *Scientia Agricultura Sinica* **41**: 63–69.
- 457 **Nouriyani H, Majidi E, Seyyednejad SM, Siadat SA, Naderi A. 2012a.** Evaluation of interaction of paclobutrazol and nitrogen
458 on correlation between yield and photosynthetic pigments contents in two wheat cultivars (*Triticum aestivum* L.). *Research*
459 *on Crops* **13**: 446-452.
- 460 **Nouriyani H, Majidi E, Seyyednejad S.M, Siadat SA, Naderi A. 2012b.** Evaluation of nitrogen use efficiency of wheat (*Triticum*
461 *aestivum* L.) as affected by nitrogen fertilizer and different levels of paclobutrazol. *Research on Crops* **13**: 439–445.
- 462 **Oliver SN, Dennis ES, Dolferus R. 2007.** ABA regulates apoplastic sugar transport and is a potential signal for cold-induced
463 pollen sterility in rice. *Plant and Cell Physiology* **48**: 1319–1330.
- 464 **Opio P, Tomiyama H, Saito T, Ohkawa K, Ohara H, Kondo S. 2020.** Paclobutrazol elevates auxin and abscisic acid, reduces
465 gibberellins and zeatin and modulates their transporter genes in *Marubakaido* apple (*Malus prunifolia* Borkh. var. ringo
466 Asami) rootstocks. *Plant Physiology and Biochemistry* **155**: 502-511.
- 467 **Peng D, Chen X, Yin Y, Lu K, Yang W, Tang Y, Wang Z. 2014.** Lodging resistance of winter wheat (*Triticum aestivum* L.):
468 Lignin accumulation and its related enzymes activities due to the application of paclobutrazol or gibberellin acid. *Field Crops*
469 *Research* **157**: 1–7.
- 470 **Soumya PR, Kumar P, Pal M. 2017.** Paclobutrazol: a novel plant growth regulator and multi-stress ameliorant. *Indian Journal of*
471 *Plant Physiology* **22**: 267–278.
- 472 **Upreti KK, Reddy YTN, Prasad SRS, Bindu GV, Jayarama HL, Rajan S. 2013.** Hormonal changes in response to paclobutrazol

induced early flowering in mango cv. totapuri. *Scientia Horticulturae* **150**: 414-418.

Walsh OS, Shafian S, Christiaens RJ. 2018. Nitrogen fertilizer management in dryland wheat cropping systems. *Plants* **7**: 1-11.

Wang HG, Li DX, Li YM, Li RQ. 2015. Yield components and population and individual characteristics of growth and development of winter wheat over 10 000 kg·hm⁻² in Hebei Province. *Scientia Agricultura Sinica* **48**: 2718-2729.

Wang HY, Ju XT, Wei YP, Li BG, Zhao LL, Hu KL. 2010. Simulation of bromide and nitrate leaching under heavy rainfall and high-intensity irrigation rates in North China Plain. *Agricultural Water Management* **97**: 1646-1654.

Werner T, Köllmer I, Bartrina I, Holst K, Schmölling T. 2006. New insights into the biology of cytokinin degradation. *Plant Biology* **8**(3): 371-381.

Wu H, Chen HZ, Zhang YK, Zhang YP, Zhu DF, Xiang J. 2019. Effects of 1-aminocyclopropane-1-carboxylate and paclobutrazol on the endogenous hormones of two contrasting rice varieties under submergence stress. *Plant Growth Regulation* **87**: 109-121.

Wu JH, Zhang XP, Cheng RT, Hu YG, Wang XY. 2014. Effectes of nitrogen topdressing and paclobutrazol spraying different growth stages on quality and yield of wheat. *Journal of Agricultural University of Hebei* **37**: 8-11.

Xu YQ, Mo XG, Cai YL, Li XB. 2005. Analysis on groundwater table drawdown by land use and the quest for sustainable water use in the Hebei Plain in China. *Agricultural Water Management* **75**: 38-53.

Yang ZY, Fan CH, Guo PY. 2008. Regulation of paclobutrazol and N fertilizer on physiology function of winter wheat leaves. *Plant Nutr. Journal of Plant Nutrition and Fertilizer* **14**: 947-950.

Yeh SY, Chen HW, Ng CY, Lin CY, Tseng TH, Li WH, Ku MSB. 2015. Down-regulation of cytokinin oxidase 2 expression increases tiller number and improves rice yield. *Rice* **8**: 36.

Zalewski W, Galuszka P, Gasparis S, Orczyk W, Nadolska-Orczyk A. 2010. Silencing of the *HvCKX1* gene decreases the cytokinin oxidase / dehydrogenase level in barley and leads to higher plant productivity. *Journal of Experimental Botany* **61**:

1839–51.

Zhai BN, Li SX. 2006. Study on the key and sensitive stage of winter wheat responses to water and nitrogen coordination. *Journal of Integrative Agriculture* **5**: 50–56.

Zhang H, Tan G, Yang L, Yang J, Zhang J, Zhao B. 2009. Hormones in the grains and roots in relation to post-anthesis development of inferior and superior spikelets in japonica/indica hybrid rice. *Plant Physiology and Biochemistry* **47**: 195–204.

Zhang JP, Liu WH, Yang XM, Gao AN, Li XQ, Wu XY, Li LH. 2011. Isolation and characterization of two putative cytokinin oxidase genes related to grain number per spike in wheat. *Molecular Biology Reports* **38**: 2337–2347.

Zhang SW, Zhang D, Fan S, Du LS, Shen YW, Xing LB, Li YM, Ma JJ, Han MY. 2016. Effect of exogenous ga3 and its inhibitor paclobutrazol on floral formation, endogenous hormones, and flowering-associated genes in 'fuji' apple (*malus domestica* borkh.). *Plant Physiology and Biochemistry* **107**: 178-186.

Zhang X, Li HR, Bu DN, Li YM. 2017. Effect of spring application of nitrogen and paclobutrazol on growth and development and yield of winter wheat. *Journal of Triticeae Crops* **37**: 769-776.

Table 1 (on next page)

Soil conditions of the experimental field

Each data indicates the nutritious elements contents in different soil layers.

1

Table 1. Soil conditions of the experimental field.

Year	Soil layers (cm)	Organic Matter (g·kg ⁻¹)	Total N (g·kg ⁻¹)	Available N (mg·kg ⁻¹)	Available P (mg·kg ⁻¹)	Available K (mg·kg ⁻¹)
2011-2012	0-20	13.2	1.1	148.8	33.0	128.6
	20-40	5.6	0.6	60.5	7.3	50.0
2012-2013	0-20	20.3	0.9	124.5	21.4	133.3
	20-40	9.6	0.4	42.0	7.5	52.6

Table 2(on next page)

Plant height of wheat under different treatments

Each data point indicates the average plant height of 5 repeats plants at different treatments.

1

Table 2. Plant height of wheat under different treatments.

Year	Treatment	Plant height (cm)			
		Pseudostem erection stage	Jointing stage	Booting stage	Maturity stage
2011-2012	TS	17.8a	29.7a	60.3a	69.2a
	TPS	17.5a	28.1b	58.6b	67.6b
	TJ	19.0a	27.6c	57.1bc	66.4b
	TPJ	18.3a	27.6c	56.3c	64.1c
2012-2013	TS	19.1a	27.1a	54.4a	68.7a
	TPS	18.7a	23.6b	51.3b	67.1b
	TJ	19.0a	26.0a	50.7b	66.0b
	TPJ	19.4a	26.0a	48.1c	61.7c

2

Note: Different letters in each column indicate significant differences among four treatments, assessed by ANOVA ($P \leq 0.05$). TS, nitrogen topdressing at erecting stage; TPS, TS combined with paclobutrazol application; TJ, nitrogen topdressing at jointing stage; TPJ, TJ combined with paclobutrazol application.

3

4

5

Table 3(on next page)

Wheat yield and yield components under different treatments

Each data point indicates the wheat yield and yield components in three repeats testing plots with different treatments.

1

Table 3. Wheat yield and yield components under different treatments.

Year	Treatments	Spikes ($\times 10^4 \cdot \text{ha}^{-1}$)	Grains Per spike	Thousand grain weight (g)	Yield ($\text{t} \cdot \text{ha}^{-1}$)
2011-2012	TS	796.7a	33.6b	39.2c	8.8b
	TPS	752.3a	34.4b	39.4bc	8.9b
	TJ	798.9a	36.2a	40.6ab	9.4ab
	TPJ	807.8a	36.9a	41.6a	9.7a
2012-2013	TS	829.4a	33.3bc	28.0b	7.5b
	TPS	834.9a	32.9c	27.8b	7.6b
	TJ	806.0a	35.8ab	31.7a	7.8ab
	TPJ	823.4a	36.7a	30.5ab	8.1a

2

Note: Different letters in each column indicate significant differences among four treatments, assessed by

3

ANOVA ($P \leq 0.05$). TS, nitrogen topdressing at erecting stage; TPS, TS combined with paclobutrazol

4

application; TJ, nitrogen topdressing at jointing stage; TPJ, TJ combined with paclobutrazol application.

Table 4(on next page)

Spike differentiation of wheat under different treatments

Each data point indicates the average performance of 5 repeats in spike differentiation indexes under different treatments.

1

Table 4. Spike differentiation of wheat under different treatments.

Year	Treatments	Differentiation Spikelet number	Differentiation Floret number	Floret number differentiated from stamen and gynoecium	Floret number differentiated from connectivum
2011-2012	TS	20.8a	140.8b	118.4b	52.2c
	TPS	19.2b	138.2b	102.2c	56.8b
	TJ	20.8a	145.4ab	115.4b	59.0b
	TPJ	20.4ab	150.2a	123.6a	62.6a
2012-2013	TS	19.4a	148.8a	99.4b	67.0b
	TPS	18.4b	141.8b	96.4b	66.2b
	TJ	18.8ab	150.4a	112.6 a	87.6a
	TPJ	19.0ab	149.6a	113.8a	85.8a

2 Note: Different letters in each column indicate significant differences among four treatments, assessed by
3 ANOVA ($P \leq 0.05$). TS, nitrogen topdressing at erecting stage; TPS, TS combined with paclobutrazol
4 application; TJ, nitrogen topdressing at jointing stage; TPJ, TJ combined with paclobutrazol application.

Table 5(on next page)

The correlation between (IPA+ZR) content and floret number

Each data point indicates the correlation coefficient of 12 runs between (IPA+ZR) content and floret number differentiated from connectivum, stamens and pistils.

Table 5. The correlation between (IPA+ZR) content and floret number. **P < 0.01 and *P<0.05.

content of (IPA+ZR)	florets differentiated from connectivum	florets differentiated from stamen and gynoecium
0 day after flowering	0.825**	0.855**
3 days after flowering	0.685*	0.63*
6 days after flowering	0.766**	0.725**
9 days after flowering	0.600*	0.683*
12 days after flowering	0.913**	0.875**
15 days after flowering	0.695*	0.549

Notes. *, ** significant at the 0.05 and 0.01 probability levels, respectively, ns, no significant. Each data point represents the average of the measured data.

Figure 1(on next page)

Dynamic of endogenous hormone levels in ears during spike differentiation

E Each data point indicates the average performance of 5 repeats in phytohormone contents with different stages.

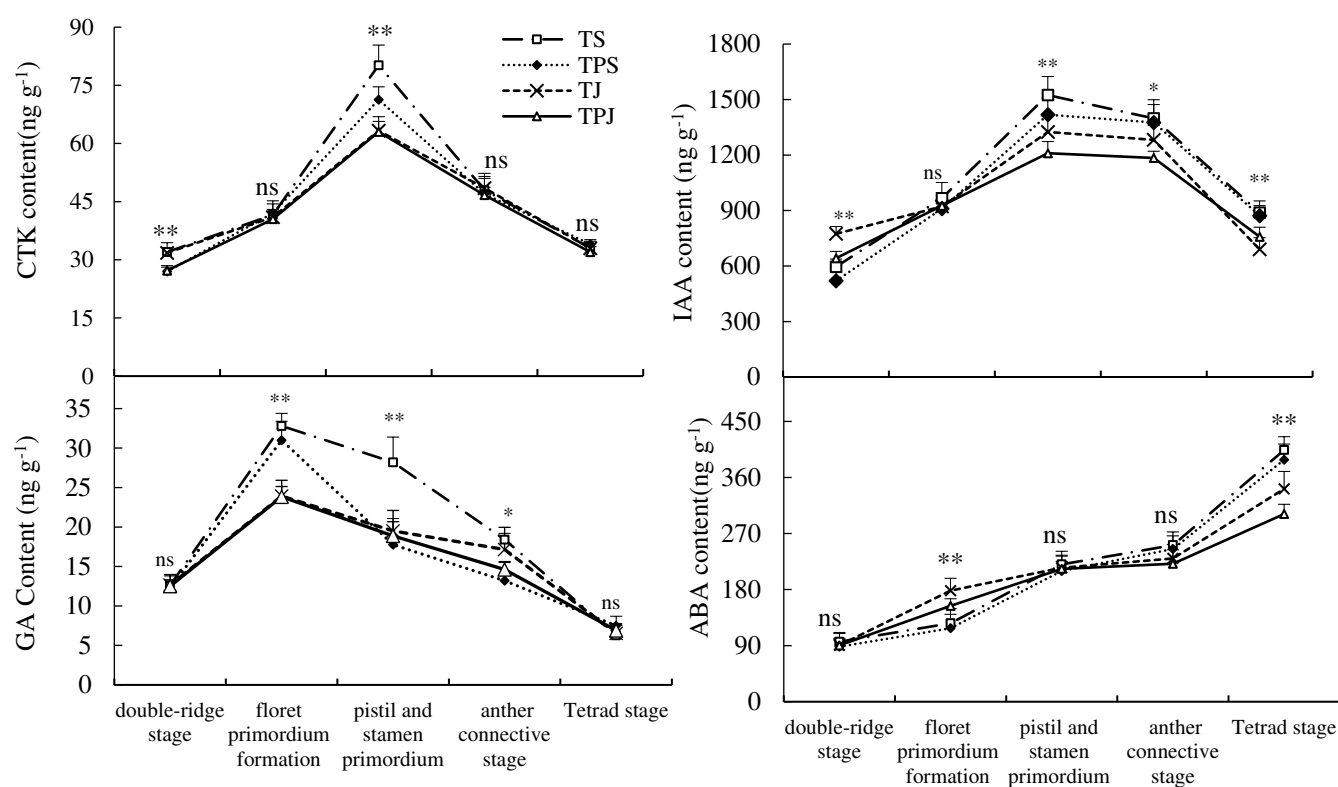


Figure 1 Dynamic of endogenous hormone levels in ears during spike differentiation. *, ** significant at the 0.05 and 0.01 probability levels, respectively, ns, no significant. Each data point represents the average of the measured data.

Figure 2

IPA and ZR content of spikes under all treatments at different stages

Each data point indicates the average performance of 5 repeats in spike with different treatments during all flowering stage.

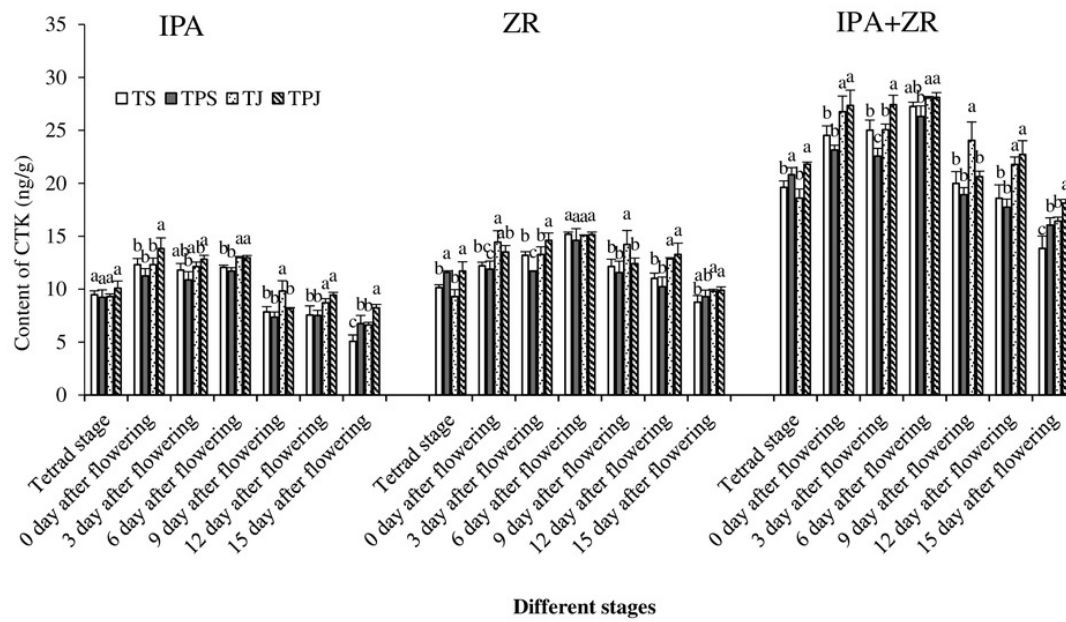


Fig.2. IPA and ZR content of spikes under all treatments at different stages. Different letters indicate significant differences among four treatments, assessed by ANOVA ($P \leq 0.05$).

Figure 3

The changing trend of relative expression of TACKX2.2 at different stages

Each data point indicates the average performance of 3 repeats samples after randomly choosing with all treatments at different spike differentional stages

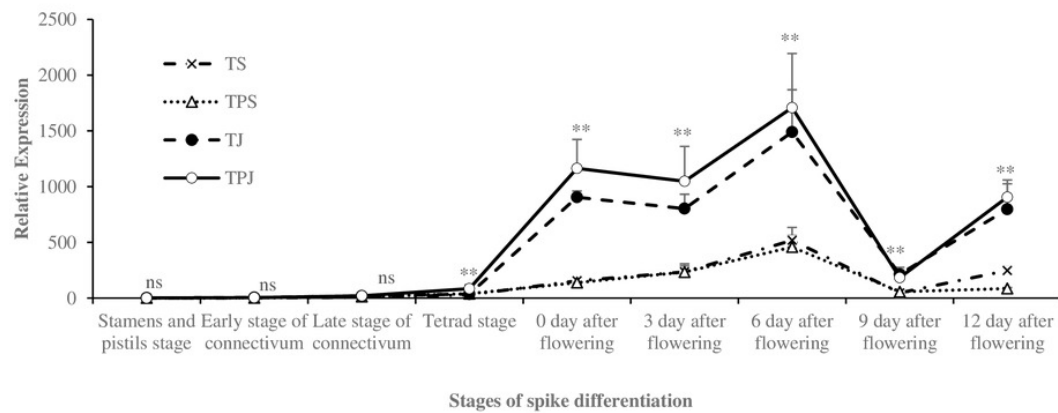


Figure 3 The changing trend of relative expression of *TACKX2.2* at different stages. *, ** significant at the 0.05 and 0.01 probability levels, respectively, ns, no significant. Each data point represents the average of the measured data.